



59th (2008-09) Annual Report

**Union Public Service Commission
Dholpur House, Shahjahan Road
New Delhi-110069**

<http://www.upsc.gov.in>



सत्यमेव जयते

The Union Public Service Commission have the privilege to present before the President their Fifty-Ninth Report as required under Article 323(1) of the Constitution.

This Report covers the period from April 1, 2008 (Chaitra 12, 1930 Saka) to March 31, 2009 (Chaitra 10, 1931 Saka).

Contents

List of abbreviations	viii
Composition of the Commission during the year 2008-09	ix

LIST OF CHAPTERS

Chapter	Heading	Page No.
1	Executive Summary	1
2	Brief history and workload over the years	3
3	Recruitment by examinations	7
4	Direct recruitment by interview	13
5	Recruitment rules, service rules and mode of recruitment	19
6	Promotions and deputations	21
7	Representation of candidates belonging to Scheduled Castes, Scheduled Tribes, Other Backward Classes and Physically Challenged	27
8	Disciplinary cases	31
9	Delays in implementing advice of the Commission	33
10	Non-acceptance of Commission's advice by the Government	35
11	Miscellaneous	45
12	Acknowledgement	49

List of Appendices

Appendix	Subject	Page No.
I	Profiles of Hon'ble Chairman and Members of the Commission.	51
II	Recommendations made by the Commission - A: Relating to suitability of candidates/officials.	59
III	Recommendations made by the Commission - B: Relating to recruitment rules, service matters.	59
IV	Recruitment by examinations - Details of recommendations made during the year 2008-09 for civil posts/services.	60
V	Recruitment by examinations - Details of recommendations made during the year 2008-09 for defence posts/services.	61
VI	Examinations conducted by the Commission in the year 2008-09.	62
VII	Examinations conducted by the Commission during the year 2007-08 but completed/finalised in the year 2008-09.	64
VIII	Direct recruitment by interview - Details of posts for which requisitions were received and recommendations made during 2008-09.	66
IX	Services covered by examinations held during the year 2008-09.	67
X	Presidents of personality test boards for various examinations.	70
XI	Statement showing the number of candidates who appeared in Civil Services (Main) Examination - 2007 and 2008 with literature of an Indian language/foreign language as an optional subject.	71
XII	Comparative statement showing the medium of writing of examination (Indian languages/English) of candidates who appeared in Civil Services (Main) Examinations - 2007 and 2008.	72
XIII	Civil Services (Main) Examination - 2007: Profile of candidates.	76
XIV	Civil services (Main) Examination - 2007: University/Institution-wise number of candidates appeared vis-à-vis recommended and success rate of candidates.	85
XV	Engineering Services Examination - 2007: Profile of candidates.	91
XVI	Engineering Services Examination - 2007: University/Institution-wise number of candidates attended the personality test vis-à-vis recommended.	100
XVII	Indian Forest Service Examination - 2007: Profile of candidates.	103
XVII-A	Indian Forest Service Examination - 2008: Profile of candidates.	110
XVIII	Ministry-wise number of engineering, medical, scientific & technical and non-technical posts for which requisitions were received during the year 2008-09.	117
XIX	Ministry-wise number of engineering, medical, scientific & technical and non-technical posts which were advertised during the year 2008-09.	118
XX	Details of posts in which requisitions were cancelled/modified after advertisement during the year 2008-09.	119
XXI	Discipline-wise engineering posts for which recruitments were finalised during the year 2008-09.	124
XXII	Discipline-wise scientific and technical posts for which recruitments were finalised during the year 2008-09.	125

Appendix	Subject	Page No.
XXIII	Discipline-wise non-technical posts for which recruitments were finalised during the year 2008-09.	126
XXIV	Discipline-wise medical posts for which recruitments were finalised during the year 2008-09.	127
XXV	Details of cases for which suitable candidates could not be found during the year 2008-09.	128
XXVI	Bulk recruitment cases finalised during the year 2008-09.	138
XXVII	Cadres where no select list of 2007 was required to be prepared - Nil vacancy/none eligible.	139
XXVIII	Promotion to All India Services - Meetings held during the year 2008-09.	140
XXIX	Review Meetings held as a result of Court orders.	141
XXX	All India Services - Selection Committee meetings not held during 2008-09.	142
XXXI	Ministries/Departments who did not forward half-yearly returns of ad-hoc appointments made to Group 'A' and Group 'B' posts/services during the year 2008-09.	143
XXXII	Ad-hoc appointments to Group 'A' and 'B' posts/services in the Ministries/ Departments which continued beyond a period of one year during the year 2008-09 and reported to the Commission through half yearly returns.	144
XXXIII	Statement showing Ministry/Department-wise break-up of vacancies reserved for Scheduled Castes/Scheduled Tribes officers and the number of Scheduled Castes/ Scheduled Tribes officers recommended for appointment against reserved/unreserved vacancies by the Departmental Promotion Committees for the year 2008-09.	151
XXXIV	Details of posts reserved for Scheduled Castes/Scheduled Tribes/Other Backward Classes for which no such candidate applied during the year 2008-09.	153
XXXV	Number of Scheduled Castes/Scheduled Tribes/Other Backward Classes candidates recommended against unreserved vacancies through direct recruitment by interview during the year 2008-09.	154
XXXVI	Disciplinary cases dealt with during the year 2008-09.	158
XXXVII	Ministry-wise details of the advice tendered by the Commission in disciplinary cases.	159
XXXVIII	Ministry-wise number of cases where offers of appointment to recommended candidates were delayed by the Government for more than one year from the date of recommendation (position as on March 31, 2009)	161
XXXIX	Statement showing the number of cases where the recruitment rules were not notified by the Government and the period of delay (position as on March 31, 2009)	163
XL	Posts/services excluded from the purview of the Commission since the issue of the U.P.S.C. (Exemption from Consultation) Regulations on September 1, 1958.	167
XLI	Detailed staff strength of the Commission	169
XLII	Representation of Scheduled Castes, Scheduled Tribes & Other Backward Classes employees and persons with disabilities.	174
XLIII	Statement showing receipts and expenditure of the Commission during the year 2008-09.	175
XLIV	List of former Chairmen and Members of the Commission.	176

List of Abbreviations

Admn.	Administration	M.A.	Master of Arts
AIS	All India Services	M.Com.	Master of Commerce
AN	Afternoon	M.E.	Master of Engineering
APFC	Assistant Provident Fund Commissioner	M.Sc.(Engg)	Master of Science (Engineering)
APR	Applicants to Post Ratio	M.Tech.	Master of Technology
B.E.	Bachelor of Engineering	M/o	Ministry of
B.Sc.(Engg)	Bachelor of Science (Engineering)	Misc.	Miscellaneous
B.Tech	Bachelor of Technology	MOS	Member of Service
CAT	Central Administrative Tribunal	MR	Ministry Representative
CCS (CCA)	Central Civil Services (Classification, Control and Appeal) Rules	NCT	National Capital Territory
CE	Chief Engineer	N.F.S	None Found Suitable
CPWD	Central Public Works Department	No.	Number
CSSS	Central Secretariat Stenographers Service	N-SCS	Non State Civil Service
CVC	Central Vigilance Commission	OBC	Other Backward Class
D/o	Department of	OL	Official Language
Deptt.	Department	Recom	Recommended
DoP&T	Department of Personnel & Training	Rectt.	Recruitment
DoT	Department of Telecommunication	Retd.	Retired
DPC	Departmental Promotion Committee	RPR	Recommendation to Post Ratio
E.S.I.C.	Employees' State Insurance Corporation	RS & A	Research, Statistics & Analysis
ER	Examination Reforms	SC	Scheduled Caste
FN	Forenoon	SCM	Selection Committee Meeting
GEOL	Geologists' Examination	SCRA	Special Class Railway Apprentices
GM	General Manager	SCS	State Civil Service
Govt.	Government	SLP	Special Leave Petition
Gr.	Group	SOLCE	Section Officers'/Stenographers' (Grade 'B'/ Grade-I) Limited Departmental Competitive Examination
IAS	Indian Administrative Service	ST	Scheduled Tribe
IES	Indian Economic Service	UD & PA	Urban Development & Poverty Alleviation
IFoS	Indian Forest Service	UR	Un-reserved
IFS	Indian Foreign Service	UTs	Union Territories
IO	Inquiry Officer	Vig.	Vigilance
IPoS	Indian Postal Service	w.e.f.	with effect from
IPS	Indian Police Service	yrs	years
ISS	Indian Statistical Service		
Lakh	A cardinal number = 1,00,000 used as a unit of measurement		

Union Public Service Commission

April 1, 2008 to March 31, 2009

Shri Subir Dutta	Chairman ^{\$}
Prof. D.P. Agrawal	Chairman [#]
Ms. Parveen Talha	Member
Shri K. Roy Paul	Member
Prof. K.S. Chalam	Member
Prof. E. Balagurusamy	Member
Mrs. Shashi Uban Tripathi	Member
Prof. Purushottam Agrawal	Member
Dr. K.K.Paul	Member
Lt. Gen (Retd.) Nirbhay Sharma	Member [@]
Shri I.M.G. Khan	Member ⁺
Shri Prashanta Kumar Mishra	Member ^x

A brief write-up on the Profiles of the Chairman and Members is given at Appendix-I.

- \$ Demitted office on August 16, 2008
- # Assumed office on August 16, 2008 (AN)
- @ Assumed office on May 7, 2008
- + Assumed office on June 9, 2008 (AN)
- X Assumed office on August 18, 2008

Executive Summary

Chapter 1

During the year 2008-09

- Under recruitment through examination method, the Union Public Service Commission conducted 12 examinations, eight for recruitment to civil services/posts and four for defence services; a total of 9,41,517 applications were received and processed; 6,845 candidates interviewed for civil services/posts (interviews for defence services were conducted by SSB of Ministry of Defence) and 4,104 candidates recommended for appointment to various posts, 2,567 for civil services/posts (Appendix-IV) and 1,537 for defence services/posts (Appendix-V).
(Chapter 3)
- With effect from Civil Services (Main) Examination, 2008, extra time of twenty minutes per hour to the candidates with locomotor disability and cerebral palsy where dominant (writing) extremity is affected to the extent of slowing the performance of function (minimum of 40% impairment) has been granted in the Civil Services (Main) Examination only. However, no scribe is permitted to such candidates.
(Chapter 3)
- The Commission received 385 requisitions involving 1,743 posts for direct recruitment by interview from various Ministries/Departments. Taking into account the carried over requisitions, the Commission, in all, processed 587 requisitions involving 3007 posts. Of these, 88 requisitions involving 393 posts were treated as closed for want of clarifications from the Ministries/Departments. In all, 293 requisitions involving 1,247 posts were advertised during the year 2008-09. However, the recruitment action in respect of 24 requisitions involving 100 posts, after their advertisement, were treated as cancelled on the request of the Ministries/Departments.
(Chapter 4)
- During the period under Report, a total of 46,648 applications were received against the direct recruitment cases; 6,419 candidates were called for interview, 4,492 candidates were interviewed. The number of candidates recommended during the period under report was 865.
(Chapter 4)
- 247 cases involving 1,016 posts for which 46,478 applications had been received, could be finalized culminating in recommendation of 865 candidates, thus registering Applicants to Post Ratio of 46 and Recommendation to Post Ratio of 0.85.
(Chapter 4)
- In four direct recruitment by interview cases, in which the number of applicants were very high compared to the number of vacancies, recruitment tests were conducted for shortlisting of suitable number of candidates for interview. In addition, one proficiency test was also conducted for the post of Assistant Director (Hindi Typing and Hindi Stenography), Central Hindi Training Institute, Department of Official Language, Ministry of Home Affairs.
(Chapter 4)
- For 151 direct recruitment posts, none was found suitable out of the candidates who applied. Most of such posts required specialized medical, engineering or scientific qualifications.
(Chapter 4)
- The Commission made 6,478 recommendations regarding suitability of candidates/officials for promotion, deputation, absorption etc.
(Chapter 6)
- The Commission considered the service records of 18,858 officers and recommended (a) 6,056 officials for promotion in Central Services and (b) 422 officials for appointment on deputation/absorption.
(Chapter 6)

- The Commission recommended 1215 Scheduled Castes, Scheduled Tribes and Other Backward Classes candidates to fill up the posts reserved for them in recruitment by examination. In addition to this figure, 59 SC/ST/OBC candidates were recommended against unreserved posts.
(Chapter 7)
- The Commission recommended 112 candidates belonging to the Scheduled Castes, 44 to the Scheduled Tribes and 198 to the Other Backward Classes to fill 77.0 percent of the posts reserved for them through direct recruitment by interview. This figure does not include 23 candidates belonging to the Scheduled Castes, four candidates to the Scheduled Tribes and 58 candidates to the Other Backward Classes who were recommended against unreserved posts.
(Chapter 7)
- The Commission recommended 18 candidates with disabilities out of the 34 posts reserved for them through direct recruitment by interview.
(Chapter 7)
- In respect of 65 cases, offers of appointment to candidates recommended by the Commission earlier through direct recruitment by interview were either delayed for more than one year or the requisite information were not furnished by the Ministries/Departments regarding the issue of offer of appointment.
(Chapter 9)
- Where candidates were recommended for recruitment by examination, it was noticed that there was delay of over one year or more in issuing offers of appointment by the concerned Ministries/Departments in 178 cases.
(Chapter 9)
- There are 11 cases of Non-Acceptance of Commission's Advice by the Government; of which ten cases pertain to disciplinary matters and one case relates to promotion.
(Chapter 10)
- The Commission imposed penalties (in respect of examination) on 10 candidates who were found to have suppressed information, violated rules, used unfair means, etc. in the examinations.
(Chapter 11)

Brief history and workload over the years**Chapter
2**

1. The Royal Commission on the Superior Civil Services in India under the Chairmanship of Lord Lee, which submitted its Report in 1924, recommended the setting up of the Public Service Commission. This led to the establishment of the first Public Service Commission on October 1, 1926 under the Chairmanship of Sir Ross Barker. The limited advisory function accorded to the Public Service Commission and the continued stress on this aspect by the leaders of our freedom movement resulted in the setting up of a Federal Public Service Commission under the Government of India Act, 1935. The Federal Public Service Commission became the Union Public Service Commission after Independence and it was given a Constitutional status with the promulgation of Constitution of India on January 26, 1950. A list of former Chairmen and Members since 1926 is given at Appendix XLIV.

2. The functions of the Commission prescribed in Article 320 of the Constitution, inter-alia, are:

(a) Recruitment for all civil services and civil

posts by: -

(i) written examination with or without a viva voce examination or interview to supplement them;

(ii) interview;

(iii) promotion,

(b) advising the Government on disciplinary matters relating to government servants holding civil posts.

3. A comparison of the present workload of the Commission, with that in 1950-51 and the intervening period are shown in Table 1 to 4 and Diagram 1 to 4. The number of applications received, candidates interviewed and recommended are shown in Table 1 and Diagram 1. The number of disciplinary cases handled by the Commission is shown Table 2 and Diagram 2. The number of recruitment rules cases processed by the Commission is shown in Table 3 and Diagram 3. The number of records processed for departmental promotion (including meetings for the All India Services) is shown in Table 4 and Diagram 4.

Table 1: Recruitment by examination/interview

YEAR	No. of applications received			Candidates interviewed			No. of candidates recommended			
	Exam.	Rectt.	Total	Exam.	Rectt.	Total	Exam.	Rectt.		Total
								Recom.	N.F.S	
1950-51#	24,680	18,047	42,727	3,383	6,484	9,867	2,780	883	120	3,783
1960-61	34,349	36,833	71,182	4,862	9,078	13,940	3,298	1,727	249	5,274
1970-71	81,539	65,197	1,46,736	3,473	13,706	17,179	4,187	2,059	190	6,436
1980-81	2,43,374	58,748	3,02,122	9,256	14,090	23,346	4,093	2,591	361	7,045
1990-91	6,15,850	72,079	6,87,929	13,838	16,788	30,626	4,625	2,341	655	7,621
2000-01	7,62,501	48,019	8,10,520	3,351	8,045	11,396	4,177	1,050	179	5,406
2008-09	9,41,517	46,648	9,88,165	6,845	4,492	11,337	4,104	865	151	5,120

This data is from January 26, 1950 to March 31, 1951.

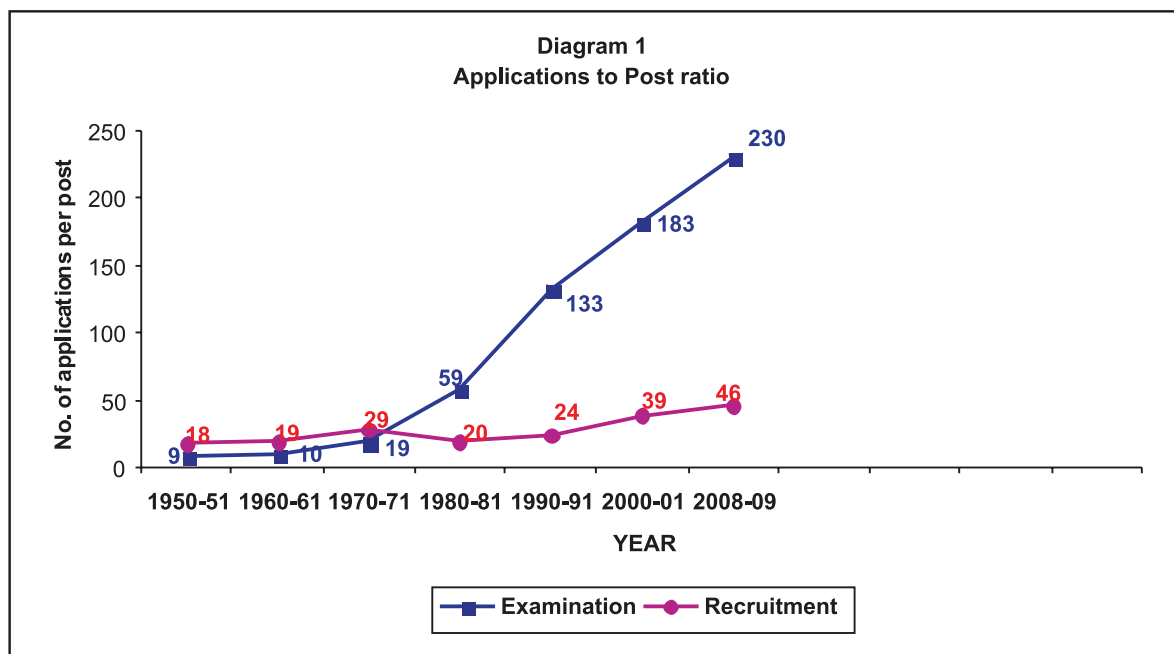
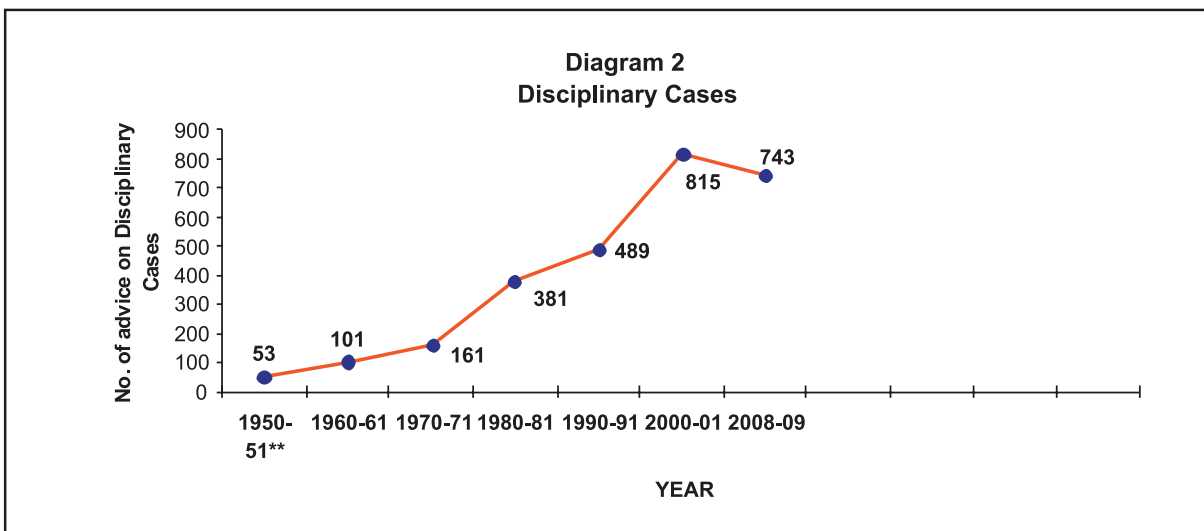


Table 2: Disciplinary cases	
Year	Number of disciplinary cases in which advice tendered
1950-51*	53
1960-61	101
1970-71	161
1980-81	381
1990-91	489
2000-01	815
2008-09	743

Table 3: Recruitment Rules cases	
Year	Number of Recruitment Rules cases processed
1950-51	--
1960-61	299
1970-71	907
1980-81	1,359
1990-91	1,659
2000-01	1,233
2008-09	807

* This data is from January 26, 1950 to March 31, 1951.



* This data is from January 26, 1950 to March 31, 1951.

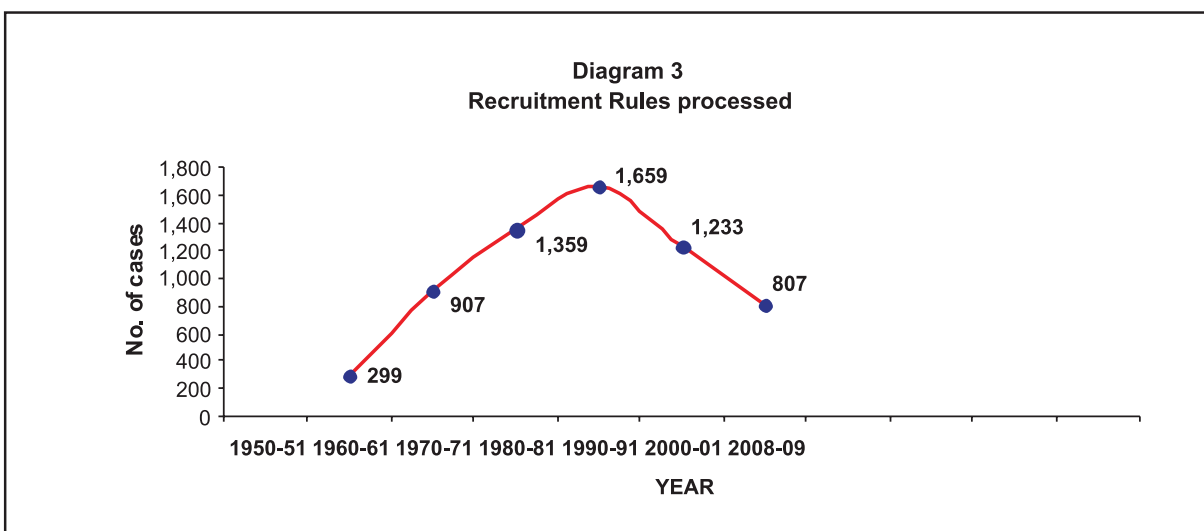
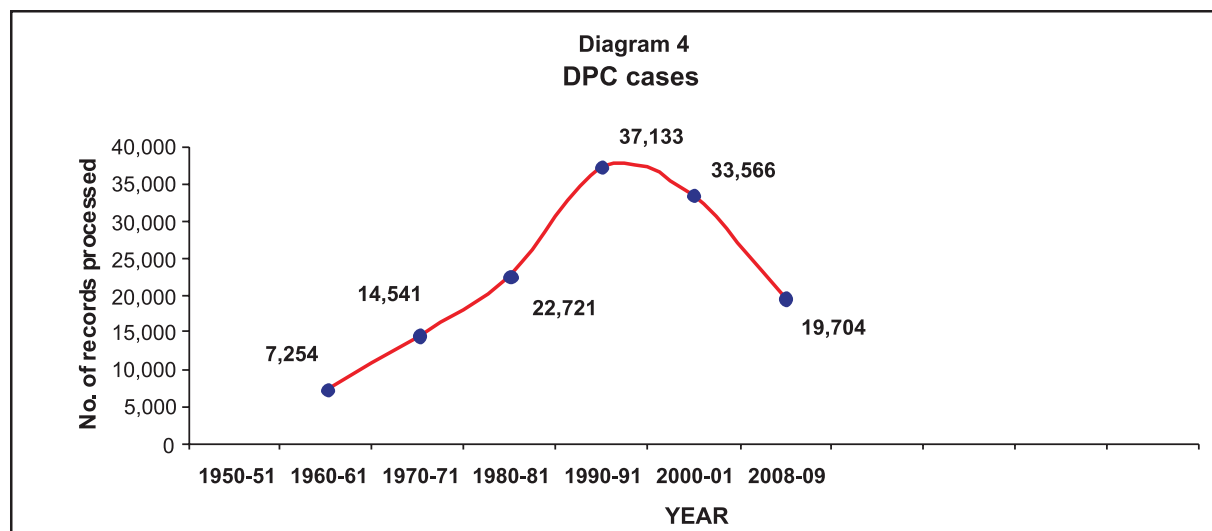


Table 4: Promotion/Deputation/Absorption Cases

Year	Number of promotion/deputation/absorption cases in which recommendations made	
	Cases excluding those of All India Services	Officers records disposed of for induction into All India Services
1950-51	-	-
1960-61	5,200 officers' records	2,054
1970-71	12,924 officers' records	1,617
1980-81	20,711 officers' records	2,010 (499 officers inducted)
1990-91	35,645 officers' records	1,488 (543 officers inducted)
2000-01	32,726 officers' records	840 (268 officers inducted)
2008-09	18,858 officers' records	846 (299 officers inducted)



Recruitment by Examination

Chapter 3

1. The Commission conducted 12 examinations - eight for recruitment to Civil Services/Posts and four for Defence Services during 2008-09, as detailed below.

For Civil Services/Posts

- a. Civil Services (Preliminary) Examination, 2008 (CSP)
- b. Civil Services (Main) Examination, 2008 (CSM)
- c. Indian Forest Service Examination, 2008 (IFoS)
- d. Engineering Services Examination, 2008 (ESE)
- e. Indian Economic Service/Indian Statistical Service Examination, 2008 (IES/ISS)
- f. Geologists' Examination, 2008 (GEOL)
- g. Central Police Forces (Assistant Commandants) Examination, 2008 (CPF)
- h. Combined Medical Services Examination, 2009 (CMS)

For Defence Services

- a. Two examinations for National Defence Academy and Naval Academy (NDA & NA) - National Defence Academy and Naval Academy Examination (I), 2008 and National Defence Academy and Naval Academy Examination (II), 2008.
- b. Two examinations for Combined Defence Services (CDS) - Combined Defence Services Examination (II), 2008 and Combined Defence Services Examination (I), 2009.

Number of Applications

2. During the year 2008-09, the Commission received 9,41,517 applications compared to 10,99,634 during the previous year. The table below shows the number of applicants in various examinations during the last three years.

Table 1

Examination	2006-07	2007-08	2008-09
Civil			
1. CS(P)	383983	333680	325433
2. CS(M)	7692	9158	11669
3. IFoS	35601	31887	32872
4. ESE	65219	53711	65156
5. IES/ISS	4617	4038	3958
6. SOLCE	@1851	--	--
7. CMS	#27589	# 25519	# 29096
8. SCRA	--	106260	-
9. GEOL	3210	2687	3359
10. CPF	95433	74368	68088
Total (Civil)	625195	641308	539631
Defence			
1. NDA&NA (I)	216260	248165	177922
2. NDA&NA(II)	139069	105291	106346
3. CDS(II)	63737	53868	53794
4. CDS (I)	\$64028	\$ 51002	\$ 63824
Total (Defence)	483094	458326	401886
Grand Total	1108289	1099634	941517

Combined Medical Services Examination, 2007 was held during the year 2006-07, Combined Medical Services Examination, 2008 was held during the year 2007-08 and Combined Medical Services Examination, 2009 was held during the year 2008-09.

\$ Combined Defence Services Examination (I), 2007 was held during the year 2006-07. Combined Defence Services Examination (I), 2008 was held during the year 2007-08. Combined Defence Services Examination (I), 2009 was held during the year 2008-09.

@ Section Officers'/ Stenographers' (Grade 'B'/ Grade-I) Limited Departmental Competitive Examination (SOLCE), 2005 was held during the year 2006-07.

-- Examination not held.

Number of candidates appeared

3. The following table shows examination-wise number of appeared candidates.

Table 2

Exam.	2006-07	2007-08	2008-09
Civil			
1. CS(P)	195803	161469	167035
2. CS(M)	7496	8886	11330
3. IFoS	8882	7696	7659
4. ESE	16824	17239	21753
5. IES/ISS	1334	1077	£
6. SOLCE	\$1266	-	-
7. CMS	# 19791	# 16324	#14775
8. SCRA	-	72727	-
9. GEOL	1334	*	*987 **1553
10.CPF	53896	41130	38106
Total (Civil)	306626	326548	263198
Defence			
1. NDA & NA (I)	134431	121447	88676
2. NDA & NA (II)	78825	48810	46010
3. CDS (II)	38796	30272	30945
4. CDS(I)	@ 48746	@ 37897	@29352
Total (Defence)	300798	238426	194983
Grand Total	607424	564974	458181

* Information in respect of Geologist Examination 2007 was made available in 2008-09.

** Information in respect of Geologist Examination 2008.

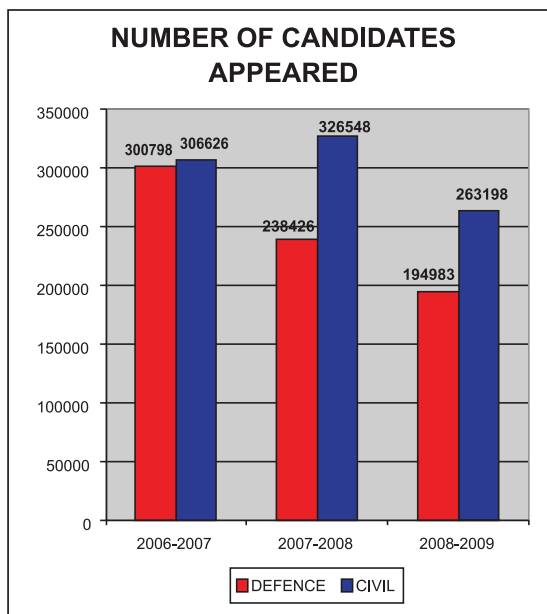
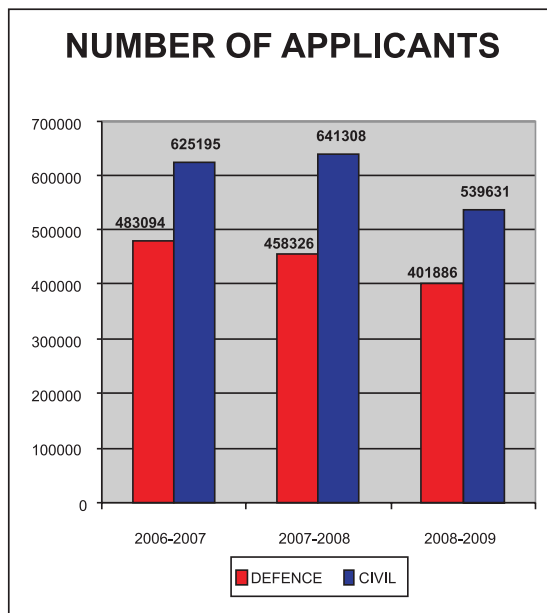
Combined Medical Services Examination, 2007 was held during the year 2006-07 for which information was made available in 2007-08, Combined Medical Services Examination, 2008 was held in 2007-08 for which information was made available in 2008-09 and Combined Medical Services Examination, 2009 was held in 2008-09 for which information is not available at present.

@ Combined Defence Services (I) Examination 2007 was held in 2006-07 for which information was made available in 2007-08, Combined Defence Services (I) Examination, 2008 was held in 2007-08 for which information was made available in 2008-09 and Combined Defence Services (I) Examination, 2009 was held in 2008-09 for which information is not available at present.

\$ Section Officers'/Stenographers' (Grade 'B'/Grade-I) Limited Departmental Competitive Examination, 2005 was held during the year 2006-07.

£ Information not available at present.

- Examination not held



Candidates interviewed

4. The Commission conduct interviews only for the Civil Services/Posts. In respect of Defence Services, the examination results are passed on to the Ministry of Defence for interviews, physical fitness test, etc. During the year 2008-09, the Commission conducted interviews in respect of civil services/posts based on the results of the following examinations held during the year 2007-08 and 2008-09: -

- a. Civil Services (Main) Examination, 2007
- b. Central Police Forces (Assistant Commandants) Examination, 2007
- c. Indian Economic Service/Indian Statistical Service Examination, 2007
- d. Geologists' Examination, 2007
- e. Combined Medical Services Examination, 2008
- f. Indian Forest Service Examination, 2008

5. For conduct of interviews, the services of a number of advisers were also utilised. Eminent persons from diverse fields are selected as advisers. Names of presidents for various Personality Test Boards in respect of the above examinations are given at Appendix-X and their bio-data are given at Appendix-I.

6. In all, the Commission interviewed/ evaluated service record of 6845 candidates for various Civil Services/Posts during 2008-2009. In respect of Defence Services examinations, interviews, physical fitness tests etc. were conducted by Services Selection Board of Ministry of Defence. In respect of Section Officers/ Stenographers Limited Departmental Competitive Examination, 2005 only service records were evaluated. Examination-wise number of candidates interviewed by the Commission for various Civil Services/Posts are given at Table 3.

Candidates recommended

7. The Commission recommended 4104 candidates for appointment to civil as well as defence services/posts during 2008-09. For defence services, the recommendations for appointment were based on the written examinations conducted by the Commission and the interviews conducted by Services Selection Board of Ministry of Defence. Examination-wise number of candidates recommended is given below:-

Table 3		
S. No.	Examination	No. of candidates interviewed during 2008-09
For civil services/posts		
1	CS (M), 2007	1883
2	ESE, 2007*	943
3	CMS, 2008	1537
4	CPF (AC), 2007	924
5	IES/ISS, 2007	65
6	GEOL, 2007	523
7	IFoS, 2008	230
8	Section Officers/ Stenographers Limited Departmental Competitive Examination, 2005 **	740
Total		6845

* Information is available in 2008-09, interviews held in 2007-08.

** Only service records were evaluated in the Examination.

Table 4		
S. No.	Examination	No. of candidates recommended during 2008-09
a) For civil services/posts		
1.	CS(M), 2007	638
2.	ESE, 2007	304
3.	IFoS 2007	40
4.	IFoS, 2008	84
5.	CPF, 2007	366
6.	IES/ISS, 2007	29
7.	GEOL, 2007	175
8.	CMS, 2008	556
9.	SO Grade, 2005	375
Total		2567
b) For defence services/posts		
1.	NDA (II), 2007	292
2.	CDS (II), 2007	448
3.	CDS (I), 2008	341
4.	NDA(I), 2008	456
Total		1537
Grand Total of (a) and (b)		4104

Applicants to Posts Ratio

8. The number of applications for an examination divided by the number of posts to be filled by the said examination gives the Applicants to Posts Ratio (APR). The APR gives an index of the number of candidates aspiring for Civil Services/Posts through each of these examinations. As per APR calculations,

455 candidates applied for every post filled through Civil Services Examination, 2007 as compared to 720 for the year 2006. In respect of Indian Forest Service Examination, 2007 number of candidates applied for each post was 797, which was the highest amongst all examinations.

Details are given at Table 5.

Recommended to Post Ratio

9. The number of finally recommended candidates divided by the number of posts gives the Recommended to Post Ratio (RPR). When the RPR value is one, candidates have been selected for all

the posts. Where the RPR is less than one, the number of candidates selected falls short of the number of posts. As may be seen from the table below, RPR is less than one in Civil Services Examination, 2007, Indian Forest Service Examination, 2008, Engineering Services Examination 2007, Central Police Forces (Assistant Commandants) Examination, 2007, Indian Economic Service/ Indian Statistical Service Examination, 2007, Combined Medical Services Examination 2008 & Section Officer'/ Stenographers' (Grade 'B' /Grade-I) Limited Departmental Competitive Examination, 2005. Details regarding shortfall is given in Appendix-IV.

Table 5

Name of the Examination	Number of posts	Number of applicants	Number of recommended candidates	APR	RPR
Civil Services Examination, 2007	734	3,33,680	638	455	0.87
Indian Forest Service Examination, 2007	40	31,887	40	797	1.00
Indian Forest Service Examination, 2008	85	32,872	84	387	0.99
Engineering Services Examination, 2007	352	53,711	304	153	0.86
Central Police Forces (Assistant Commandants) Examination, 2007	413	74,368	366	180	0.89
Indian Economics Service/Indian Statistical Service Examination, 2007	33	4,038	29	122	0.88
Geologists' Examination, 2007	175	2,687	175	15	1.00
Combined Medical Services Examination, 2008	615	25,519	556	41	0.90
Section Officer'/Stenographers' (Grade 'B'/Grade-I) Limited Departmental Competitive Examination, 2005	576	1,851	375	3	0.65
Total	3,023	5,60,613	2,567	185	0.85

Highlights of Civil Services Examination, 2007

Recommendations

10. The result of the Civil Services (Main) Examination, 2007 was finally declared on June 26, 2008. In the result, the Commission recommended a total number of 638 candidates, which included 109 SC, 53 ST, 190 OBC and 22 Physically Challenged candidates.

Women candidates

11. The number of women candidates recommended for appointment on the basis of the results of the Civil Services Examination, 2007 was

143 as against 101 in the year 2006. The number of women candidates who appeared in the Civil Services Examination, 2006 and Civil Services Examination, 2007 were 669 and 894, respectively. The number of women candidates interviewed on the basis of Civil Services Examination, 2006 and Civil Services Examination, 2007 were 195 and 306, respectively.

Table 6

Year	Appeared	Interviewed	Recommended
2006	669	195	101
2007	894	306	143

Physically challenged candidates

12. The number of physically challenged candidates recommended for appointment on the basis of Civil Services (Main) Examination, 2007 was 22.

Interviews

13. For the Civil Services Examination 2007, seven Personality Test Boards were constituted. Candidates were allowed to opt for either English or any one of the Indian Languages as medium for the personality test. Out of 1883 candidates (candidates actually qualified for interview were 1886, but three candidates did not appear for the personality test) who appeared at the personality test, 1309 candidates opted for English whereas 574 candidates opted for an Indian language as a medium for interview as per details given at Table 7.

Table 7	
Name of the language	Number of candidates
Bengali	1
Gujarati	6
Hindi	520
Kannada	2
Marathi	13
Tamil	20
Telugu	10
Urdu	2
Total	574

Indian languages in the Main Examination

14. The number of candidates who opted for the literature of an Indian language as one of the optional subjects for the 2007 Examination was 1567. Language-wise break up is given in Appendix-XI. In addition, details of the number of candidates who chose an Indian language as a medium for answering other optional subjects are given in Appendix-XII.

Qualification of candidates

15. Out of the 638 candidates recommended for appointment, there were 277 postgraduates and 361 graduates. The break-up of the academic qualifications of successful candidates, subjects taken

by them and their age-wise analysis etc. are given at Appendix-XIII and university-wise break up of candidates applied and selected is given at Appendix-XIV.

16. It may also be mentioned that as per provisions of Rule 16 (4) & (5) of the Civil Services Examination Rules 2007, the Commission maintained a consolidated Reserve List of 192 candidates. On receipt of a request from the Department of Personnel & Training, the result of 96 candidates (2nd Merit Order List) would be declared by the Commission.

Highlights of Engineering Services Examination, 2007

17. The Engineering Services Examination, 2007 was notified on January 20, 2007. In response to the notification a total number of 53,711 candidates applied for the Examination. Out of the total applicants 51,696 candidates were admitted to the examination. The written examination was held from June 09, 2007 and a total number of 17,239 candidates appeared in the examination. The result for the written part of the examination was declared on January 11, 2008. A total number of 1,016 candidates qualified for the Personality Test, including 169 SC, 77 ST, 364 OBC & 14 PH. Seven P.T. Boards were held to interview the candidates from March 13, 2008 to March 28, 2008. The final result was declared on June 5, 2008 and a total 304 candidates were recommended including 52 SC, 24 ST, 89 OBC & 5 PH candidates. The proposal for the reserve list has not been received from the nodal Ministry i.e. the Railway Board.

Qualifications of candidates

18. Qualification, community, discipline, age, gender-wise and university-wise analysis of candidates is given at Appendices-XV and XVI respectively.

Indian Forest Service Examination

19. The profile of candidates for the Indian Forest Service Examination, 2007 is given at Appendix-XVII and that of Indian Forest Service Examination, 2008 is given at Appendix-XVII-A.

Changes introduced during the year

20. The Commission introduced the following major changes during the year in respect of various examinations:

Grant of extra time for submission of applications to the candidates residing in the State of Jammu & Kashmir

21. As mentioned in the previous report of the Commission, the benefits of the extra time for submission of applications to the candidates residing in the State of Jammu & Kashmir was extended up to 31st December, 2008. During the period under report, the Commission decided to further extend the facility of the grace period for the candidates residing in Jammu & Kashmir State for a further period of one year i.e. up to 31st December, 2009.

Grant of an extra time of twenty minutes per hour to the candidates with locomotor disability and cerebral palsy, in the Civil Services (Main) Examination only

22. An extra time of twenty minutes per hour to the candidates with locomotor disability and cerebral palsy where dominant (writing) extremity is affected to the extent of slowing the performance of function (minimum of 40% impairment) has been granted, in the Civil Services (Main) Examination only. However, no scribe shall be permitted to such candidates.

Examination not held

23. During the period under report, the Commission could not notify Section Officer'/ Stenographers' (Grade'B'/Grade-I) Limited Departmental Competitive Examination, 2006 to 2008 as rules of examination regarding eligibility of candidates for the Section Officer's Grade of CSS (Category-I) which are to be finalized by DoP & T are under dispute and matter is pending before Hon'ble High Court Delhi.

Direct Recruitment by Interview

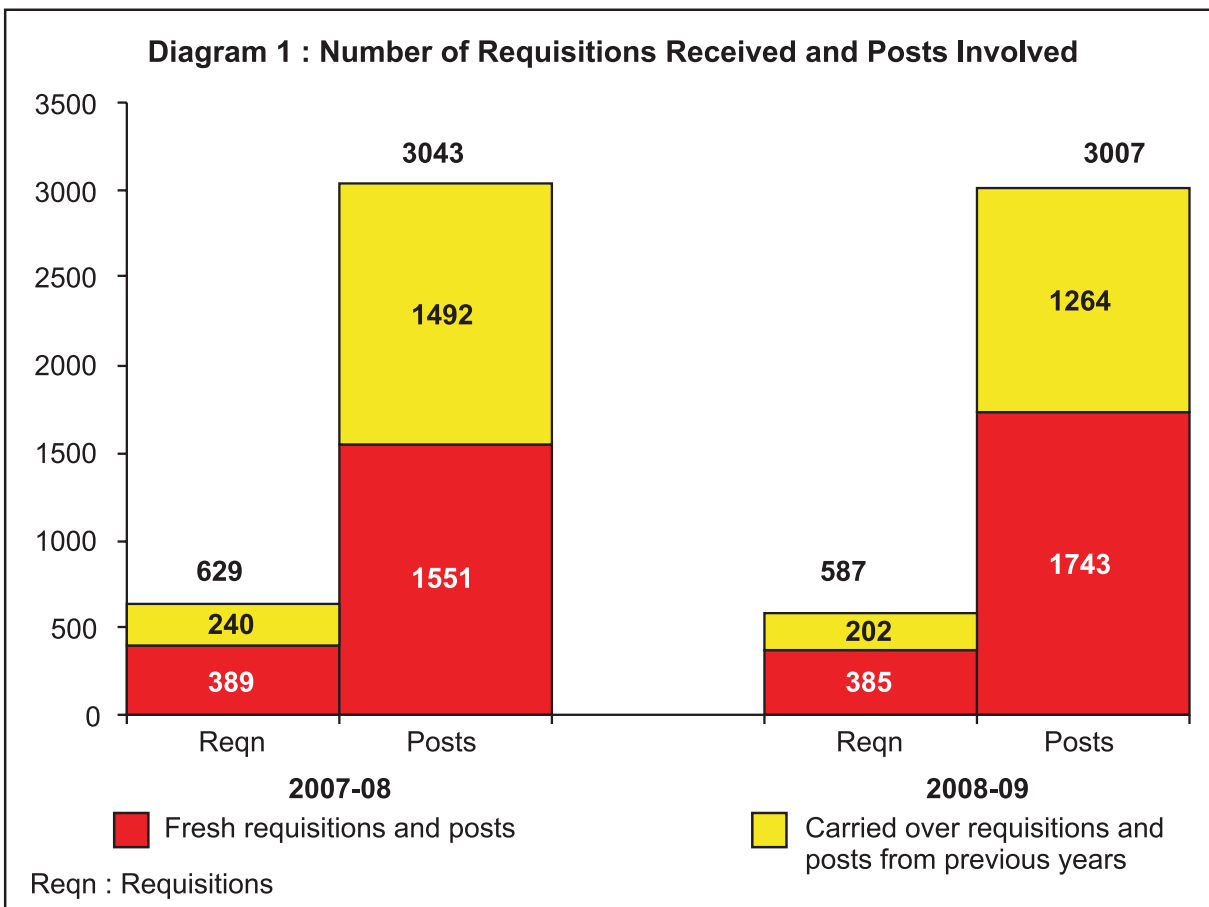
**Chapter
4**

1. Direct Recruitment by Interview is made for filling up vacancies that are not covered by the competitive examinations conducted by the Commission. In this process, requisitions for various posts are received from the Ministries/Departments. Requisitions are also received from statutory organizations, local authorities or public institutions for which recruitment is made by the Commission in terms of Article 321 of the Constitution.

Number of requisitions received

2. During the year 2008-09, the Commission received 385 requisitions involving 1,743 posts

from various Ministries/Departments compared to 389 requisitions involving 1,551 posts received during the previous year. Taking into account the number of requisitions/posts carried over from the previous years, the Commission, in all, processed 587 requisitions involving 3,007 posts during 2008-09 compared to 629 requisitions involving 3,043 posts during 2007-08. Of these, 88 requisitions involving 393 posts were sent back to the Ministries/Departments for want of clarifications from them and were treated as closed. The number of requisitions received and the posts involved, during the last two years are shown in Diagram 1.



3. Diagram 1 depicts that though there was a slight decrease in the number of fresh requisitions posed by the Ministries/ Departments to the Commission during the year 2008-09 compared to the previous year, however the number of posts (1,743) attached with these fresh requisitions during 2008-09 were more compared to the corresponding figures (1,551) for 2007-08. Ministry-wise break-up of 1,743 posts for which requisitions were received during 2008-09, is given in Appendix-XVIII.

Number of applications received, candidates interviewed and recommended

4. During the period under report, the Commission issued advertisements for 293 cases involving 1,247 posts calling for applications. Ministry-wise number of posts which were advertised during the year 2008-09 are given in Appendix-XIX. However, the recruitment action in respect of 24 requisitions involving 100 posts,

after their advertisement, were treated as cancelled due to various reasons like court orders, withdrawal of requisition etc. In another six cases, the advertisements were modified. Details of the cases in which the requisitions were cancelled/modified during the year 2008-09 are given in Appendix-XX. Taking into consideration the carried over cases from previous years, the Commission, in all, processed 587 requisitions involving 3,007 posts during the year 2008-09. The Commission received in all 46,648 applications during 2008-09. During the year 2008-09, 6,419 candidates were called for interview and 4,492 candidates were actually interviewed. Further, 247 cases involving 1,016 posts were finalized by the Commission recommending 865 candidates for various posts during the year under report. It would be seen from Diagram 2 that the number of candidates actually interviewed and recommended during 2008-09 have significantly increased compared to the previous year.

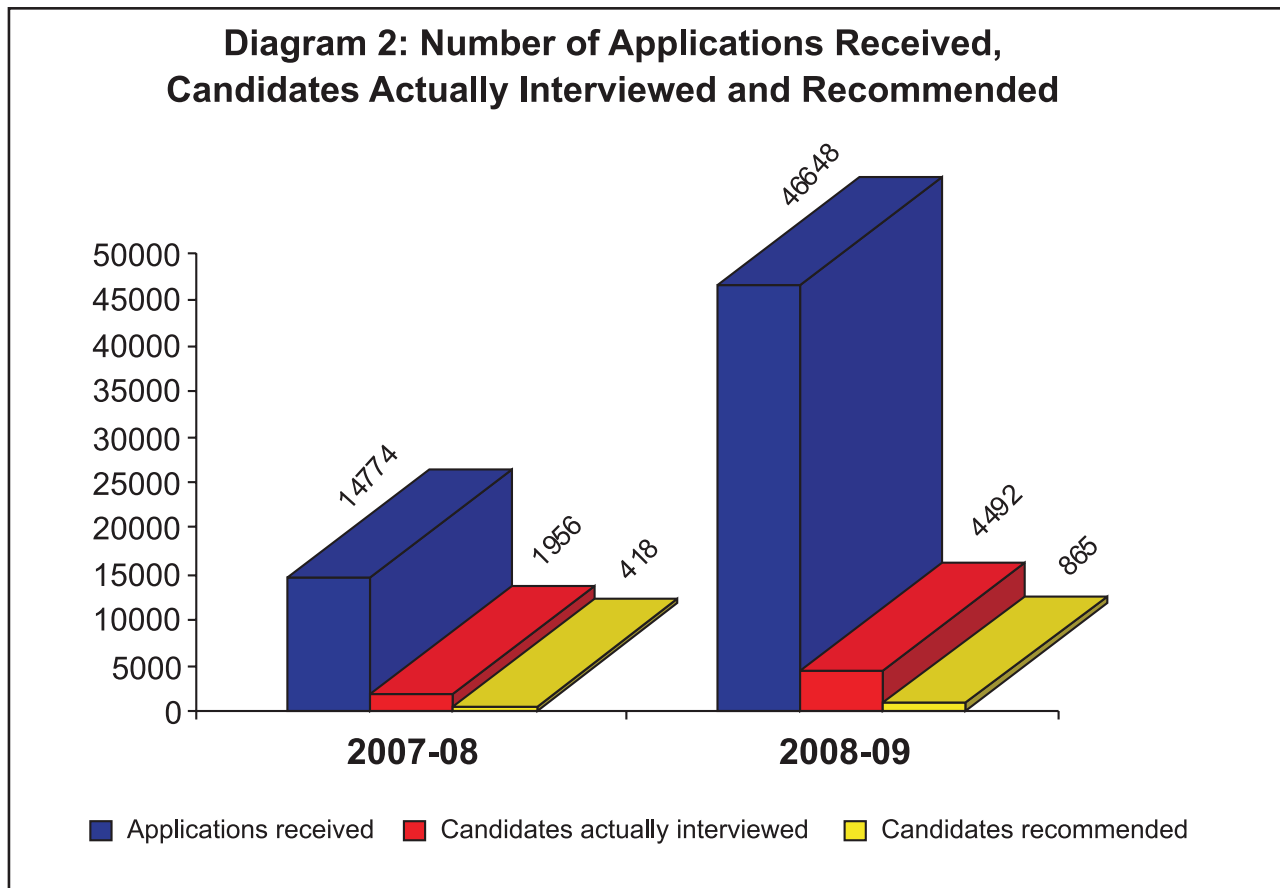


Table 1: Broad discipline-wise number of posts finalized and candidates recommended during 2008-09

Broad Discipline	Number of posts	Number of applicants	Candidates recommended	Applicants to Post Ratio	Recommendation to Post Ratio
Engineering	317	12,311	296	39	0.93
Scientific and Technical (excluding Engg.)	209	9,954	182	48	0.87
Non-Technical	287	14,382	249	51	0.87
Medical	203	9,831	138	49	0.68
Total	1,016	46,478	865	46	0.85

Notes: 1. Applicants to Post Ratio = Number of applicants divided by number of posts.

2. Recommendation to Post Ratio = Number of candidates recommended divided by number of posts.

5. Position, at a glance, on the number of requisitions received, sent back to the Ministries for clarifications, effective cases for action, cases finalized, etc. by the Commission during the year 2008-09 is given at Appendix-VIII.

6. During the year 2008-09, recruitment was finalized in respect of 247 cases for 1,016 posts involving 46,478 applications for which 6,404 candidates were called for interview, 4,425 candidates were interviewed and 865 candidates were recommended for various categories of posts.

7. Broad discipline-wise number of posts finalized, candidates recommended, applicants to post ratio and recommendation to post ratio are given in Table 1.

8. Discipline/specialization-wise and community-wise number of posts finalized in each of the broad categories of engineering, scientific and technical (excluding engineering), non-technical and medical and the number of candidates recommended thereto by the Commission during the year 2008-09, are given in Appendix-XXI, Appendix-XXII, Appendix-XXIII and Appendix-XXIV respectively. A statement showing the percentage variation (discipline-wise) in 2008-09 over the corresponding figures of previous year is given in Appendix-II.

Recruitment Tests

9. Recruitment Tests enable shortlisting of suitable number of candidates whenever the number of candidates is very high compared to the number of vacancies. In such cases, some weightage is assigned to the performance of the candidates in the test for final assessment. Further, such tests are also occasionally used in case the essential qualifications lay down minimum skill standards. In both the cases, each recruitment test is followed by interview for final selection.

10. During the year 2008-09, recruitment tests were held for four recruitment cases involving 172 posts. In addition, one proficiency test was also conducted for the post of Assistant Director (Hindi Typing and Hindi Stenography), Central Hindi Training Institute, Department of Official Language, Ministry of Home Affairs. Details of these cases are given in Table 2.

Average time taken in completion of recruitment process

11. From the date of receipt of complete requisition to the date of recommendation, on an average, it took about 10.6 months time in disposing normal recruitment cases during the year 2008-09 which is significantly less than 13.7 months time taken during the previous year 2007-08.

Annual Report 2008-09

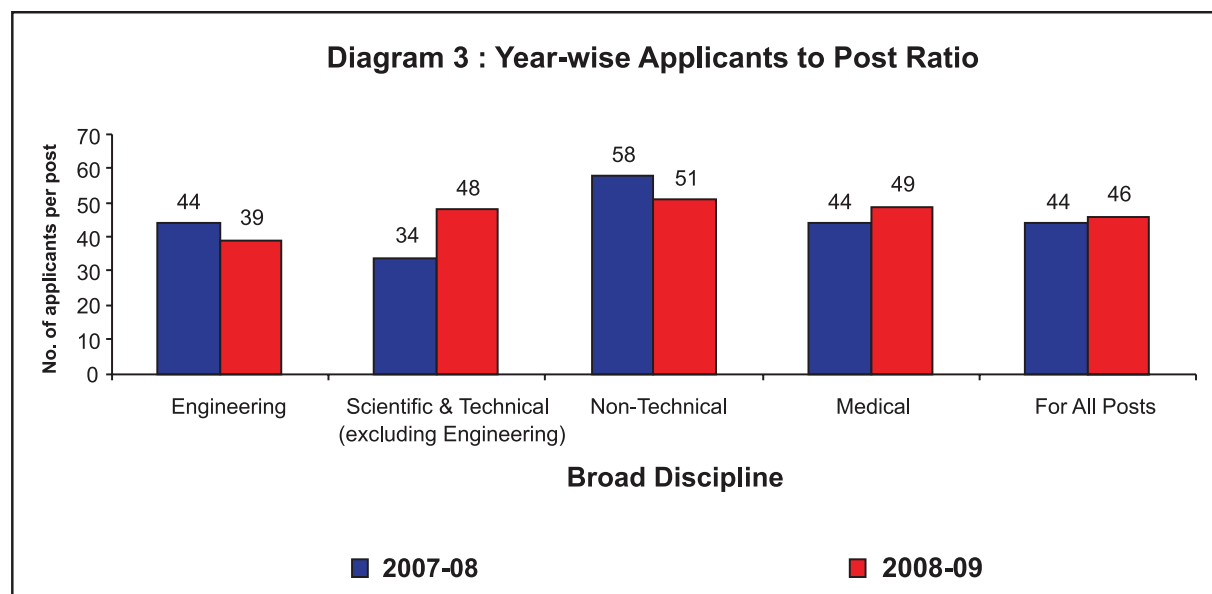
Applicants to Post Ratio (APR)

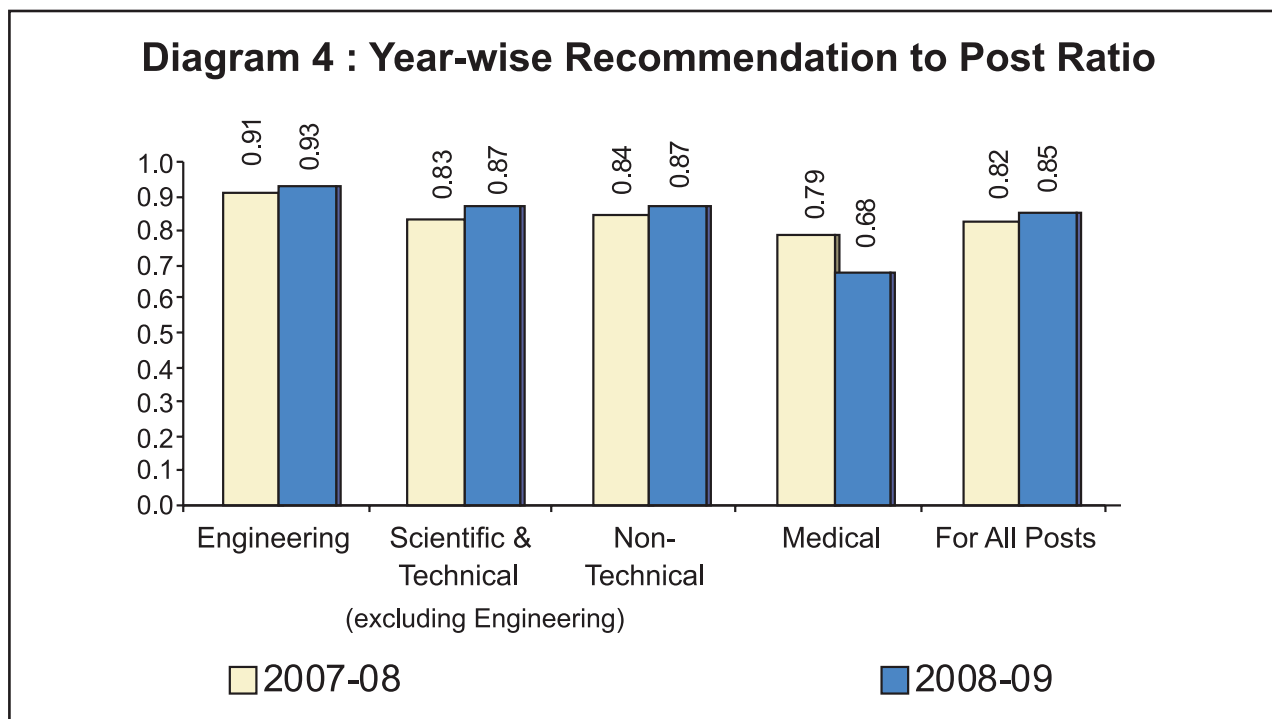
12. Applicants to Post Ratio (APR) gives an index of the number of candidates aspiring for a post. There were, on an average, 46 applications per post in the Direct Recruitment by Interview cases which were finalized during the year 2008-09. From Diagram 3,

it is observed that the number of applicants per post in respect of engineering and non-technical posts have significantly decreased compared to the previous year. However, the number of applicants per post has slightly increased in respect of scientific & technical and medical posts over the previous year.

Table 2 : Recruitment Tests/Proficiency Tests held during the year 2008-09

S. No.	Name of post	Number of posts	Scale of pay (Rs.)	Candidates applied	Candidates appeared in the test	Status as on March 31, 2009
Recruitment Tests						
1	Medical Officer (Homoeopathy) in the Directorate of Indian System of Medicine and Homoeopathy, Government of National Capital Territory of Delhi	23	8000-13500	6,591	3,951	19 candidates were recommended [Result of 4 posts withheld being sub-judice]
2	Assistant Public Prosecutor, Directorate of Prosecution, Government of National Capital Territory of Delhi.	38	6500-10500	3,012	1,878	23 candidates were recommended [Result of 15 posts withheld being sub-judice]
3	Junior Works Manager (Mechanical), Ordnance Factory Board, Department of Defence Production, Ministry of Defence.	100	7450-11500	3,292	1,733	Written Test result declared and Interview yet to take place.
4	Labour Enforcement Officer (Central) the office of the Chief Labour Commissioner (Central), Ministry of Labour and Employment	11	6500-10500	3,944	2,072	Recruitment Test held. Result awaited.
Proficiency Test						
1	Assistant Director (Hindi Typing and Hindi Stenography), Central Hindi Training Institute, Department of Official Language, Ministry of Home Affairs.	4	7500-12000	166	29	4 candidates were recommended. (Proficiency Test)





Recommendation to Post Ratio (RPR)

13. Recommendation to Post Ratio (RPR) less than 1 indicates non-availability/poor availability of suitable candidates for the post. From diagram 4, it is observed that RPR is low during the last two years in respect of medical posts which is indicative of the general shortage of medical specialists particularly of super specialists.

14. In all, there were 151 posts during 2008-09 for which none was found suitable out of the candidates who applied, most of which required specialized medical, engineering or scientific qualifications. Details of cases for which suitable candidates could

not be found during 2008-09 are given at Appendix-XXV.

Bulk Recruitment Cases

15. In some recruitment cases, applications are received in bulk i.e. more than 500 applications per case in response to the Commission's advertisement. There were 17 such cases with 475 posts finalized during 2008-09 which elicited 26,553 applications. Details of such cases are given at Appendix -XXVI.

Recruitment for statutory bodies/local authorities

16. During the year 2008-09, no recruitment was finalized for statutory bodies/local authorities through direct recruitment by interview.

Recruitment Rules, Service Rules and Mode of Recruitment

Chapter 5

1. The number of references relating to framing/ amendment of recruitment rules and for deciding mode of recruitment as a one-time measure pending finalization of recruitment rules received during the period 2008-09 were 755. 97 (ninety-seven) references were pending at the beginning of the year. Of the total of 852 references, 807 references were processed, leaving a balance of 45 references.

2. The number of references relating to framing/ amendment of recruitment rules and deciding mode of recruitment as a one - time measure received and disposed of during the financial years 2006-07, 2007-08 and 2008-09 are given below.

Table 1				
Year	Brought forward	Reference received	Reference disposed of	Balance at the end of the year
2006-07	107	936	973	70
2007-08	70	822	795	97
2008-09	97	755	807	45

3. Approval of the Commission was obtained for framing/amendment of recruitment rules in 209 cases including mode of recruitment cases. Approval of the Commission was inter-alia obtained in the following eight organized services: -

- (i) Amendment of Indian Statistical Service Rules.
- (ii) Amendment of Indian Foreign Service 'B' Rules.
- (iii) Amendment of Indian Ordnance Factory Service Rules.
- (iv) Framing of Delhi Stenographer Service Rules.
- (v) Framing of Delhi Health Service (Allopathy) Rules.
- (vi) Amendment of Central Water Engineering (Group 'B') Service Rules.
- (vii) Amendment of DANIPS Rules.
- (viii) Amendment of Indian Company Law Service Rules.

4. The average time taken by the Commission in processing and approval of proposals for framing of/ amendment to recruitment rules was 47 days during the period under report.

5. In consultation with the Commission, the Department of Personnel and Training issued instructions in July, 1985 that where the Ministries/ Departments are not in a position to make regular appointments for the reason that the recruitment rules are still to be framed, they should make an immediate reference to the Commission for their advice on deciding the mode of recruitment to the post along with their suggestions. During 2008-09 Commission's advice has been communicated in respect of 13 such proposals.

Promotions and Deputations

Chapter 6

Promotion to the All India Services

1. Promotion of State Service Officers to the All India Services viz. Indian Administrative Service/ Indian Police Service/Indian Forest Service (IAS/IPS/ IFoS) is governed by the Promotion Regulations framed by the Government of India under the provisions of Article 309 of the Constitution of India. The Selection Committees, presided over by the Chairman or a Member of UPSC, make selections of officers of various States/UTs for promotion to the All India Services. The Government of India (Department of Personnel & Training) vide their notification dated July 25, 2000 amended the IAS/ IPS/IFoS Promotion Regulations providing for year-wise preparation of Select Lists. Accordingly, for

some States, Select Lists of previous years were also prepared alongwith the Select Lists of 2008 for promotion to the various All India Services.

2. The comparative figures of officers of various States considered and recommended for induction in to the All India Services during the last five years are given in Diagram 1.

3. During 2008-09, the Commission considered 846 officers of various States and recommended 299 of them for induction in to the All India Services whereas in the previous year 2007-08 in all 1054 officers were considered and 366 of them were recommended for induction (refer Table 1).

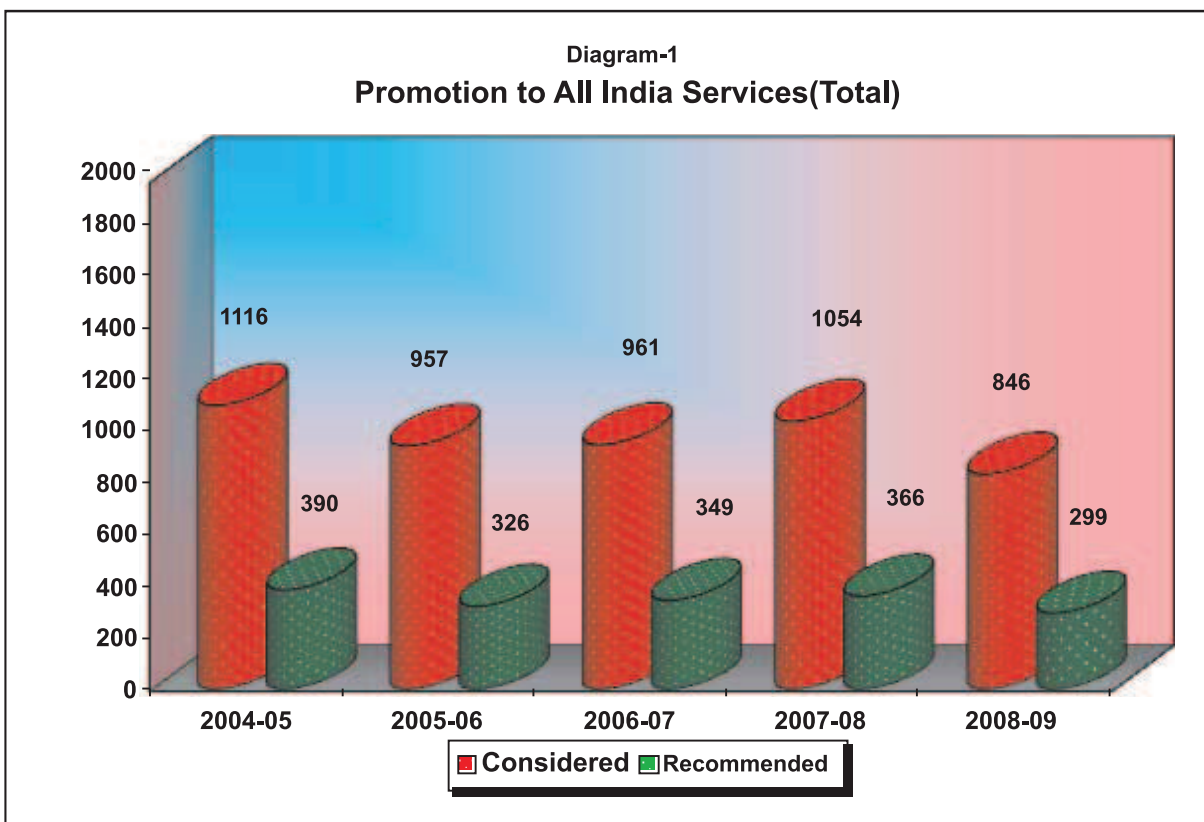


Table-1: Service-wise number of officers recommended

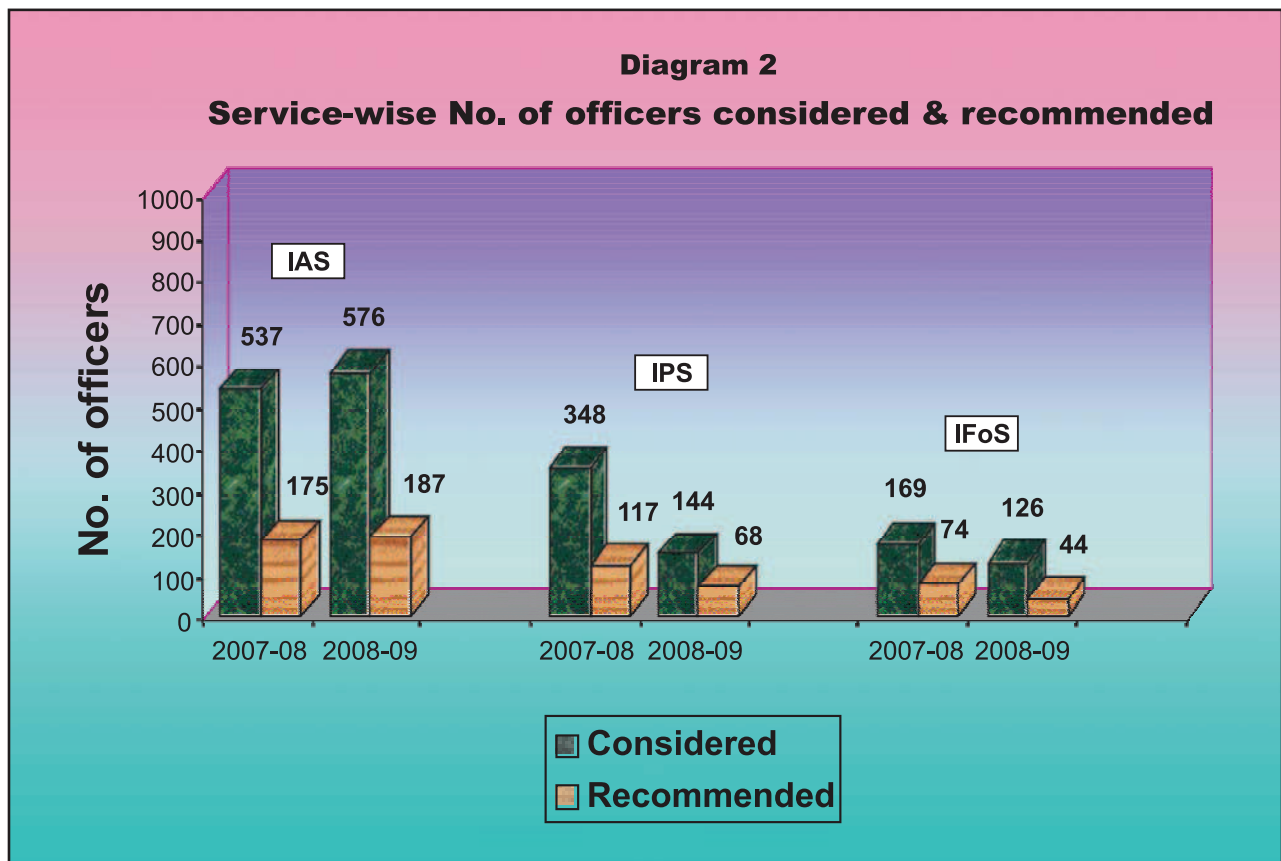
Particulars	2007-08	2008-09
IAS (From State Civil Service)	157	175
IAS (From Non-State Civil Service)	18	12
IPS	117	68
IFoS	74	44
Total	366	299

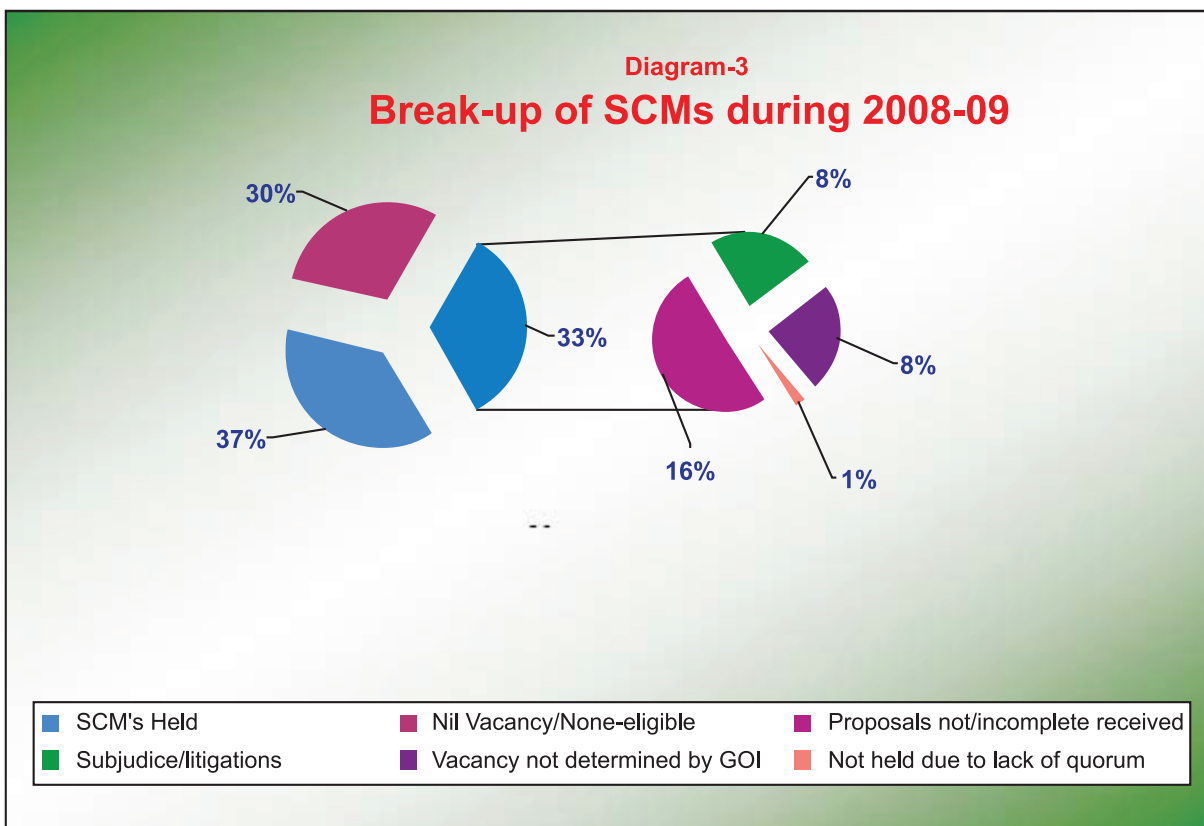
4. The service-wise comparative figures of officers of various States considered and recommended for induction to the All India Services during the last two years are given in Diagram 2.

5. Promotions to the All India Services during the year 2008-09 were made in respect of 42 cadres/sub-cadres out of a total of 116 cadres/sub-cadres. In addition, Selection Committee Meetings (SCMs) for earlier years in respect of eight cadres were also held

during 2008-09.

6. Taking into account (a) 43 cadres/sub-cadres for which Select Lists were finalised for (b) 34 cadres/sub-cadres for which there were 'Nil' vacancy and (c) one cadre for which no State Service officers were eligible (Appendix-XXVII), the overall percentage cadres covered (for preparation of the Select Lists of 2008) in the SCMs during 2008-09 comes to 67.2%.





7. In respect of the remaining cadres/ sub-cadres, select lists could not be prepared due to various reasons such as vacancies not being determined by the Government of India, Court orders/directions, seniority disputes, non-finalisation of Select Lists of earlier years and non-receipt/delayed receipt of proposals from the State Governments etc. (refer Diagram 3).

8. During the year 2008-09, the Commission convened 68 Selection Committee Meetings

including Review Meetings to prepare Select Lists for promotion to the All India Services as summarized in Table 2 (details in Appendix-XXVIII & XXIX). Selection Committee Meeting in respect of one cadre was fixed but could not be held due to lack of quorum.

9. List of cadres/sub-cadres for which no meeting could be held during the year due to non preparation of Select Lists of earlier years, incomplete proposals, stay orders from various courts, etc. are given in Appendix-XXX.

Table 2

S. No.	Particulars	No. of cadres/ sub-cadres
1.	Select Lists for 2008 finalised	43
2.	Select Lists of previous years finalized.	17
3.	Review Meetings which were convened in pursuance of CAT/Court directions (Appendix-XXIX)	8
	Total	68

Promotions & Deputations

10. The Commission handles work relating to (i) Promotion to Central Services; and (ii) Deputation/Absorption. During the year 2008-09, they made recommendations in respect of 6,478 officers/posts compared to 4,860 officers/posts for which recommendations were made during 2007-08. For making the said recommendations, the Commission considered the service records of 18,858 officers during 2008-09 as compared to 19,592 records considered during 2007-08.

Promotions in Central Services

11. The Commission considered 1,423 cases involving 13,342 officials for promotion to various posts under the Central Services. 451 Departmental Promotion Committee Meetings were convened during 2008-09 where 6,056 officials were recommended. During the year 2007-08, the Commission had considered 1,282 cases involving 12,397 officials. 445 Departmental Promotion Committee meetings were convened where 4,547 officials were recommended.

Deputation/Absorption

12. The Commission considered 846 cases involving 5,516 officials for deputation/absorption. 197 Selection Committee Meetings were convened during 2008-09 where 422 officials were recommended. During the year 2007-08, the Commission had considered 1,011 cases involving 7,195 officials and 158 Selection Committee Meetings were convened where 313 officials were recommended.

Confirmation

13. Confirmation of officers appointed through the Commission is no more within the purview of the Commission with effect from 1st June, 1999, as it is not necessary to consult the Union Public Service Commission while making substantive appointment or confirmation to any Group 'A' and Group 'B' posts, of any person recruited directly through the Union Public Service Commission to such Group 'A' and Group 'B' service or post.

Adhoc Appointments

14. The appointments made by the Government to various Group 'A' and Group 'B' posts pending recruitment of candidates through the Commission are treated as adhoc appointments and are required to be reported to the Commission by all the Ministries and Departments through monthly and half yearly returns. However, monthly/half yearly returns from 60 Ministries/Departments and Union Territories were not received during the year as detailed in Appendix-XXXI.

15. During the year 2008-09, 19 Ministries/Departments/Union Territories reported fresh adhoc appointments to 66 Group 'A' and 95 Group 'B' posts. During the year 2007-08, 19 Ministries/Departments/Union Territories reported adhoc appointments to 106 Group 'A' and 65 Group 'B' posts.

16. At the end of 2008-09, 128 cases of adhoc appointments were continuing for more than one year (refer to Table 3).

Table 3

S. No.	Years	Group 'A'	Group 'B'
1	Between 1-2 years	14	5
2	Between 2-3 years	4	11
3	Between 3-4 years	9	12
4	Between 4-5 years	3	11
5	Between 5-10 years	8	13
6	More than 10 years	13	25
	Total	51	77

Note: The figures reflected above are those indicated by the Ministries/Departments in the half-yearly report for the period ending December, 2008. Where the Ministries/Departments have not submitted report for December, 2008, figures indicated in the half-yearly report for June, 2008 have been taken.

Ministry-wise break-up is given at Appendix-XXXII.

Promotion through DPCs

17. Out of 6,056 officers recommended for promotion during the year 2008-09, 742 officers belonging to Scheduled Castes and Scheduled Tribes were recommended against 1,115 vacancies reserved for these categories. No Scheduled Castes and Scheduled Tribes officers could be recommended against 373 reserved vacancies because of non-availability of eligible candidates. However, 388 officers belonging to Scheduled Castes and Scheduled Tribes categories were recommended for promotion within Group 'A' posts against unreserved vacancies where reservation orders are not applicable. Ministry/ Department wise break up is given at Appendix-XXXIII.

New initiative for pending DPC/Deputation cases

18. Keeping in view that correspondence even

with the highest level in the Ministries/Departments were not yielding desired results in bringing down the pendency of cases, it was decided by the Commission to undertake intensive action by convening meetings with the concerned Ministries/Departments/Organisations. In pursuance to this decision, detailed reviews were held by the Secretary, UPSC on Ministry/Department/Institution-wise basis in respect of proposals received in the Commission. Milestones were fixed for supply of information and thereafter their processing in the Commission. This has helped in improved performance. The progress is being reviewed by Secretary, UPSC at regular intervals and the Secretaries of Ministries/Departments are apprised of the latest status of the cases, specifically drawing their attention to cases where information is awaited from them.

Representation of candidates belonging to Scheduled Castes, Scheduled Tribes, Other Backward Classes and Physically Challenged

Chapter 7

1. Candidates belonging to Scheduled Castes, Scheduled Tribes and Other Backward Classes (SC/ST/OBCs) were recommended by the Commission by a relaxed standard as per rules for various examinations.

Recruitment by Examination

2. During the year 2008-09, the Commission were able to recommend 1,215 candidates belonging to Scheduled Castes, Scheduled Tribes and Other Backward Classes for all the vacancies reserved for them from all the examinations except for Indian Economic Service/Indian Statistical Service Examination, 2007, Central Police Forces (Assistant Commandants) Examination, 2007 and Section Officer's/Stenographer's (Grade 'B'/Grade-I) Limited Departmental Competitive Examination, 2005. In respect of Indian Economic Service/Indian Statistical Service Examination, 2007 against the reserved vacancies of five Scheduled

Castes, two Scheduled Tribes and nine Other Backward Classes, three Scheduled Castes, one Scheduled Tribe and eight Other Backward Classes Candidates were recommended respectively. In respect of Central Police Forces (Assistant Commandants) Examination, 2007 against the reserved vacancies of 56 Scheduled Castes, 29 Scheduled Tribes and 114 Other Backward Classes, 54 Scheduled Castes, 29 Scheduled Tribes and 111 Other Backward Classes Candidates were recommended respectively. In respect of Section Officer's/Stenographer's (Grade 'B'/Grade-I) Limited Departmental Competitive Examination, 2005 against the reserved vacancies of 94 Scheduled Castes and 66 Scheduled Tribes, 23 Scheduled Castes and 18 Scheduled Tribes Candidates were recommended, respectively.

3. In addition to the above, 59 SC/ST/OBC candidates were recommended against unreserved posts.

Table 1

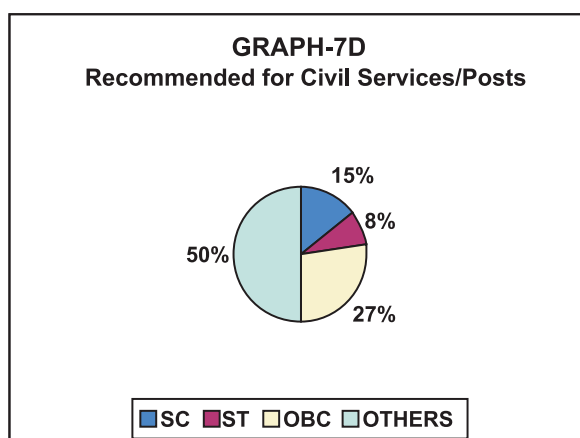
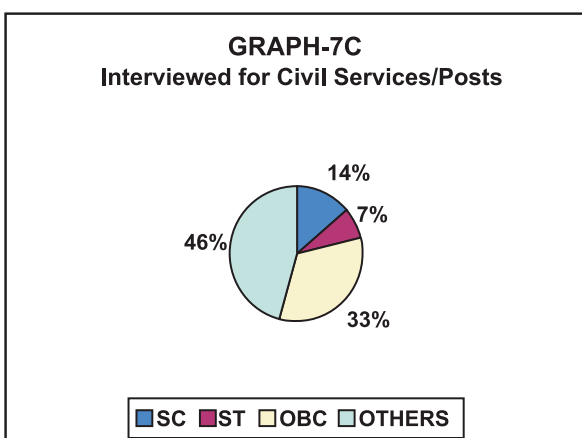
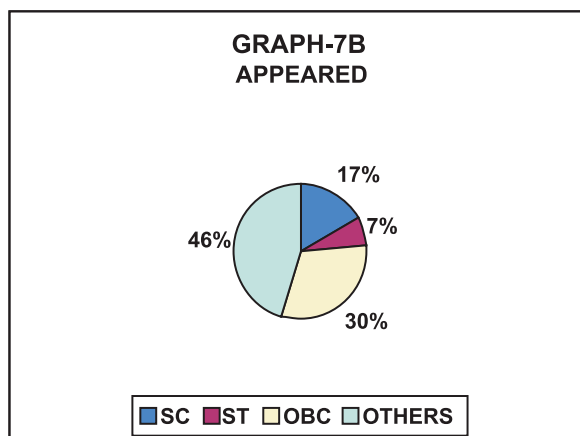
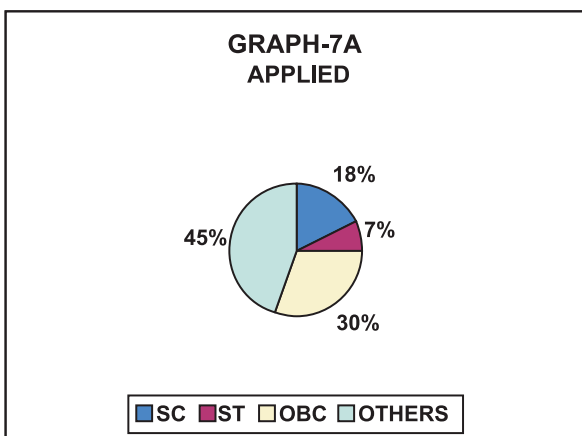
Particulars	2008-09				2007-08			
	Reserved Posts	Recommended against reserved Posts	Shortfall	Recommended against un-reserved posts	Reserved posts	Recommended against reserved posts	Shortfall	Recommended against un-reserved posts
Recruitment by Examination	1336	1215@	128@@	59	803	(774+1*)	28	21
		91%				97%		

@ Out of 1215 candidates recommend by Commission 247 candidates were those who qualified at normal standard and the Commission maintains Reserve List for making recommendations equal to this number at a later stage (out of these 247 candidates, 7 OBC candidates were recommended more than the posts reserved for them, in Engineering Services Examination, 2007).

@@ Out of 128 candidates less recommended than the post reserved for SC, ST, OBC candidates, 119 candidates were for Section Officer's/Stenographer's (Grade 'B'/Grade-I) Limited Departmental Competitive Examination, 2005, wherein suitable candidates were not found.

* Due to proposed operation of Reserve List for OBC candidates in due course.

Category-wise number of candidates for Examinations



Direct recruitment by interview

4. The number of posts reserved for the Scheduled Castes, the Scheduled Tribes and the Other Backward Classes and the candidates recommended against those posts during the year 2008-09 are given in Table 2.

5. Against 460 posts reserved for them, a total of 112 candidates belonging to the Scheduled Castes, 44 to the Scheduled Tribes and 198 candidates belonging to the Other Backward Classes were recommended by the Commission during the year 2008-09.

Table 2: Recruitment finalized for the posts reserved for Scheduled Castes/Scheduled Tribes/Other Backward Classes during 2008-09

Particulars	SC	ST	OBC	Total
1. Reserved posts	127	66	267	460
2. Candidates applied against reserved vacancies	7,062	1,186	10,307	18,555
3. Candidates called for interview	928	279	1,552	2,759
4. Candidates appeared in interview	665	189	1,036	1,890
5. Candidates recommended	112	44	198	354
6. Shortfall (details at Appendix-XXV)	15	22	69	106
Out of item 6 above,				
(i) Posts for which no such candidate applied (details at Appendix-XXXIV)	6	3	7	16
(ii) Posts for which no such candidate was found suitable out of the applied candidates	9	19	62	90

6. Further, 23 Scheduled Caste candidates, four Scheduled Tribe candidates and 58 Other Backward Class candidates were recommended against unreserved posts. Details are given in Appendix-XXXV.

7. Comparative information in respect of posts reserved for Scheduled Castes/ Scheduled Tribes/ Other Backward Classes and such candidates recommended during the year 2008-09 and the previous year 2007-08 is given in Table 3.

In-Service training to candidates belonging to Scheduled Castes/Scheduled Tribes/Other Backward Classes

8. The Commission recommended in-service training to 37 candidates belonging to the Scheduled

Castes, 15 to the Scheduled Tribes and 44 to the Other Backward Classes who were selected for appointment on the basis of relaxed standards so that they could come up to the general standard. Duration of in-service training ranged from three months to one year after their appointment to the post in the areas comprising the duties attached to the post. Community-wise and duration-wise distribution of Scheduled Caste/Scheduled Tribe/Other Backward Class candidates to whom the in-service training was recommended by the Commission during the year 2008-09, is given in Table 4.

9. Further, in-service training was recommended by the Commission to six persons with disabilities - one belongs to the Scheduled Caste, three belong to the Other Backward Classes and two belong to general category.

Table 3: Number of posts reserved for Scheduled Castes/Scheduled Tribes/Other Backward Classes and the candidates recommended

Particulars	2008-09					2007-08				
	Re-served Posts	SC/ST/OBC candidates recommended against Reserved Posts	Short -fall	SC/ST/OBC candidates recommended against Un-reserved Posts	Total SC/ST/OBC candidates recommended	Re-served Posts	SC/ST/OBC candidates recommended against Reserved Posts	Short -fall	SC/ST/OBC candidates recommended against Unreserved posts	Total SC/ST/OBC candidates recommended
Direct Recruitment by Interview	460	354	106	85	439*	249	198	51	19	217*
Percentage (Percent)		77.0	23.0		95.4 *		79.5	20.5		87.1*

* Includes SC/ST/OBC candidates recommended against unreserved posts.

Table 4: Community-wise and duration-wise distribution of Scheduled Caste/Scheduled Tribe/Other Backward Class candidates to whom in-service training was recommended

Duration of in-service training	Community-wise candidates			
	SC	ST	OBC	Total
3 months	10	2	6	18
6 months	16	8	11	35
9 months	6	2	7	15
One year	5	3	20	28
Total	37	15	44	96

Annual Report 2008-09

Persons with disabilities recommended for appointment

10. 18 persons with disabilities were recommended for appointment by the Commission against the 34 posts reserved for them through direct

recruitment by interview during the year 2008-09. Discipline-wise number of posts reserved for persons with disabilities and such candidates recommended in direct recruitment cases, are given in Table 5.

Table 5: Discipline-wise number of posts reserved for persons with disabilities and such candidates recommended during the year 2008-09

S. No.	Discipline	Number of posts reserved for persons with disabilities	Number of such candidates recommended
1	Engineering	9	5
2	Scientific and Technical	9	4
3	Non-Technical	15	8
4	Medical	1	1
	Total	34	18

Disciplinary Cases**Chapter
8**

1. Table 1 shows the number of disciplinary cases referred to the Commission, cases disposed of by them and the balance at the end in respect of the preceding four years and the year under report.

2. During the year (2008-09), the Commission received 708 disciplinary cases under Article 320 (3) (c) of the Constitution of India and relevant Pension Rules, while 218 cases were brought forward from the previous year (2007-08) which were pending with the Commission as on April 1, 2008. Thus, total number of cases during the year was 926. The Commission tendered their advice in 455 cases, including three cases of

reconsideration. During the year, 288 cases were returned. Thus, out of the total 926 cases, 743 cases were disposed of during the year leaving a balance of 183 cases at the close of the year (refer to Table 2).

3. Details of charge/misconduct, group wise break-up of the officers involved and the Commission's advice regarding penalties/ dropping of proceedings/ setting aside the penalties already imposed are given in the chart at Appendix-XXXVI. The chart also shows the number of cases, which were returned to the concerned Ministries/ Departments/State Governments on various grounds.

Table 1

Year	No. of cases pending at the commencement of the year	No. of cases received during the year	No. of advice letters sent during the year	No. of cases returned during the year	Balance left at the end of the year
2004-05	287	995	581	322	379
2005-06	379	972	706	311	334
2006-07	334	854	622	262	304
2007-08	304	681	532	235	218
2008-09	218	708	455	288	183

Table 2: Disciplinary cases dealt with during the year 2008-09

Subject	No. of cases pending at commencement of the year 2008-09	No. of cases received during the year 2008-09	No. of cases disposed of during the year 2008-09	No. of cases pending at the end of the year 2008-09	No. of cases out of effective advices in which Govt. have taken decision till 31.3.2009	No. of cases in which Govt. have not communicated decision till 31.3.2009
Disciplinary cases	218	708*	743**	183	273	174
General Disciplinary cases						

* Represents number of officers

** Includes 288 cases returned to Ministries/Departments/State Government for completion of record or procedures and 447 effective advices.

4. Appendix-XXXVII gives the Ministry/ Department/State Government wise details of total 455 cases in which the Commission tendered the advice. This Appendix shows that there were 59 cases involving charges of affecting integrity and 388 cases relating to other charges of misconduct or lack of devotion to duty. Out of the remaining 8 cases, the Commission advised to hold de-novo proceedings in two cases, in three cases advice of miscellaneous nature was communicated and in three cases earlier advice was reiterated. In respect of the 59 cases involving allegations of lack of integrity, the Commission advised imposition of major penalties in 54 cases and minor penalties in four cases. As regards 388 cases belonging to the other category, the Commission advised imposition of major penalties in 202 cases and minor penalties in 126 cases. In one case of category involving allegations of lack of integrity and 60 cases of category not involving allegations of lack of integrity, the Commission held that either the charges had not been proved or the allegations proved were not of such a nature as to call for imposition of a formal penalty and the Commission, therefore, advised dropping of the proceedings or setting aside the penalty already imposed.

5. Out of 447 cases (refer Col. 15 of Appendix-XXXVI), where the Commission conveyed their considered advice, the Government passed orders in 273 cases accepting the Commission's advice. In the remaining 174 cases, orders/decisions of the Government are awaited. In 10 cases, involving 10 officers, in respect of whom advice of the Commission had been communicated in previous years, orders passed by the Government were not in accordance with the advice of the Commission. Out of this ten, one case pertains to the year 2004-05, four cases to 2005-06, three cases to 2006-07 and two cases to 2007-08. Details of the cases are given in chapter 10.

6. The Commission would like to point that out of the cases received in the Commission for advice, a large number of cases were found incomplete. During the year under report, about 31.10% of the cases had to be returned to the Ministries/ Departments/ State Governments either for fulfilling the prescribed procedural formalities or for supply of relevant documents etc. A careful scrutiny of the case records at the initial stage would obviate delays in finalization of the cases.

Delays in Implementing Advice of the Commission

Chapter 9

1. Despite repeated observations made by the Union Public Service Commission in their earlier reports, various Ministries/ Departments of the Government take a long time in implementing the Commission's advice.

Delay in offers of appointment to candidates recommended by the Commission through direct recruitment by interview

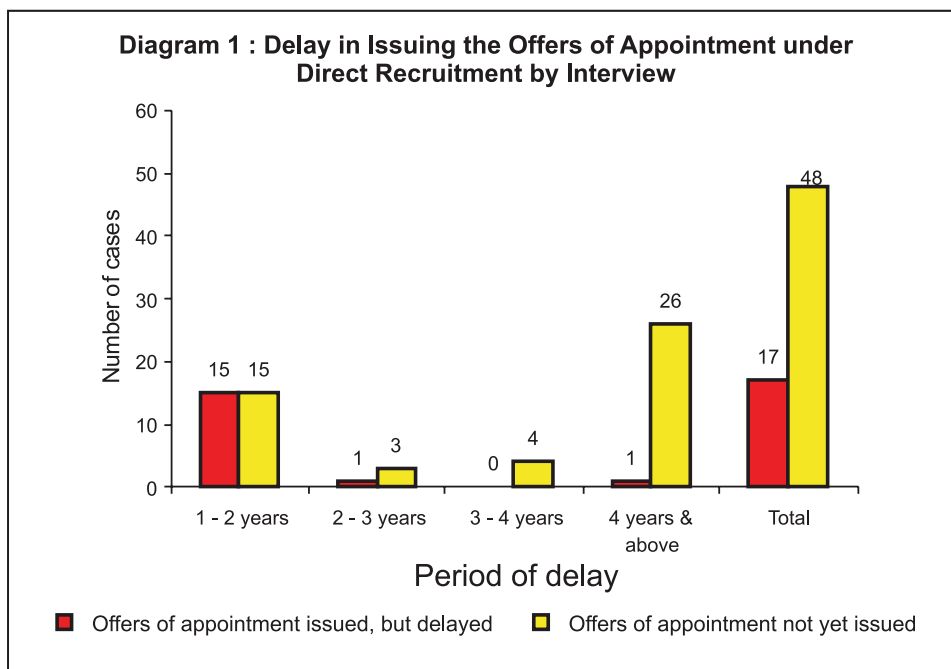
2. In respect of 65 cases, offers of appointment to candidates recommended by the Commission earlier were delayed by the Ministries/Departments for more than one year (refer to Appendix-XXXVIII). In 17 such cases, offers of appointment were issued after a period of more than one year. In the remaining 48 cases, either the offers of appointment had not been made or the requisite information have not been furnished by the Ministries/Departments till the close of the year though more than one year had elapsed from the date of recommendation (see Diagram 1).

3. The Commission would like to emphasize the importance of avoiding delays in making offers of

appointment to candidates recommended for appointment.

Delay in notification of Recruitment Rules

4. Recruitment rules approved by the Commission are required to be notified within 10 weeks. It is observed that there has been considerable delay on the part of the Ministries/Departments in notifying the recruitment rules finalized in consultation with them. During the year 2007-08, there were 573 cases pending notification for more than a year after these were approved by the Commission. As against these 573 cases pending in the year 2007-08, there were 656 cases pending for more than one year for notification during the period under report. Out of these 656 cases, recruitment rules have not been notified in 229 cases despite a time lag of over five years, in 77 cases of over four years, in 86 cases of over three years, in 144 cases of over two years and in 120 cases of over a year. The Ministry/Department-wise details are given in Appendix-XXXIX. The delay in notification by the Ministries/ Departments vitiates the very basis of the recruitment process for civil posts/services.

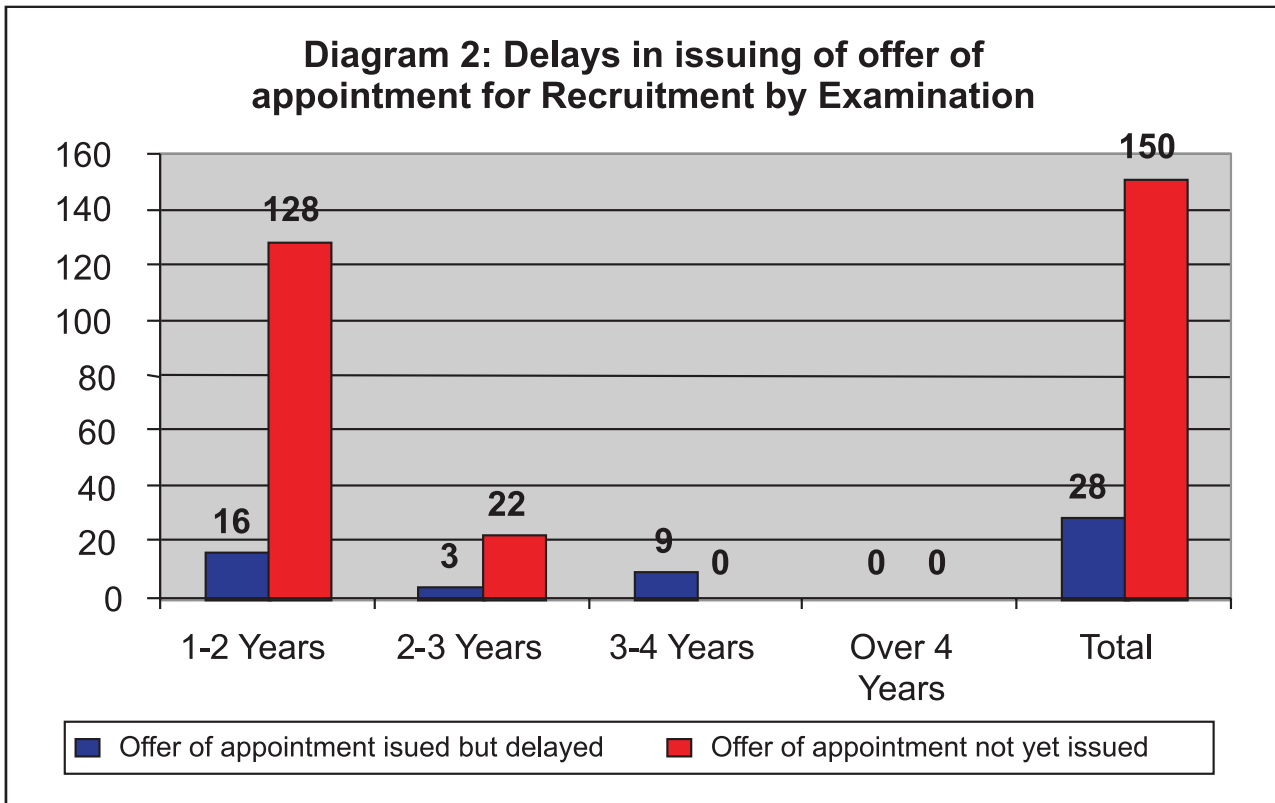


Delay in offers of appointment to the candidates recommended by the Commission on the basis of results of various examinations

5. There were 178 cases, as compared to last year's figure of 167 cases, where offers of appointment to the candidates recommended by the Commission on the basis of results of various examinations were delayed by the Ministries/ Departments (Appendix-XXXVIII). Of these 178 cases, as many as 150 cases [as compared to last year figures of 91 cases] were such where offers of appointments were yet to be made even though a period of more than one year had elapsed since the recommendations were made. Out of these 150 cases of delay of offer of appointment (as compared to 91 cases of last year), 22 cases pertain to Engineering Services Examinations and 128 cases pertain to

Geologists' Examinations wherein the offer of appointment has been delayed and not yet made for 1 to 3 years.

6. The Commission is of the firm view that candidates recommended by it should not be required to wait for years for the receipt of the offers of appointment from the concerned Ministries. It is also noted that in many cases, candidates selected by the Commission, in the meantime, secure placement elsewhere and do not become available for appointment under the Government thus rendering the whole exercise of selection of such candidates futile and infructuous. The Commission would like to reiterate the need for devising suitable measures to ensure that recommended candidates are issued offers of appointment as quickly as possible.



Non-acceptance of the Commission's advice by the Government

Chapter 10

Disciplinary proceedings instituted against an officer belonging to Income Tax Department

1.1 Disciplinary proceedings were instituted against an officer belonging to Ministry of Finance, Department of Revenue, CBDT under Rule 16 of CCS(CCA) Rules, 1965 on the charge that while working as Assistant Commissioner of Income Tax, Hyderabad he committed irregularities in completion of assessment in four cases of different firms in as much as in the first case, he did not conduct any inquiry regarding the genuineness of 13 share applicants and did not levy the penalty amount; in the second case, he accepted the genuineness of the assessee's claim of purchase from a firm to the tune of Rs. 1,69,700/- ignoring the report of the Income Tax Inspector that such a party did not exist; in the third case, the difference of amount in contract received as per TDS Certificates as compared to 'P&L' account was not got reconciled, unsecured loans were accepted by the charged officer in a routine manner without proper verification and did not initiate proceedings under 269SS towards these unsecured loans and in the fourth case, did not agree with the ADIT's findings that the assessee was claiming the fixed percentage of production loss at 4%, set off was given for unaccounted purchase against unaccounted sale, provision of section 40(a)(3) have not been invoked for unaccounted purchase. On consideration of the defence statement submitted by the charged officer it was held by the disciplinary authority that all the allegations are proved except the allegation with regard to the charged officer's non-initiation of proceedings u/s 269SS/271D in the third case. In December, 2006 a reference was received from the Ministry of Finance seeking advice of the Commission in the matter along with the approval of the competent authority. The Commission, after taking into consideration all the facts and circumstances of the case, observed that the charged officer is not guilty of any deliberate misconduct in dealing with the four cases mentioned above. The disciplinary authority has alleged lack of vigour and thoroughness in the assessments done by the charged officer. However, Commission observed that in any

investigation there may be some mistakes and inadequacies and some angles may get not covered by the investigating officer. In disciplinary proceedings, it has to be seen as to whether any deliberate attempts have been made to help the person or the firms being investigated. The mistakes committed in this case cannot be construed as misconduct. In the light of the above, the Commission considered that ends of justice would be met in this case if the proceedings instituted against the charged officer are dropped and he be exonerated. Accordingly, advice of the Commission was communicated to the Ministry on August 10, 2007.

1.2 In March, 2008 a fresh reference was received from the Ministry of Finance, Department of Revenue seeking reconsideration of the advice stating that there were vital flaws in the reasoning given while advising exoneration of the charged officer; the Commission has failed to appreciate certain vital discrepancies in the charged officer's finalisation of the assessment proceedings, course of investigation during assessment proceedings and during the block assessment proceedings and has advised exoneration of the charged officer. The observations of the Commission were found not acceptable by the disciplinary authority. However, since no other new fact/evidence, which were not considered earlier and were having a bearing on the case, has been brought forward by the Department that may warrant the reconsideration of the earlier advice, in April, 2008 the case was returned to the Department.

1.3 In November, 2008 the Ministry of Finance, Department of Revenue issued an order in the case imposing the penalty of 'Censure' on the charged officer, in disagreement with the advice of the Commission.

1.4 Since the order passed by the Central Government is not in accordance with the advice of the Commission, this has been treated as a case of non-acceptance of the Commission's advice.

Action under Rule 9 of the CCS (Pension) Rules, 1972 against an officer belonging to General Central Services

2.1 Disciplinary proceedings were instituted against an officer belonging to Ministry of Communications and Information Technology, Department of Posts under Rule 14 of CCS(CCA) Rules, 1965 on the charge that he, while functioning as Sr. Post Master, Surat H.O. and being on commuted leave on medical grounds for a period of 30 days with effect from February 17, 2003 gave irregular oral directions to his erstwhile subordinates to pay him Rs. Six lakhs from the cash balance of Surat HO and obtained the said amount using undue influence of his official position as also failed subsequently to confirm such oral orders in writing; secondly, obtained the aforesaid amount of Rs. Six lakhs without any written orders from the competent authority; thirdly, carried the said amount of Rs. Six lakhs out of Surat Head Post Office premises without any police escort and fourthly, failed thereafter to render proper account of the said amount in contravention of rules under CCS(Conduct) Rules, P&T Financial Handbook (Vol. I) as well as the provisions of Rule 9 of Postal Manual Vol. VI Part III (6th Edition). The inquiry officer held the charges as proved. Since the charged officer had retired on superannuation during the inquiry, the proceedings were deemed to be continued under the Pension Rules and the President as the competent authority, took a tentative decision to impose the penalty of cut in pension on the charged officer and a reference seeking advice of the Commission in the matter was made in January, 2008. The Commission, after careful consideration of all facts and circumstances of the case, observed that it is a clear case of negligence on the part of the charged officer, which has been amply proved on the basis of documents and oral evidence and that on account of his proven misconduct, had he been in service, he would have been liable to be dismissed from service. In the light of the above, the Commission considered that the ends of justice would be met in this case if the penalty of '100 % cut in monthly pension on permanent basis' is imposed on the charged officer. Accordingly, advice of the Commission was communicated to the Ministry on April 11, 2008.

2.2 In October, 2008 the Department of Posts passed an order imposing the penalty of "50% cut in pension

for a period of five years' on the charged officer, in disagreement with the advice of the Commission.

2.3 Since the order passed by the Department is not in accordance with the advice of the Commission, this has been treated as a case of non-acceptance of the Commission's advice.

Disciplinary proceedings instituted against an officer belonging to Income Tax Department

3.1 Disciplinary proceedings were instituted against an officer belonging to Income Tax Department under Rule 16 of the CCS (CCA) Rules, 1965 on the charges that while holding the post of Deputy Director of Income Tax (inv.), Unit II, Bangalore, he forwarded under his recommendation and signature, an Appraisal Report prepared by the Assistant Director of Income Tax in the search proceedings under section 132 of the Income Tax Act, 1961, in the case of Mysore Breweries Ltd., Bangalore. In the said Appraisal Report the total of unaccounted receipts of Rs. 3,99,55,897/- detected in the search (recorded in diaries/documents AGR 1, 2 & 3) was suppressed and instead the assessee's declaration of Rs. 2.25 crores was substituted as a reasonable estimate of undisclosed income of the assessee. In the report it was also erroneously held that the unexplained cash of Rs. 41,49,380/- seized during the search proceedings was explained by the disclosure made by the assessee. The ADIT's Appraisal Report contained several irregularities, resulting in gross under-estimation of undisclosed income. The charged officer forwarded such an appraisal report without careful application of mind, suggesting adoption of the appraisal report as the basis for completion of assessments. After examination of the charged officer's written statement of defence, the disciplinary authority held that a suitable minor penalty is warranted and a reference seeking advice of the Commission was made in September, 2005. Meanwhile, another representation dated October 10, 2005 received from the charged officer was also forwarded to the Commission, wherein, he placed reliance on the rectification order passed by the Assessing Officer u/s 154 of the I.T. Act, and submitted that the final outcome, after rectification, confirms the findings given in the appraisal report. They do not support the figures given in the memorandum of charge. In an overall view, the

appraisal report estimated a concealment of Rs. 2.65 crores and the ultimate income assessed amounted to Rs. 2.62 crores. The difference is only of two percent. The Commission after taking into consideration all the facts and circumstances of the case held that 'as per the appraisal report the undisclosed income arrived at by the Assistant Director of Income Tax is Rs. 2.56 crores while an amount of Rs. 2.60 crores was brought to tax by the assessing officer. Thus the difference in undisclosed income is only of Rs. Four lakhs and it emerged that the prosecution has considered the receipts as equivalent to income, which is incorrect. Consequently, comparison of the undisclosed income with total receipts appears unreasonable and hence it appears that the imputation is not correctly framed. As regards the minor difference of Rs. Four lakhs in the undisclosed income between the appraisal report and assessment order u/s 154, the Commission observed that such minor differences are natural in assessment of such volume and what is important is that there was no intentional negligence/ malafide on the part of the charged officer. Also, no rule or procedure has been violated by the charged officer. In the light of the above, the Commission considered that ends of justice would be met in this case if the charged officer is exonerated of the charges levelled upon him and the proceedings initiated against him be dropped. Accordingly, advice of the Commission was communicated to the Ministry of Finance on June 29, 2007.

3.2 In March, 2008 the Ministry of Finance, Department of Revenue passed an order imposing the penalty of 'withholding of one increment of pay for a period of two years, without cumulative effect', in disagreement with the advice of the Commission.

3.3 Since the order passed by the Government is not in accordance with the advice of the Commission, this has been treated as a case of non-acceptance of the Commission's advice.

Action under Rule 14 of the CCS (CCA) Rules, 1965 against an officer belonging to Indian Defence Accounts Service

4.1 Disciplinary proceedings were instituted against an officer belonging to Indian Defence Accounts Service under Rule 14 of CCS(CCA) Rules, 1965 on

the charge that she, while functioning as Controller of Defence Accounts (Air Force), abused her official position by obtaining four air tickets for herself and her children to travel from New Delhi to Patna on February 19, 2001 and back on February 23, 2001 for their personal visit, from a travel agency, despite knowing well that she had official dealings with the said firm, contrary to the instruction contained in CCS(Conduct) Rules, 1964. Further, she did not make payment for the said tickets, which the agency had to make later. A regular inquiry was ordered and the inquiry officer held the charges as 'partly proved'. The disciplinary authority agreed with the findings of the inquiry officer. The competent authority took a tentative decision to impose a suitable penalty on the charged officer and a reference seeking advice of the Commission in the matter was made in December, 2006. The Commission after careful consideration of all facts and circumstances of the case observed that the inquiry officer has held the charge as partly proved to the extent that the charged officer misused her official position for obtaining air tickets; the second part relating to non-payment of air fare not proved as she had made full payment. In that case, the Commission observed that, since it has been held as established that the charged officer paid for the tickets taken from the agency, it couldn't be perceived that she had abused her official position. She would have misused her official position if she had taken the tickets from the agent without paying for them. The Commission concluded that the charge is not even partially proved in view of the above facts, and advised that the proceedings against the charged officer be dropped and she be exonerated. Accordingly, advice of the Commission was communicated to the Ministry on August 24, 2007.

4.2 In April, 2008 the Ministry of Defence (Fin) made a fresh reference seeking reconsideration of the advice tendered earlier, on the grounds that Hon'ble Raksha Mantri has observed that, though the charged officer had not gained financially out of the transaction, such senior and experienced officer of the Government needs to be more careful and circumspect in their official dealings and therefore, she may be censured and advised to be more careful in future. However, since no new facts/evidence which were not considered earlier and are having a bearing on the case, had been brought forward by the

Ministry while recommending reconsideration, the case was returned to them on June 26, 2008.

4.3 In December, 2008 the Ministry of Defence (Finance Division) issued an order in the case imposing the penalty of 'Censure' on the charged officer, in disagreement with the advice of the Commission.

4.4 Since the order passed is not in accordance with the advice of the Commission, this has been treated as a case of non-acceptance of the Commission's advice.

Action under Rule 9 of the CCS (Pension) Rules, 1972 against an officer belonging to Central Civil Services (Group 'B')

5.1 Disciplinary proceedings were instituted against an officer belonging to Ministry of Science and Technology under Rule 14 of CCS (CCA) Rules, 1965 and deemed to have been continued under Rule 9 of CCS (Pension) Rules, 1972 on the charges that, while working as Drawing and Disbursing Officer, he signed and issued cheque against a contingent bill for Rs. 15,000/- towards payment of wages to porters engaged by the Plane Tablar of the No.81 Party; that later on while scrutinizing the available documents, it was revealed that the Plane Tablar had neither submitted such contingent bill during the particular period nor he had received payment of the aforesaid bill; and also that all the supporting documents of the concerned bill were found missing from the official record folders of erstwhile No.81 Party (NEC). A regular inquiry was conducted, and the inquiry officer held the charges as proved. A reference seeking advice of the Commission was received in May, 2007, with the tentative approval of the disciplinary authority for imposition of a penalty of cut in pension on the charged officer. The Commission, after taking into consideration all the facts and circumstances of the case observed that the charged officer failed to ensure that his subordinates, the Cashier and the Head Clerk followed the prescribed procedure, in the matter of preparation, scrutiny and submission of bills to him for signature. This lapse/lacuna came handy to those who perpetrated the forgery/fraud subsequently. Thus the charged officer's supervisory lapse as also his casual approach in authenticating the cashbook is clearly

proved. The Commission further observed that though the charged officer was negligent and failed to maintain vigil while functioning as Cheque Drawing and Disbursing Officer, his involvement in the forgery/ misappropriation is not established. In the light of the above, the Commission considered that ends of justice would be met in this case if the penalty of '10% cut in monthly pension for a period of one year' were imposed on the charged officer. Accordingly, advice of the Commission was communicated to the Ministry on December 26, 2007.

5.2 In February, 2008 Ministry of Science and Technology passed an order in this case imposing the penalty of '10% cut in the monthly pension payable to the charged officer for a period of two years', in disagreement with the advice of the Commission.

5.3 Since the order passed by the Government is not in accordance with the advice of the Commission, this has been treated as a case of non-acceptance of the Commission's advice.

Disciplinary proceedings instituted against an officer belonging to Central Secretariat Service, Group 'A'

6.1 Disciplinary proceedings were instituted against an officer of the Ministry of Information and Broadcasting under rule 14 of the CCS(CCA) Rules, 1965 on the charges that while working as Dy. Director General (Finance), Doordarshan Directorate, Prasar Bharati he, (i) approved increase of the duration and periodicity of a certain programme 'KHAS KHABOR' by a private producer on DD-1 and DD-7 of Doordarshan Kendra, Kolkata against the decision of the Prasar Bharati Board; he along with DDG(C&S) gave consent of the Doordarshan for withdrawal of the writ petition accepting the pleading of the producer for continuance of his programme, which facilitated the producer in obtaining leave to withdraw the writ petition contrary to the decision of the Prasar Bharati and stand of the Doordarshan on the writ petition; (ii) while approving the increase of duration and periodicity, deviated from the rate card in finalising the terms which was beyond his powers and (iii) approved utilization of cross channel transfer of banked Free Commercial Time without the approval of the competent authority. The

inquiry officer held Article (i) only as proved and the disciplinary authority agreed with the findings. A reference seeking advice of the Commission was received from the Ministry of Personnel, Public Grievances and Pensions in May, 2006 with a tentative decision to impose a suitable major penalty on the officer. The Commission, after taking into consideration all the facts and circumstances of the case observed that the Prasar Bharati decided on March 11, 1999 that no private producers shall be permitted to produce and telecast news on National or Regional channels of Doordarshan. Accordingly, DDK, Kolkata had issued notice on March 27, 1999 to the producer to discontinue their programme 'KHAS KHABOR' and the High Court of Kolkata passed an order of injunction on March 31, 1999 against the notice of DDK, Kolkata. This being the background, when the charged officer received proposals dated September 20, 1999 from the private producer for increase in duration of the programme, he argued in favour of the proposal, which is clear from his notes dated November 15, 1999. The charged officer alongwith the then DDG(C&S), due to commercial considerations, processed the proposals and approved increase in duration and periodicity of the programme, even while he was aware of the approved policy of Prasar Bharati Board in respect of programmes by private producers. Further, being aware of the stand taken by the Prasar Bharati on the Writ Petition, he accorded his 'no objection' in his note, suo moto made out the proposal in favour of the producer by taking pain in discussing the proposal over phone with the Director, DDK, Kolkata and the Solicitor of Prasar Bharati Board. This action of the charged officer suggested that he overstepped his role and responsibility, which should have been limited only to financial aspect. In the light of the above, the Commission considered that ends of justice would be met in this case if the penalty of 'reduction by two stages in the time scale of pay for period of one year with cumulative effect with further direction that he will not earn increment during this period, and the reduction will have the effect of postponing his future increment' were imposed on the charged officer. Accordingly, advice of the Commission was communicated to the Ministry on October 23, 2006.

6.2 In March, 2007, the Ministry of Personnel,

Public Grievances and Pensions passed on order imposing the penalty of "compulsory retirement", in disagreement with the advice of the Commission.

6.3 Since the order passed by the Government is not in accordance with the advice of the Commission, this has been treated as a case of non-acceptance of the Commission's advice.

Disciplinary proceedings instituted against an officer belonging to Indian Cost Accounts Service

7.1 Disciplinary proceedings were instituted against an officer belonging to Indian Cost Accounts Service under Rule 14 of the CCS(CCA) Rules, 1965 on the charges that while working as Director (FA), in the Department of Posts and handling the work of procurement of computers for the M.P.C.M. Project for the year 2000-01 on lease basis, he committed irregularities viz. (a) after finalisation of N.I.T. dated May 31, 2000 and subsequent advertisement in newspapers, recommended concurrence of JS&FA to the changes in the N.I.T. specifications to suit the requirement of one of the prospective bidders M/s Compaq Computers(India) Ltd. (b) examined and recommended concurrence of JS&FA to the proposal evaluating the bid of the said M/s Compaq Computers as L1 even though their tender was not for lease and should have been rejected in accordance with the provisions of NIT and at the same time overlooking the valid lease bid of M/s IBM, another bidder (c) did not point out the shortcomings in the proposal approved by Secretary (Posts) on March 16, 2001, recommended that details of approvals obtained from Planning Commission and Ministry of Finance for re-appropriation of funds may be linked before file is submitted to JS&FA for concurrence, even while he was aware that approval of E.F.C. was required. This grave lapse led to outright purchase of computers instead of lease which further led to sanctioning of 90% payment to M/s Compaq Computers (India) Pvt. Ltd, on their invalid tender, with his recommendations which were taken in undue haste, misrepresenting Department of Expenditure's advice, without proper examination of various options in terms of cost effectiveness and without the approval of the competent authority (d) failed to exercise the powers conferred on him vide Ministry of Finance O.M. No. 10(29)-E(Co-ord)/73 dated 6.10.1973 that he had to be responsible to the Ministry of Finance and Finance

Minister through Secretary(Expenditure); did not fulfill his responsibility by not recommending stopping the issue of the purchase order dated March 21, 2001 and the release of 90% payment to the firm on March 30, 2001. The inquiry officer held the components (a), (c) and (d) as partly proved and (b) as not proved. The D.A. disagreed with the findings of the inquiry officer and held that the charged officer could not be held to have committed any of the acts mentioned in the Annexure to the charge sheet. Thereafter, with the recommendation of the C.V.C. for imposition of a minor penalty other than 'Censure', a reference, seeking advice of the Commission in the matter was made in May, 2005. The Commission after taking into consideration all the facts and circumstances of the case observed that as regards the components (a) and (c), the D.A. had, vide their disagreement note concluded that these two components might not be held as proved against the charged officer. As regards the fourth component (d), the inquiry officer has held it as partly proved to the extent that though the purchase order was approved by JS&FA, the charged officer failed to point out the requirement of obtaining FM's prior approval, and thus failed to stop the issue of the purchase order and the release of 90% payment. While disagreeing with the I.O. the D.A. did not address the specific finding and conclusion of the I.O. and simply brought out that the charged officer cannot be stated to have done "wilful negligence/ recklessness/ exercise of discretion in excess of powers". The Commission observed that the article of charge, inquiry officer's findings, disagreement memo and the charged officers' representation lead to the conclusion that the charged officer has failed to maintain devotion to duty in failing to point out the requirement of obtaining FM's prior approval. In the light of the above, the Commission considered that ends of justice would be met in this case if the penalty of 'Censure' were imposed on the charged officer. Accordingly, advice of the Commission was communicated to the Ministry on November 2, 2006.

7.2 In May, 2007 a fresh reference was received from the Ministry seeking reconsideration of the advice tendered earlier stating that the second stage advice tendered by Central Vigilance Commission in this case is for imposition of a minor penalty other than "Censure". Since no other new fact/evidence

having a bearing on the case has been brought forward by the Department which may warrant the reconsideration of the earlier advice, as per DoP&T O.M. dated December 5, 2006, the case was returned to the Ministry in August, 2007 reiterating its earlier advice.

7.3 In January, 2008, the Ministry of Finance, Department of Expenditure passed on order imposing the penalty of "withholding of increment in the scale of pay of Director (Cost) for a period of one year without cumulative effect", in disagreement with the advice of the Commission.

7.4 Since the order passed by the Government is not in accordance with the advice of the Commission, this has been treated as a case of non-acceptance to the Commission's advice.

Disciplinary proceedings instituted against an officer belonging to Income Tax Department

8.1 Disciplinary proceedings were instituted against an officer belonging to Income Tax Department under Rule 14 of the CCS(CCA) Rules, 1965 on the charges that while working as I.T.O., Ward-3, Durgapur, (i) he committed serious lapses and irregularities while completing the assessments in four cases and (ii) he issued notices/letters/summons to the assessee without any justifiable reasons and in flagrant violation of statutory instructions as well as administrative instructions. The inquiry officer held the first article of charge as 'not proved' and second Article of charge as substantially proved. The D.A. disagreed with the findings of the inquiry officer and held Article I as partly proved and Article II as fully proved. A reference seeking advice of the Commission was received in June, 2005 with a tentative proposal for imposition of a suitable major penalty on the charged officer. The Commission after taking into consideration all the facts and circumstances of the case held Article (i) as not proved and Article (ii) as partly proved. The Commission observed under Article (i), that though the charged officer has failed in cross verification of the loans, the lapse was not deliberate and there was no undue benefit to the assessee; the D.A. also did not find fault with the charged officer on this account and under Article (ii), the charged officer has flouted the provisions of I.T. Act by seeking additional

information after completion of assessment; there is no malafide either alleged or proved and also no evidence of motivated consideration or harassment against the charged officer. In the light of the above, the Commission considered that ends of justice would be met in this case if the penalty of 'withholding of one increment of pay for a period of one year without cumulative effect' were imposed on the charged officer. Accordingly, advice of the Commission was communicated to the Ministry on January 23, 2006.

8.2 In April, 2006 a fresh reference was received from the Ministry seeking reconsideration of the advice tendered earlier stating that in two of the cases under Article I, the charged officer's lapse has been clearly spelt out which has not been rebutted by Commission. Further, the Commission had advised a minor penalty as against the Disciplinary Authority's view that a suitable major penalty was warranted. The Commission, on reconsideration of the case observed that the D.A. had neither furnished any additional information or fact of the case nor pointed out any grounds establishing ill intention of the charged officer, reiterated their earlier advice which was communicated to the Ministry on December 13, 2006.

8.3 In February, 2008 the Ministry of Finance, Department of Revenue passed an order imposing the penalty of 'reduction of pay by one stage with cumulative effect till the charged officer retires on superannuation', in disagreement with the advice of the Commission.

8.4 Since the order passed by the Government is not in accordance with the advice of the Commission, this has been treated as a case of non-acceptance of the Commission's advice.

Disciplinary proceedings instituted against an officer belonging to Indian Forest Service

9.1 Disciplinary proceedings were instituted against an officer belonging to Indian Forest Service under Rule 8 of AIS(D&A)Rules, 1969 on the charges that while functioning as Dy. Conservator of Forests at Silvassa, UT of Dadra & Nagar Haveli, he (i) showed undue favour to a firm by not revising the rates of sale of Khair trees and in executing a new contract of sale of Khair trees, caused a loss to the tune of Rs. 3,19,78,592.70 to the administration and

corresponding gain to the above firm and (ii) misused his official position in recommending for issue of Indian Made Foreign Liquor (IMFL) wholesale and retail sale licenses and favoured one Tourist firm and showed discrimination to another firm. The inquiry officer held both the articles of charge as not proved. The Disciplinary authority disagreed with the findings of the inquiry officer and tentatively decided to impose the penalty of withholding of 5 increments with cumulative effect and recovery of loss from the MOS. A reference, seeking advice of the Commission in the matter was received in November, 2005. The Commission, after taking into consideration all the facts and circumstances of the case observed that as regards Article (i), the MOS had no concrete role to play in the new supplementary agreement and his role was confined to drafting it and signing it as a witness. On receipt of application for renewal of agreement, the MOS processed the case and his note was approved by the competent authority. The MOS's note was accurate and comprehensive and since the same was cleared by the competent authority (including the Financial Adviser), no malfeasance can either be inferred or attributed to the MOS, who, from the evidence on record, does not appear to have suppressed any material facts. As regards Article (ii), the Commission observed that the depositions of prosecution witnesses very clearly bring out that the charged officer did not favour or disfavour anyone in the matter of grant of IMFL licenses and whatever he did was in line with the relevant rules, in public interest and with the proper sanction of the competent authority. In the light of the above, the Commission considered that ends of justice would be met in this case if the proceedings against the Member of Service are dropped. Accordingly, advice of the Commission was communicated to the Ministry on April 27, 2006.

9.2 In November, 2006 a fresh reference was received from the Ministry seeking reconsideration of the advice tendered earlier. The Commission observed that they had earlier considered the case in depth and arrived at a judicious conclusion based on the totality of facts and circumstances of the case and no other new fact/evidence having a bearing on the case has been brought forward by the Ministry which may warrant reconsideration of the earlier advice. Accordingly, advice of the Commission was communicated to the Ministry in March, 2007

reiterating their earlier advice.

9.3 In April, 2008, the Ministry passed an order imposing the penalty of "withholding of one (next) increment for one year without cumulative effect" in disagreement with the advice of the Commission.

9.4 Since the order passed by the Government is not in accordance with the advice of the Commission, this has been treated as a case of non-acceptance to the Commission's advice.

Action under rule 9 of the CCS (Pension) Rules, 1972 against an officer belonging to General Central Services

10.1 Disciplinary proceedings were instituted against an officer belonging to Ministry of Finance under Rule 14 of CCS(CCA) Rules, 1965 on the charge that (i) he obtained a false community certificate from State Government authorities and made false claim before the I.T. Department that he belongs to the "Kattu Naikken" community which is a Scheduled Tribe and (ii) obtained false community certificates in favour of his daughters and son. The inquiry officer held the charges as proved. During the pendency of the disciplinary proceedings the charged officer retired on attaining the age of superannuation and the proceedings were deemed to be under Rule 9 of the CCS (Pension) Rules, 1972. In January, 2005 a reference was received from the Ministry of Finance seeking advice of the Commission in the matter along with a tentative decision of the Finance Minister to impose cut in the entire pension and gratuity of the charged officer on permanent basis. The Commission after careful consideration of all facts and circumstances of the case observed that both the charges are proved as held by the inquiry officer and accepted by the DA. In the light of the above, the Commission considered that the ends of justice would be met in this case if the penalty of 1/3rd (one-third) cut in the monthly pension is imposed on the charged officer on permanent basis. Accordingly, advice of the Commission was communicated to the Ministry on June 21, 2006.

10.2 In December, 2006 the Ministry made a fresh reference seeking reconsideration of the advice tendered earlier stating that on consideration of the advice of the Commission, the Finance Minister was of the view that since the charged officer was not

entitled to the appointment at all, the entire pension and gratuity of the charged officer should be withdrawn on permanent basis. The Commission on reconsideration of the case observed that the charged officer had performed 32 years of service in the Department and was never found wanting nor his integrity was ever commented upon adversely. Hence, it would be unjust to deny him his entire pension, which he had earned on the basis of his good work during 32 years of his service. Further, the Department had not brought out any new facts or points of law, which would call for reconsideration of the advice tendered earlier. In the light of the above the Commission reiterated their earlier advice which was communicated to the Ministry on February 8, 2007.

10.3 In January, 2008 Ministry of Finance passed an order in this case imposing 1/3rd cut in monthly pension on permanent basis and permanent withholding of 50% of gratuity payable to the charged officer in disagreement with the advice of the Commission.

10.4 Since the order passed by the Department is not in accordance with the advice of the Commission, this has been treated as a case of non-acceptance of the Commission's advice.

Promotion to the post of Additional Director General (Border Roads), Group 'A', scale of pay Rs. 22,400-24,500/- (pre-revised) in Border Roads Organization, Border Roads Development Board, Ministry of Shipping, Road Transport and Highways

11.1 A proposal for convening a DPC for promotion to the grade of Additional Director General (Border Roads), Group 'A' in the pay scale of Rs.22,400-24,500/- (pre-revised), in the Border Roads Organization, Ministry of Shipping, Road Transport & Highways, Border Roads Development Board against one vacancy for the year 2007-08 was received from the Ministry of Shipping, Road Transport & Highways.

11.2 The D.P.C. guidelines issued by the Department of Personnel & Training in O.M. No.22011/5/86-Estt(D) dated April 10, 1989, inter-alia, provide that in respect of posts, which are in the level of

Rs.12,000-16,500 and above, the bench mark should be 'Very good'. The DoP&T O.M. dated February 8, 2002 provides that the D.P.C. shall grade officers as 'Fit' or 'Unfit' with reference to the benchmark of 'Very Good'. Only those officers who are graded as 'Fit' shall be included in the select panel prepared by the D.P.C. in order of their inter-se seniority in the feeder grade. There shall be no supersession in promotion among those who are found 'Fit' by the D.P.C. in terms of the aforesaid prescribed benchmark of 'Very Good'.

11.3 The D.P.C. which met on July 27, 2007 considered five officers who comprised the zone of consideration for one vacancy pertaining to the year 2007-08. The D.P.C. undertook an objective assessment on the basis of the service records and with particular reference to the confidential reports for the last five years, i.e., from 2001-02 to 2005-06 in terms of DoP&T O.M. No.22011/9/98-Estt.(D) dated September 8, 1998 read with subsequent O.M.

dated June 16, 2000 and recommended the senior-most officer in the feeder category for promotion.

11.4 The Ministry of Shipping, Road Transport & Highways, Border Roads Development Board intimated that the A.C.C. had not approved the name of the senior-most officer recommended by the D.P.C. for promotion taking into account that he had below "Very Good" level A.C.Rs. for 25 months, during the reckonable period of five years.

11.5 The Ministry of Shipping, Road Transport & Highways, Border Roads Development Board, therefore, did not issue promotion orders promoting the officer recommended by the duly constituted Departmental Promotion Committee. The Commission is of the view that this is a violation of the instructions/guidelines issued by the Government itself in the Department of Personnel and Training. The Commission, therefore, consider this as a case of non-acceptance of their advice.

Miscellaneous**Chapter
11****Right to Information Act**

1. The Right to Information Act, 2005 came in to effect from October 12, 2005. As per RTI Act, 2005, the Union Public Service Commission is covered under clause 2(h) of the Act as a 'Public Authority'. Accordingly, the Commission as a responsible "Public Authority" has taken appropriate action in this regard. Commission has appointed 17 CPIOs and nine Appellate Authorities for handling the requests received from information seekers.

2. As proactive measures, the following information have been uploaded in the UPSC website: -

- (a) Organization chart of the UPSC
- (b) List of CPIOs/Appellate Authorities
- (c) List of officers on central deputation
- (d) Information to Central Information Commission
- (e) Details of Appropriation - U.P.S.C. (Charged)

3. The position of applications and appeals received and disposed off is as under:

S. No.	Particulars	Number
1	(a) Total number of RTI applications received during the year 2008-09	1,523
	(b) Total number of applications disposed off during the year 2008-09	1,523
2	(a) Total number of RTI appeals received during the year 2008-09	220
	(b) Total number of RTI disposed off during the year 2008-09	220

Implementation of the judgements/orders of the Central Administrative Tribunal

4. In matters relating to disciplinary cases filed in CAT, the Commission is generally a proforma

respondent and in the CAT cases relating to promotion/deputation, the Commission acts only as an Advisory body, and the concerned Ministries/ Departments/ State Governments who are the main respondents are responsible for implementation of the judgements/orders of the CAT. However, we have received 40 judgements/orders of the CAT during the period from April 1, 2008 to March 31, 2009. Out of these 18 judgements/orders of the CAT have been implemented, seven judgements/orders of the CAT, have since been dismissed and 15 judgements/orders of the CAT are not implemented for different reasons and are under examination by concerned Ministries/ Departments/State Governments, who are the main respondents and will be decided by them whether to implement the judgements/orders of the CAT or not.

Foundation day of the Commission

5. 82nd Foundation Day of UPSC was celebrated on October 1, 2008. Hon'ble Chairman, Hon'ble Members and retired Hon'ble Chairmen/Members of the Commission graced the function, which was followed by a colourful cultural programme presented by talented artists from amongst staff members of the Commission and the Artists of Song and Drama Division.

Citizen's Charter

6. The Citizens Charter of UPSC has been formulated and the printed copy of the same has been released by Hon'ble Chairman in the function held on the occasion of 82nd Foundation Day of UPSC on 1.10.2008. The Citizen's Charter has also been uploaded in the website of UPSC both in English and Hindi language. The Citizen's Charter highlights the brief history, preamble, the mandate of UPSC, Method of Recruitment, National Conference of Chairmen of State PSCs, whom to contact/how to access information and lists of CPIOs etc.

U.P.S.C (Exemption from Consultation) Regulations, 1958

7. During the year 2008-09, the Commission considered 18 proposals received from the Government

seeking exemption from its purview. These were examined and observations of the Commission conveyed to the concerned Ministry/Department. List of posts/services exempted from the purview of the Commission since the issue of Union Public Service Commission (Exemption from Consultation) Regulations, 1958 is given at Appendix XLI.

Seniority and service matters

8. The Commission tendered advice in six cases relating to seniority and five cases relating to miscellaneous service matters.

National Conference of Chairpersons of State Public Service Commissions

9. 11th National Conference of Chairpersons of State Public Service Commissions was held on 8th & 9th January, 2009 at Thiruvananthapuram, Kerala. 21 Chairmen and five Members from 24 State Public Service Commissions participated and discussed a number of issues of mutual interest.

Visit by delegations

10. Hon'ble Chairmen and Members from 11 State Public Service Commissions visited the Commission on various occasions during the year and held discussions on a number of issues of mutual interest.

11. 10 Foreign delegations from Thailand, Canada, Fiji High Commission, Kenya, Bangladesh, Nepal, Tanzania, Afghanistan, Kuwait and Kazakhstan visited the Commission during the year and held discussion on various issues.

Penalties imposed on candidates for misrepresentation and other malpractices

12. During the year 2008-09, ten cases came to notice of the Commission wherein the candidates suppressed information, used unfair means, removed pages from answer book, availed excess chances and submitted fabricated documents. The Commission took serious note of such cases and after due process, imposed penalties that ranged from cancellation of candidature of candidates for a particular Examination/ Selection to debarring them from the Commission's Examinations/Selections for periods varying from 1 year to 10 years or permanently.

Records management

13. As a part of the ongoing efforts to improve Records Management, a Special Drive to record, review and weed-out unwanted records/files was

launched from November 17, 2008 to November 28, 2008 which has resulted in recording, reviewing, and weeding out of 2396, 3840 and 2245 files respectively.

Records retention schedule

14. The revised/ updated Records Retention Schedule pertaining to all branches of UPSC (2009) has been uploaded in the website of the Commission.

Publication of half-yearly Newsletter of State Public Service Commissions

15. A Half-Yearly Newsletter of Public Service Commissions for the period January to June and July to December is being printed and distributed after obtaining necessary inputs/data from State Public Service Commissions and various Branches of UPSC. The Newsletter, inter-alia, contains incumbency statement of UPSC and 28 State Public Service Commissions, appointment/ retirement of Chairman/ Members, Examinations/Recruitments held, Departmental Promotion Committee/ Selection Committee Meetings held, visit by Dignitaries etc., etc. The 53rd and 54th issues of the Newsletter were printed and distributed during 2008-09.

Computer training

16. Intermediate Level Computer Training Programme on Basics of MS Office was imparted to 150 officials of the Commission (8 batches) from January 2, 2009 to March 17, 2009. The duration of the training was for 35 hours for each batch. It was arranged by National Informatics Centre Services Incorporated, New Delhi (NICSI) through their vendor NIIT. The course contents included Windows operating system, MS Word, MS Excel, MS Power Point, Using Internet and MS Access.

Progress in use of Hindi in the office of the Commission

17. In order to ensure compliance of Official Language policy of the Central Government and to achieve the targets fixed in the Annual Programme of the implementation of Official Language, adequate arrangements have been made. For this purpose a full-fledged Hindi Branch has been set up in the Commission.

18. More than 80% staff working in the

Commission's office have acquired working knowledge in Hindi and this office has already been notified in the Gazette of India under rule 10(4) of the Official Language rules, 1976. 13 sections of the Commission have been specified to do their routine work in Hindi under rule 8(4) of the Official Language Rules, 1976. Regular inspections were conducted by the officers of Hindi Branch and they were apprised of the Official Language policy and rules. On the spot remedial measures were suggested.

19. An Official Language Implementation Committee has been constituted under the chairmanship of the Secretary and its quarterly meetings are held regularly to review the progress made in the use of Hindi in the official work of the Commission.

20. The following incentive schemes are in operation to promote the progressive use of Hindi:

- (i) Incentive scheme for the officers/employees doing original noting/drafting in Hindi in the official work.
- (ii) Incentive scheme for officers for giving dictation in Hindi; and
- (iii) Incentive scheme for conferring "RAJBHASHA AWARD" to the section in the office of Commission doing their maximum work in Hindi.

21. All the advertisements issued by the Commission for the posts and Services under Central Government were prepared and published both in Hindi and English simultaneously in the leading Newspapers of the country including "ROZGAR SAMACHAR". Information for Candidates for all the posts and services was also issued bilingually.

22. Annual Report of the Commission and 'News letter' of Public Service Commissions were prepared and printed/ published in Hindi alongwith English version simultaneously as per schedule.

23. Non-Hindi knowing officers/ employees of the Commission were nominated for Hindi Training under the Hindi Teaching scheme. During the year under review one official passed Praveen examination under Hindi Teaching Scheme. Further eleven officials have passed Hindi Typing and Hindi Stenography test, out of them seven received cash award, during the year under review.

24. Computer Hindi Typing course for officers working in the Commission was organized for 10 days in the month of June, 2008.

25. Two Hindi workshops were organised for the officers and employees of the Commission to encourage them to do their day-to-day official work in Hindi. Progress made in the use of Hindi in official work was also reviewed regularly at the monthly O&M meeting of various branches of the Commission.

26. The meeting of 'Evaluation Committee' was held on August 28, 2008 under the chairmanship of Secretary, in which awards were decided for the officers/employees and sections who do maximum official work in Hindi in the various existing incentive schemes in the Commission.

27. On the occasion of 'Hindi Day' (15th September) a Hindi Fortnight was organised from September 1, 2008 to September 15, 2008 in the Commission's office with a view to popularise use of Hindi. Various Hindi Competitions such as, Hindi noting/drafting, Hindi essay, Hindi typing, Hindi speech, Hindi quiz, Hindi poem and Hindi dictation for Non-Hindi speaking officials were conducted. The Hon'ble Chairman issued an appeal to all officers and staff to use Hindi in the official work. On September 15, 2008 the main function was organised under the chairmanship of Hon'ble Chairman Prof. D.P. Agrawal. Prizes/certificates were given to the 94 winners who participated in various competitions held during the fortnight.

Examination Reforms Branch

28. Examination Reforms Branch carries out studies on diverse aspects of the process of examinations. Detailed statistical analysis of different examinations are carried out on a regular basis to monitor the quality of test items and papers. This is to monitor the quality of test items and the effectiveness of the tests administered and to affect necessary changes and improvements in the examination methodology and selection process.

29. Socio-economic background of the candidates called for Personality Test (Interview) of the Civil Services Examination and Engineering Services

Examination are analysed to study the trends and profile of the candidates who appear for Personality Test and finally qualify these examinations.

30. Detailed analysis on community, age, gender, qualification and university-wise candidates in the Civil Services (Main) Examination, Engineering Services Examination and Indian Forest Service Examination are also done, which form a part of the Annual Report.

31. Further, the branch also monitors the progress of direct recruitment by interview and by recruitment test. It serves as a repository of vital information pertaining to previous selections through direct recruitment by interview and prepares material on the same for the Annual Report of the Commission.

Modernization of Commission's Secretariat

32. The Commission has undertaken Modernization of its Secretariat under the Plan Scheme of Department of Administrative Reforms & Public Grievances with a view to provide clean and hygienic working environment and proper space for storage of records generated on account of receipt of large number of applications and other records from various Government Departments. The modernized Sections are being provided with modular furniture with overhead storage space, tiled floor, modern lighting and compactors for storage of records. The work for modernization of 9 Sections have been taken up during 2008-09.

Changes made to improve efficiency and functioning of the Commission

33. During the year 2008-09, the following changes have been made by the Recruitment Branch to improve efficiency and functioning of the Commission:

34. As per the practice in vogue, whenever officers already working in the Government Service applied for selection by direct recruitment, the concerned Ministry/ Department had to make available the confidential reports of these candidates to the Commission before the interview for consideration to the extent these were available for making final recommendation. As it was felt that giving consideration to the confidential reports of only those

who are in Government Service and rejecting their candidature on the grounds of some adverse remarks therein is discriminatory since the Commission is unable to get similar assessment in respect of candidates who are not in Government Service. Accordingly, with a view to ensure impartiality, the practice of calling confidential reports of candidates already under Government Service was discontinued in consultation with the Department of Personnel and Training.

35. The Commission in its endeavour to minimize the time gap involved in finalization of recruitment cases, has re-fixed the normal time for disposal of recruitment cases from nine months to six months.

36. The Commission have been experiencing considerable difficulties in deciding the equivalence between different qualifications possessed by the candidates resulting in delays in finalization of recruitment proposals. To sort out the issues relating to equivalence, a committee of Hon'ble Members has been set up by the Commission. The committee have decided the question of equivalence of qualifications in the recruitment cases referred to them.

37. The Commission is taking meetings with various indenting Ministries/ Departments, periodically, to sort out the issues hampering finalization of cases pertaining to them. Milestones, both for the Commission as well as the concerned Ministries/Departments are also being fixed in consultation with these Ministries/ Departments with a view to monitor the progress made in finalization of each stage of the recruitment process and thereby ensuring faster processing of proposals. Further internal review is also being carried out continuously and cases requiring action on part of Ministries/ Departments are brought to their attention.

Blood Donation Camp

38. A Blood Donation Camp was organized by Indian Red Cross Society in the Multi-purpose Hall of the Commission on March 2, 2009. Dr. Vanshree and Dr. S.P. Jindal and their team including six others conducted the Blood Donation Camp. The camp was inaugurated by Hon'ble Chairman. Of the 51 persons who reported for blood donation, 33 persons donated blood.

Acknowledgement

The Commission would like to place on record their sincere thanks to the Ministries and Departments of Government of India, State Governments, the Administration of Union Territories, State Public Service Commissions, Universities and other Institutions for the valuable help and co-operation rendered by them, but for which it would not have been possible to discharge their Constitutional functions.

The Commission also express their deep appreciation of the hard work and efficient performance of duties by their officers and other members of the staff.

Shri Subir Dutta (Demitted office on August 16, 2008)	Chairman
Prof. D.P. Agrawal	Chairman
Ms. Parveen Talha	Member
Shri K. Roy Paul (Demitted office on June 8, 2009)	Member
Prof. K.S. Chalam	Member
Prof. E. Balagurusamy	Member
Mrs. Shashi Uban Tripathi	Member
Prof. Purushottam Agrawal	Member
Dr. K.K.Paul	Member
Lt. Gen (Retd.) Nirbhay Sharma	Member
Shri I.M.G. Khan	Member
Shri Prashanta Kumar Mishra	Member

Alok Rawat

Secretary

Union Public Service Commission

Date: 23.9.2009

Appendix I

Profiles of Hon'ble Chairman and Members of the Commission

Shri SUBIR DUTTA

Joined UPSC on July 4, 2003; Chairman of the Union Public Service Commission with effect from June 30, 2007 (AN) to August 16, 2008. A holder of M.Sc. (Physics), Shri Dutta joined Indian Administrative Service (1967 Batch) and was allotted to West Bengal Cadre. He joined the Government Service on July 25, 1968. Has served in many senior capacities in the State Government as well as the Central Government. Worked as SDM/ DM etc. for different spells at district level in Government of West Bengal (1968-1985); Posting in the State included Executive Director of West Bengal Industrial Development Corporation Limited (1985-88); Managing Director West Bengal Industrial Development Corporation Limited (1988-90); Secretary (Labour), Government of West Bengal (1995-96); Commissioner, Presidency Division Government of West Bengal (1996-97); Postings in the Central Government included Joint Secretary in Ministry of Home Affairs (1990-95); Secretary, Union Public Service Commission (1997-98); Additional Secretary, Department of Defence (1998-2000); Special Secretary & Mission Director, Technology Mission on Oil Seeds (2000); Secretary, Department of Defence Production and Supplies (2000-02); Defence Secretary (2002-03).

Professor D. P. AGRAWAL

Professor D.P. Agrawal assumed the charge of Chairman of the Union Public Service Commission with effect from August 16, 2008 (AN). Before assuming the charge of Chairman, he was Member, U.P.S.C. during the period from October 31, 2003 to August 15, 2008. Prior to this, Professor D.P. Agrawal was the founder Director of Atal Behari Vajpayee Indian Institute of Information Technology and Management (IIITM), Gwalior. IIITM was set up by Ministry of Human Resource Development in 1998 and declared by Government of India, in 2001 as a Deemed University. IIITM is a unique apex institution for producing leadership manpower in information technology and management and offers PhD, MBA, M Tech courses. The institute has already created a niche for itself in industries in India and abroad. The institute has been offering a large number of MDPs

for executives from industry, government and the corporate sector. The institute also offers consultancy to a number of industries. Under his leadership IIITM, has entered into MOUs with Institutions/Universities in the USA and Spain for joint collaboration in the areas of research, exchange programmes for faculty and students, and consultancy to companies in India and abroad. Many initiatives started by him at IIITM, Gwalior have been replicated in the country.

Professor Agrawal has been an eminent teacher, educational administrator and institution builder. He was Professor and Dean at IIT- Delhi from where, in 1994, he took over as Joint Educational Adviser (T) in the Ministry of HRD, Government of India. He has planned and developed a number of initiatives at national level in technical education, particularly in the areas of information technology and computer education. He has made substantial contribution for the development of vocational education through advice and guidance.

Professor Agrawal was National Project Director of the World Bank assisted project for strengthening technical education in India. This project covered 19 States and 590 polytechnics. He has contributed to the development of Centres for Excellence in higher technical and in polytechnic education. He was instrumental in conceptualizing a number of new institutions.

Professor Agrawal was Managing Director of Educational Consultants India Ltd. (Ed.CIL), a PSU of Government of India. He brought about major changes in work culture of this organisation, including decentralized decision making and transferring functional responsibilities to lower executives.

At IIT Delhi, Professor Agrawal held many key administrative positions including Dean of students. He was very active in academics and research too and supervised nearly 100 thesis at PhD, Masters and Undergraduate levels. He has been a consultant to a number of companies. He has been a member of Editorial Boards of National and International

journals. He attracted research funds to IIT, Delhi for his projects from Defence, DST and CSIR. His research papers have received awards from Institutes of Engineers. In addition to being a member of a number of governing bodies of institutions, Professor Agrawal is a member of a number of professional institutions and societies.

Professor Agrawal has contributed significantly to the growth of quality technical education in the country through his close interaction with AICTE. He has been Chairman of Central Regional Committee of AICTE. Currently he is the Chairman of PG Board of AICTE.

Professor Agrawal was born on 2nd October, 1949. After graduating in Engineering in 1970 from AMU Aligarh, he obtained his Ph.D from IIT, Delhi. He has been a visiting faculty at Imperial College, London and Cranfield University in UK. He has lectured in Germany and Czechoslovakia. He has led a number of delegations of the Government of India to the USA, Australia, Germany, New Zealand and Canada.

Prof. Agrawal was christened as 'Engineer of the Year 2006' by the Institution of Engineers. Hon. Fellowship Award was conferred by Indian Society for Technical Education on 14th December, 2006.

Ms. PARVEEN TALHA

Educated at Loreto Convent High School/ College, Lucknow. Did M.A. in Economics in First Division from Lucknow University. Taught in the Lucknow University from 1965 to 1969. Joined the Indian Revenue Service in 1969 and became the first ever Muslim woman to enter any Class-I Civil Service through the Civil Services examination. Held important posts in the Bombay, Kolkata and Central Excise Commissionerates. Was the Deputy Narcotics Commissioner of Uttar Pradesh. Remains till now the only woman officer to have worked in Central Bureau of Narcotics. Was competent authority from 1990-1997 to attach Property of Smugglers and Drug Traffickers.

As Director General of Training, raised the National Academy of Custom Excise and Narcotics (NACEN) to an International status by helping it become World

Custom Organisation's (WCO's) Training Institute for the Asia-Pacific Region. Introduced the Custom Department to their role in controlling the smuggling of Ozone Depleting Substances by introducing training programmes for Indian Customs Officers.

By signing an MOU with United Nations Environment Programme, helped NACEN become the only Training Academy in the ASIA PACIFIC Region to train Custom Officers of this region to control smuggling of Ozone Depleting Substances and other Environmental Crimes.

Won the President's award in 2000 for specially distinguished record of service. At the time of Deemed Retirement was the senior most woman officer in the Department of Custom & Central Excise.

First I.R.S. Officer to be appointed Member of UPSC and first ever Muslim Woman to be a Member of UPSC from September 30, 2004.

Shri K. ROY PAUL

Shri K. Roy Paul, IAS (Retd.) obtained B.Sc. (Engineering) from University of Kerala; Diploma in Trade Promotion from Helsinki School of Economics and Diploma in Export Industry Development and Trade Promotion from World Trade Institute, New York. He joined the Indian Administrative Service in 1967 and was allotted to the Bihar Cadre. During his 37 years of government service, he held a number of important and responsible executive positions in the Government of Bihar and the Government of India.

As Joint Secretary in Ministry of Information Technology (August, 1989 to October, 1994), he was mainly instrumental in unshackling the electronics sector, especially information technology, and was closely associated with the formulation of the new Computer Software Policy in 1991, which laid the foundation for the impressive growth of software export from India.

As Additional Secretary (May, 1997 to January, 2001) and Special Secretary (February, 2001 to February, 2002) in Ministry of Environment & Forests, he was able to put in place a system for transparent and

objective processing of environmental clearance for different types of projects.

As Secretary, Ministry of Civil Aviation (March, 2002 to June, 2004), he was instrumental in setting up a high level committee for drawing up a roadmap for the Indian civil aviation sector and taking other initiatives for bringing about revolutionary changes in the policy framework governing the civil aviation sector. During his tenure as Chairman of Air India, he was able to turn around the fortunes of the company. He piloted the process of amending Airports Authority of India Act to facilitate establishment of new greenfield airports in Bangalore and Hyderabad and other places.

After retirement from government service, he was appointed Chairman of the Committee to suggest measures for improving the Airport infrastructure in the country. The recommendations of Roy Paul Committee were accepted by the Government and are now under implementation. Was sworn in as Member, Union Public Service Commission on May 18, 2005.

Prof. K.S. CHALAM

Prof. K.S. Chalam is a Political Economist. He was at the Andhra University for over 30 years as Lecturer, Reader and Professor of Economics. He was the Founder Director, Academic Staff College, Andhra University in 1987, the first in the country. He was the Vice-President for Andhra Pradesh Economic Association in 1996. He is one of the authorized signatories of Indian Political Economy Association.

He served as Vice-Chancellor, Dravidian University, Kuppam, Andhra Pradesh in 2005. He was Member, Planning Board, Govt. of Madhya Pradesh during 2002-04. He had a remarkable spell as Director in Swamy Ramananda Tirtha Rural Institute, Pochampalli, Hyderabad during 1997-98.

He has published so far 20 books in English and 5 books in Telegu. About 85 research papers were published in leading Journals and more than 100 edit page articles in Telegu. Some of his important books are. 1. Finances, Costs and Productivity of Higher Education; 2. Education and Weaker Sections; 3. Performance of Academic Staff Colleges in India; 4.

Readings in Political Economy; 5. Human Development in South : The Dravidian Marvel; 6. Caste Based Reservations and Human Development in India; and 7. Political Economy of underdevelopment in Kalingdhra. These books have been published by the leading publishers in India. Besides, he is also editing as the Founder Editor of quarterly Journal "South India Journal of Social Sciences". He has a flair for interdisciplinary studies and is on the Research Advisory Committee of ICPR, UGC, NCRI, etc.

He has successfully supervised 10 Ph.D & 4 M.Phil. He has conducted 10 research projects sponsored by UGC, Government of Andhra Pradesh, DPEP, etc. Prof. Chalam has participated in 8 International Conferences. He has also attended the UN Conference on Racism at Tehran, Kathmandu, Cairo and Durban. He has travelled in about 15 countries on academic pursuits.

He is currently at the Union Public Service Commission as Member (joined U.P.S.C. w.e.f. June 1, 2005). He hails from Pathapatnam in Srikakulam district of Andhra Pradesh.

Prof. E . BALAGURUSAMY

Prof. E Balagurusamy is currently Member, Union Public Service Commission, New Delhi. He was earlier Vice-Chancellor of Anna University, Chennai - arguably the largest technological university in India (with over 245 engineering institutions under its academic guidance). He holds ME (Hons.) in Electrical Engineering and Ph.D in Systems Engineering, both from IIT, Roorkee. He is also a Fellow of Institution of Electronics and Telecommunication Engineers and a Fellow of Institution of Engineers (India).

He has devoted himself to promoting technical education, particularly computer education and training, in the country for the last three decades in all his various endeavors. His earlier assignments include distinguished stints in BHEL, HCL, Technical Teachers' Training Institute, Bhopal, Institute of Public Enterprise, Hyderabad, PSG Institute of Management, Coimbatore and Mahaveer Academy of Technology and Sciences, Bangalore.

EBG, as he is fondly referred to, was the IT Advisor to the Andhra Pradesh Government for ten years. He regarded IT as a tool for massive social and economic transformation. As an Advisor, during 1980's and early 1990's he took computer education to rural masses by setting up IT training and education centers in major towns of Andhra Pradesh. He also initiated many steps to implement IT applications in government administration and public undertakings.

He also served as a consultant to Punjab and Rajasthan Governments on Science and Technology Development.

EBG is regarded as a creator and institution builder. He has established a large number of institutions and computer centers and serves on the boards of a number of Universities and Organisations, both in India and abroad. He was one of the founders of NIIT Limited & Andhra Pradesh Technological Services Ltd. He served as a Consultant to the United Nations Industrial Development Organisation on 'Expert Systems' from 1991 to 2005.

A prolific writer, he has authored more than thirty books on IT and computers, many of them are being prescribed as texts in Universities and Colleges throughout India. His books are very popular among students and teachers alike for their unique and distinctive learning methodology and simple writing style. He is considered as the Asia's leading programming author.

Innovation is his way of life. He believes in doing things differently rather than doing different things. In all his work he has introduced new approaches, new systems and a new philosophy in imparting technical and management education. He obtained a Ph.D degree for the innovative and pioneering work on Reliability Engineering (when the subject was at its infancy) in a record time of 14 months (from IIT, Roorkee).

Prof. Balagurusamy is known for his philosophy that "skill-based teaching begin with those skilled in teaching". A strong patriot, he says that our IT talent should be retained within the country to help develop Indian industry and economy. He has always been keen on including ethics and a value based approach

to technical education and has been inculcating these into the next generation by leading an exemplary life (practices what he preaches).

A philanthropist, he has established EBG Foundation, a Charitable Trust, to serve the socially and economically deprived sections of the society. To recognize and reward talents among the young students is one of the many objectives of the Foundation.

He is a proud recipient of many awards and honours, and to cite a few: Chancellor's Best PG Student Award (1974), Khosla Research Award (1975), Distinguished Leadership Award (1988), Man of the Year Award (1992), Distinguished PSG Alumni Award (1994), World Lifetime Achievement Award (1996), Outstanding Fellow Award of Institution of Engineers (1996), Author of the Year Award (1998), Rashtria Ekta Award (1999), Vocational Excellence Award (2000), Bharat Nirman Excellence Award (2000), Bharat Vikas Award (2001), For the Sake of Honour Award (2002), Seva Ratna Award (2003), Vande Mataram Award (2004), Deed Award (2004), Higher Education and Development (Head) Award (2004), Life Achievement Award (2004), Nominated for World Technology Award (2004), Nominated for Padma Bhushan Award (2004) and (2005) by the Govt. of Tamil Nadu, Achievement Award (2004), Dr. Meghnad Saha Award (2005), Bharat Madha Fellowship (2005), and Viswa Vidyacharya, 2007.

In recognition of his accomplishments, he has been listed in the Directory of International Who's Who of Intellectuals (UK) and the Directory of Distinguished Leaders (USA).

Prof. Balagurusamy has widely travelled in India and abroad to attend meetings, seminars and conferences. His main areas of professional interest include Object-Oriented Technology, Expert Systems, Total Quality Management, Business Process Re-engineering, Technology Management, E-Business, Reliability Engineering, Management of Change and Strategic Management.

His wife, Dr. B. Sushila, a professional in Human Resources Management, ably supports EBG, in all his pursuits.

Mrs. SHASHI UBAN TRIPATHI

Mrs. Shashi Uban Tripathi, born on 6th June 1947, in New Delhi, passed her Senior Cambridge from Delhi Public School, Mathura Road, New Delhi, where she held the position of Head Girl. She went on to do her Bachelor's in English Honours from Patna Womens' College, Patna University and MA (English) also from Patna University. She is a gold medalist of the University having topped both the B.A and M.A. exams.

Mrs. Tripathi joined the IFS in 1970 and served as a career diplomat for 37 years in the Indian Foreign Service. She worked in various capacities, handling different assignments in several Indian Missions in Asia, Africa, Europe and North America. She was posted in Nepal, Afghanistan, Pakistan, Germany & Russia. She served as Ambassador of India in Poland, High Commissioner in Zimbabwe, Consul General in New York and High Commissioner in Canada. In between, she did postings at Headquarters in New Delhi - first as Under Secretary, then Deputy Director General of the Indian Council for Cultural Relations and finally as Secretary (West) in the Ministry of External Affairs.

At present, Mrs. Tripathi is a Member of the Union Public Service Commission w.e.f. 17th May 2007.

Mrs. Shashi Tripathi is a woman of many interests and fluent in a number of Indian and foreign languages. She is married to Mr. Mani Lal Tripathi, who retired as the Ambassador of India to Japan in April 2006. They have two children.

Prof. PURUSHOTTAM AGRAWAL

(b. 1955 at Gwalior, India), Graduation (1974 - Maharani Laxmi Bai College, Gwalior, Madhya Pradesh), MA (Political Science, 1977 - Jiwaji University, Gwalior, Madhya Pradesh), MA (Hindi Literature, 1979 - Jawaharlal Nehru University, New Delhi), Ph.D (Hindi Literature, 1985, 'The Social Meaning of Kabir's Bhakti'; Jawaharlal Nehru University, New Delhi).

Formerly Chairperson, Center of Indian Languages, School of Language, Literature and Culture Studies, Jawaharlal Nehru University, New Delhi; Chief Advisor, Hindi Textbooks (classes VI-XII), NCERT,

New Delhi (2005-07), Prof. Agrawal taught at Ramjas College, University of Delhi (1982-90), edited and published "Jigyasa", an inter-disciplinary academic journal (1983-84), served as Associate Professor, Center of Indian Languages, JNU (1990-2003). Professor of Hindi Literature, Center of Indian Languages, School of Languages, Literature and Culture Studies (SLLCS), JNU (2003-07).

He served as British Academy Visiting Professor at Faculty of Oriental Studies, Cambridge University and as Fellow of Wolfson College, Cambridge University, United Kingdom in 2002. Conducted two seminars on the "Identity discourses in the current Indian politics" at the Center of South Asian Studies, Cambridge University. Also served as Visiting Professor at El Colegio de Mexico (National College of Mexico, Mexico City) during May-July 2002. Conducted four seminars on the themes of culture and history of Indian people. In Nov.-Dec.2004, during an academic tour of the United States of America, Prof. Agrawal lectured at the Columbia University, New York; Emory University, Atlanta; Rice University, Houston. The Halle Institute of the Emory University organized a luncheon meeting in his honor, where he spoke on the post-election political scene in India.

Prof. Agrawal won Devi Shankar Awasthy Samman for "Teesra Rukh", 1996, and Mukutdhar Pandey Samman for "Sanskriti: Varchswa aur Pratiroadh", 1997. Some of the books written by Prof. Agrawal are Kabir: Sakhi aur Sabad (A collection of Kabir's poetry with an analytical introduction), Shivdan Singh Chauhan (A monograph in "Makers of Indian Literature" series published by Sahitya Akademi, Delhi), Majbooti Ka Naam Mahtma Gandhi (published version of annual Gandhi Lecture, organized by Gandhi Peace Foundation, Delhi), Nij Brahma Vichhar: Dharma Samaj aur Dharmetar Adhyatma (Essays on religion, spirituality and philosophy), Vichar ka Ananta (a collection of theoretical and cultural essays), Teesra Rukh (A collection of literary and cultural essays), Sanskriti: Varchswa aur Pratiroadh (a collection of cultural and political essays) Hindi Nai chaal mein Dhali (edited proceedings of the international symposium organized in Patna, India on the evolution of modern Hindi)

Prof. Agrawal contributes regularly to academic journals and popular magazines on wide-ranging issues of culture, literature and current affairs. Numerous articles both in Hindi and English have been published in academic journals, popular magazines and newspapers over the last twenty-five years. He has reviewed several books in English and Hindi for Seminar, Studies in History, The Book Review, Biblio, Alochana, Hans, Kathadesh, Vasudha etc.

Prof. Agrawal served as Member in several Board of Studies; Academic, Research and Governing Council of important Universities of the Country. In many international conferences and academic events, he delivered various keynote address, presented papers, delivered lectures, spoke on important themes besides organizing an international conference on 'Evolution of Hindi'.

An active social activist and consultant, Prof. Agrawal served as chief advisor (2003-06) of the 'Peaceful co-existence in South Asia' project of the Aman Trust, Delhi. As a consultant to Oxfam, India (1998-2002), he had organized inter-faces of scholars, creative artists and social activists as part of the Violence Amelioration and Mitigation Project (VMAP). Of particular value have been the interfaces between Kabir-panthis and the scholars of Kabir, and conferences on the question of social identities and a dialogue on Spirituality without Religion. His writings have been included in a course 'Public intellectuals of India' offered by the College of Mexico, Mexico City.

Member, Union Public Service Commission, New Delhi since July 2, 2007.

Dr. K.K. PAUL

An M.Sc (Hons) and a Ph.D in Chemistry from Panjab University, Dr. Krishan Kant Paul joined IPS in 1970 and was allocated to the UT (AGMUT) Cadre. He was amongst the first Ph.Ds in Police Service. In the context of his research work in Chemistry, he has over 20 papers published in international scientific journals of repute. He has maintained his touch with the academics and continued to write on various matters of topical interest. One of his Columns "Brass Tacks" appeared regularly in "The Tribune" and was widely read.

Dr. Krishan Kant Paul, while in the UT Cadre remained posted in A&N Islands and later as the Chief of Police in Arunachal Pradesh. He also had tenures in the Central Intelligence Agencies. While posted in Delhi, he had wide ranging experience of urban policing and was involved in handling some mega events like the Asian Games in 1982, followed by NAM and CHOGM in 1983.

Dr. Paul is credited with introduction of several new technologies in policing in Delhi and making Delhi Police into one of the most modern police forces in the country. He has had one of the longest ever tenures in Delhi as Commissioner of Police and introduced several innovative measures for the benefit of the common man. "Citizens First" was made into a guiding principle to focus on the service aspect of policing. Community policing initiatives were placed on a firm footing giving the force an orientation of a service organization rather than merely being a law and order force. In this context several pro-active policing measures were taken up.

Considering the significance of modernization and transparency, the Arms Licensing Branch of Delhi Police was modernized and was able to get an ISO certification. The recruitment process in Delhi Police has also been standardized and won an ISO certification. Procurement Wing of Delhi Police and some sections of Traffic Police have also been able to get an ISO certification. All the Police Stations were computerized and networked in a record time. A special scheme "Parivartan", to fight crimes against women was initiated which won international acclaim. The prestigious "Weber Savvy" award for Community Policing and Law Enforcement was also won by Delhi Police during his tenure. Amongst the other modernization efforts were the computerization of fingerprints and intensive use of CCTV cameras for security in public places and for management of traffic. Networking of Traffic signals through computers was also achieved.

He is the recipient of several commendations and appreciations from the Government, besides "Kathin Seva Padaks" and with Bar, President's Police Medal for Distinguished Services and Police Medal for Meritorious Services besides the Internal Security Medal.

He has joined as Member of Union Public Service Commission on July 26, 2007.

Lt. Gen. (Retd.) NIRBHAY SHARMA

One of the most distinguished and decorated Field Commanders of the Indian Army. Has done most of Command and Staff assignments dealing with either J&K or North Eastern States, the last assignment being a Corps Commander and Security Advisor to Government of J&K from 2003 to 2005. During this period, his landmark contribution in fighting the ongoing proxy war in Kashmir is well known. Apart from brilliantly directing and coordinating anti-terrorists operations of over one lakh elements of security force, it also included construction of anti-infiltration obstacle system along the LOC, opening Road Uri-Muzaffarabad as also construction of 'AMAN SETU' and earlier having raised a Division size Force during 'OP VIJAY' in 1999, all in a record time. His slogan of "Jawan aur Awam aman hai Mukam" and its manifestation on ground has brought in a new approach and momentum to the ongoing peace process in Kashmir.

Fought 1971 War on the Eastern Front as a part of Airborne Assault Group, which was the first Indian Army Unit to enter Dacca. In 1980s and 90s, apart from commanding the battalion on the China border in Arunachal Pradesh and being part of Sino-Indian Joint Working Group, also coordinated all counter-insurgency actions in the North East with various civil agencies, inter-ministerial groups and specialist delegations on behalf of the Army Headquarters. The peace process with Naga rebels also commenced during this period. Close interaction with the representatives of the armies and governments of Nepal, Bhutan, Myanmar and Bangladesh for effective border management and formulation of joint strategies to combat militancy, anti national/criminal/hijacking activities were also part of his charter during this period.

Handled the Perspective Planning desk in the Army HQ from 2001 to 2003 and headed a Study on Restructuring of Army HQ, as also assisted in drafting 'Army Vision 2020'. Retired as Master General of Ordnance in October 2006, wherein his stamp of dynamism is very distinctly seen in the field of

material management of 1.2 million strong Indian Army, with varied and complex inventory costing over Rs. 50,000 Crores and the Annual Revenue Budget of Rs. 6000 Crores.

Member, Union Public Service Commission since May 7, 2008.

Shri IDREES MOHAMMAD GHANI KHAN

Born on July 2, 1948 at Rampur, U.P. An alumnus of La Martiniere College, Lucknow and the Aligarh Muslim University from where he did his M.Sc. (Geology). After a brief stint as Management Trainee in Indian Oil Corporation, joined Indian Postal Service (Group 'A') in 1970 and has experience of serving at all hierarchal levels of Department of Posts in various parts of the country in different capacities. Also served other Department and Organizations on deputation including the Lal Bahadur Shastri National Academy of Administration, Mussoorie (as Deputy Director, Senior) UPSC (as Additional Secretary), and M/o Personnel PG & Pensions (as Additional Secretary). While in UPSC served as Member Secretary, Civil Services Examination Reforms Committee headed by Prof. Y.K. Alagh and also worked for bringing in significant changes and reforms in the examination systems collectively known as the "Sampera" Scheme.

Appointed Secretary, Department of Posts, Director General (Posts) and Chairman, Postal Services Board on 1st January 2007 charged with steering the Department through its most challenging phase of transformation through technology induction, development and business orientation. Joined the Union Public Service Commission as Member on 9th June, 2008.

Shri PRASHANTA KUMAR MISHRA

Hailing from the Village Athamalik (Orissa) Shri Prashanta Kumar Mishra had his schooling upto High School in a rural environment. He was a brilliant student holding National scholarship all through his academic career. He graduated in Political Science (Hons.) from Ravenshaw College, Cuttack, the most prestigious institution of Orissa. While pursuing his Masters Degree in Political Science in Vani Vihar, Utkal University he was first selected in Allied

Service (Indian Railway Traffic Service) and thereafter in Indian Administrative Service.

Since his selection in the IAS in 1972, he held several prominent positions both in the State of Uttar Pradesh and Government of India. In the Government of Uttar Pradesh he worked as District Magistrate, Commissioner (Trade Tax) and Secretary in the departments of Institutional Finance, Panchyat, Science & Technology, Department of Cooperation etc. and the Chief Executive of NOIDA and Commissioner, Meerut Division. He worked as Principal Secretary, Public Sector Enterprises, Food & Civil Supply and Principal Secretary and Commissioner, Welfare, U.P.

At the Government of India level, he held the positions such as Director, Youth Affairs, Director General, Nehru Yuva Kendra Sangthan, Managing Director of N.C.D.C., Chairman, India Potash Ltd., Director on the Board of IFFECO, KRIBHCO and Central Ware Housing Corporation, Additional Secretary, Ministry of Defence, Additional Secretary - Special Secretary and Financial Adviser, Ministry of Civil Aviation, Ministry of Tourism, Ministry of Environment & Forests and Department of Culture, Director on the Board of Indian Airlines, Air India, Hotel Corporation of India and ITDC, Secretary Parliamentary Affairs and Secretary, Official Language.

Before taking over as Member, Union Public Service Commission in August 2008, he worked as Chief Secretary, Government of Uttar Pradesh from July, 2007 to May 2008.

Among his various achievements as a bureaucrat the most important are as follows:

Got best District Magistrate's and Collector's Award in mobilizing small savings.

As Managing Director, National Cooperative Development Corporation (NCDC), the disbursement of development loan and the profit went up many times

As Chairman, India Potash Ltd., the institution staged a comeback from a losing concern to a profit making institution

Had been Chairman of the Regional Network for Development of Agricultural Cooperatives in the Asia and the Pacific Region (NEDAC) of the FAO from November 1999 to September 2001 and held the position of Co-Chairman of NEDAC (FAO) from 2001 to 2003

As Chief Secretary, Uttar Pradesh, new innovations were made in various sectors

Wrote a book titled "EK DRISTIKON" in the year 1996 highlighting the importance of moral values vis-à-vis daily living and the potential growth of a human being towards the oneness of his being

Presented various papers in international/national Workshops and Seminars

In his long career in IAS spanning over 36 years, he worked for the Nation with utmost sincerity, honesty and integrity.

Appendix II

(Vide Chapter 3, 4 & 6)

Recommendations made by the Commission - Relating to suitability of candidates/ officials

S. No.	Particulars	No. of posts/candidates finalized during		Percent variation
		2008-09	2007-08	
1.	Direct recruitment by interview	1,016	509	+ 99.61 %
	a) Engineering posts	317	78	+ 306.41 %
	b) Medical posts	203	304	- 33.22 %
	c) Scientific & Technical posts	209	65	+ 221.54 %
	d) Non-Technical posts	287	62	+ 362.90 %
2.	Recruitment by examination	4104	# 2889	+ 42.05 %
	a) Civil posts/services	2567	1466	+ 75.10 %
	b) Defence services	1537	1423	+ 8.01 %
3.	Appointment by regularisation/upgradation	142	8	+1675 %

Note: In addition to above, this year 51 candidates were recommended in Central Police Forces (Assistant Commandants) Examination, 2006 through Reserve List released on July 24, 2008 and 54 candidates were recommended in Engineering Services Examination - 2006 through Reserve List released on August 19, 2008.

One recommended OBC candidate of Engineering Services Examination - 2006 reported medically unfit by Ministry of Railways.

Appendix III

(Vide Chapter 11)

Recommendations made by the Commission - Relating to recruitment rules, service matters etc.

S. No.	Particulars	No. of cases		Percent variation
		2008-09	2007-08	
1.	Service matters	5	25	- 80 %
2.	Determination of seniority (No. of cases)	6	4	+ 50 %

Annual Report 2008-09

Appendix IV

(Vide Chapter 1 & 3)

Recruitment by examinations - Details of recommendations made during the year 2008-09 for Civil Posts/Services

Particulars	No. of posts	No. of candidates			Recommended	RPR
		Applied	Appeared	Interviewed		
(a) Examinations held during the year						
Civil Services (P) Examination, 2008	-	3,25,433	1,67,035	NA	NA	NA
Civil Services (Main) Examination, 2008	-	11,669	11,330	-	-	-
Indian Forest Service Examination, 2008	85	32,872	7,659	230	£84	0.99
Engineering Services Examination, 2008	-	65,156	21,753	-	-	-
Indian Economic Service/ Indian Statistical Service Examination, 2008	-	3,958	-	-	-	-
Geologists' Examination, 2008	-	3,359	1,553	-	-	-
Central Police Forces (Assistant Commandants) Examination, 2008	-	68,088	38,106	-	-	-
Combined Medical Services Examination, 2009	-	29,096	-	-	-	-
(b) Results Declared During the Year Based on Examinations Held in Previous Years						
Civil Services (Main) Examination, 2007	734	9,158 *	8,886 *	1,883	638 \$	0.87
Indian Forest Service Examination, 2007	40	31,887 *	7,696 *	128 *	40	1.00
Engineering Services Examination, 2007	352	53,711 *	17,239 *	943	304 \$	0.86
Indian Economic Service/ Indian Statistical Service Examination, 2007	33	4,038 *	1,077 *	65	29 @	0.88
Geologists' Examination, 2007	175	2,687 *	987	523	175	1.00
Central Police Forces (Assistant Commandants) Examination, 2007	413	74,368 *	41,130 *	924	366 \$#	0.89
Combined Medical Services Examination, 2008	615	25,519 *	14,775	1,537	556 \$	0.90
Section Officers'/Stenographers' (Grade'B'/Grade-I) Limited Departmental Competitive Examination, 2005	576	1,851 *	1,266 *	740	375 @	0.65
TOTAL	3,023	5,39,631	2,63,198	6,845	2,567	0.85

NA Not applicable.

-- Information not yet available.

£ Result of one candidate withheld.

* Information already furnished in last report, figures are not included in the total.

\$ Reserve List yet to be released, vacant post will be filled through Reserve List.

@ Adequate No. of candidates did not qualify the standard fixed.

08 vacancies remained unfilled because these candidates who were in recommending zone and had been declared either unfit or temporary unfit were not declared successful in the review medical examination. 02 candidates who were less recommended will also be recommended alongwith 37 candidates through Reserve List.

Appendix V

(Vide Chapter 1 & 3)

Recruitment by examinations - Details of recommendations made during the year 2008-09 for Defence Posts/Services

Particulars	No. of posts	No. of candidates			Recommended \$	RPR
		Applied	Appeared	Interviewed		
(a) Examinations held during the year						
National Defence Academy & Naval Academy Examination, (I), 2008	335	177922	88676	3480	456	1.36
National Defence Academy & Naval Academy Examination, (II), 2008	-	106346	46010	-	-	-
Combined Defence Services Examination, (II), 2008	-	53794	30945	-	-	-
Combined Defence Services Examination, (I), 2009	-	63824	-	-	-	-
(b) Results declared during the year based on examination held in previous year						
National Defence Academy & Naval Academy Examination, (II), 2007	335	105291 *	48810 *	3626	292	0.87
Combined Defence Services Examination, (II), 2007	527	53868 *	30272 *	9320	448	0.85
Combined Defence Services Examination, (I), 2008	512	51002 *	29352	5618	341	0.67
Total	1709	401886	194983	22044	1537	0.90

-- Information not yet available.

* Information already furnished in the last Report, figures are not included in the total.

\$ No. of actual heads recommended.

Appendix VI (Vide Chapter 3)
Examinations conducted by the Commission in the year 2008-09

S. No.	Name of Examinations	No. of posts	Number of applicants				Number of candidates who actually appeared				Number of candidates interviewed/whose service records were evaluated				Number of candidates recommended for appointment			
			Total	SC	ST	OBC	Total	SC	ST	OBC	Total	SC	ST	OBC	Total	SC	ST	OBC
(1)	(2)	(3)	(4)	(5)	(6)	(7)	(8)	(9)	(10)	(11)	(12)	(13)	(14)	(15)	(16)	(17)	(18)	(19)
1.	Civil Services (Preliminary) Examination, 2008*	--	325433	88853	35312	95882	167035	44444	16742	51891	NA	NA	NA	NA	NA	NA	NA	NA
2.	Civil Services (Main) Examination, 2008	--	11669	1826	840	4432	11330	1761	795	4309	--	--	--	--	--	--	--	--
3.	Indian Forest Service Examination, 2008	85	32872	8161	3992	8680	7659	1634	836	2280	230	36	17	89	84	14	06	33
4.	Engineering Services Examination, 2008	--	65156	13421	4631	18917	21753	4030	1583	6642	--	--	--	--	--	--	--	--
5.	Indian Economic Service/Indian Statistical Service Examination, 2008	--	3958	668	285	1005	--	--	--	--	--	--	--	--	--	--	--	--
6.	Geologists' Examination, 2008	--	3359	594	228	998	1553	262	96	450	--	--	--	--	--	--	--	--
7.	National Defence Academy and Naval	335	177922	20382	5039	58517	88676	8379	2420	28984	3480	151	16	739	456	15	2	67

S. No.	Name of Examinations	No. of posts	Number of applicants				Number of candidates who actually appeared				Number of candidates interviewed/whose service records were evaluated				Number of candidates recommended for appointment				
			Total	SC	ST	OBC	Total	SC	ST	OBC	Total	SC	ST	OBC	Total	SC	ST	OBC	
(1)	(2)	(3)	(4)	(5)	(6)	(7)	(8)	(9)	(10)	(11)	(12)	(13)	(14)	(15)	(16)	(17)	(18)	(19)	
	Academy Examination, (I), 2008																		
8.	National Defence Academy and Naval Academy Examination, (II), 2008	--	106346	11055	2879	32923	46010	3884	927	13902	--	--	--	--	--	--	--	--	
9.	Combined Defence Services Examination, (II), 2008	--	53794	5613	2378	12397	30945	2546	1115	7168	--	--	--	--	--	--	--	--	
10.	Combined Defence Services Examination, (I), 2009	--	63824	6960	2522	15961	--	--	--	--	--	--	--	--	--	--	--	--	
11.	Combined Medical Services Examination, 2009	--	29096	4449	1940	8452	--	--	--	--	--	--	--	--	--	--	--	--	
12.	Central Police Forces (Assistant Commandants) Examination, 2008	--	68088	12519	8193	21145	38106	6095	4077	12628	--	--	--	--	--	--	--	--	
TOTAL			420	941517	174501	68239	279309	413067	73035	28591	128254	3710	187	33	828	540	29	08	100

* REMARKS:11,849 candidates qualified for the Civil Services (Main) Examination, 2008

-- Information not available at present.

NA Not Applicable

\$ Result of one candidate withheld.

Appendix VII (Vide Chapter 3)

Examinations conducted by the Commission in the year 2007-08, but completed/finalised in 2008-09

S. No.	Name of Examinations	No. of posts	Number of applicants				Number of candidates who actually appeared				Number of candidates interviewed and/or whose service records were evaluated				Number of candidates recommended for appointment			
			Total	SC	ST	OBC	Total	SC	ST	OBC	Total	SC	ST	OBC	Total	SC	ST	OBC
(1)	(2)	(3)	(4)	(5)	(6)	(7)	(8)	(9)	(10)	(11)	(12)	(13)	(14)	(15)	(16)	(17)	(18)	(19)
1.	Civil Services (Main) Examination, 2007	734	9158*	1409*	780*	3438*	8886*	1362*\$	740*\$	3327*\$	1883	295	135	654	638	109	53	190
2.	Indian Forest Service Examination, 2007	40	31887*	8244*£	3520*£	8420*£	7696*	1757*	798*	2204*	128*	19*	09*	49*	40	06	03	15
3.	Engineering Services Examination, 2007	352	53711*	11583*	4013*	14831*	17239*	3522*	1259*	5109*\$	943	159	72	327	304	52	24	89
4.	Indian Economic Service/Indian Statistical Service Examination, 2007	33	4038*	725*	294*	931*	1077*	164*	55*	254*	65	07	02	25	29	03	01	12
5.	Geologists' Examination, 2007	175	2687*	453*	167*	717*	987	179	67	304	523	111	46	215	175	38	15	63
6.	National Defence Academy and Naval Academy Examination, (II), 2007	335	105291*	11206*	2680*	32637*	48810*	4390*	959*	14593*	3626	153	26	739	292	19	06	65

S. No.	Name of Examinations	No. of posts	Number of applicants				Number of candidates who actually appeared				Number of candidates interviewed and/or whose service records were evaluated				Number of candidates recommended for appointment			
			Total	SC	ST	OBC	Total	SC	ST	OBC	Total	SC	ST	OBC	Total	SC	ST	OBC
(1)	(2)	(3)	(4)	(5)	(6)	(7)	(8)	(9)	(10)	(11)	(12)	(13)	(14)	(15)	(16)	(17)	(18)	(19)
7.	Combined Defence Services Examination, (II), 2007	527	53868*	5880*	2340*	11874*	30272*	2551*	1108*	6657*	9320	404	266	1761	448	12	09	57
8.	Combined Defence Services Examination, (I), 2008	512	51002*	5934*	2097*	11891*	29352	2733	969	6905	5618	222	124	1130	341	06	08	44
9.	Combined Medical Services Examination, 2008	615	25519*	4108*	1685*	7413*	14775	2242	961	4523	1537	192	105	579	556	89	45	169
10.	Central Police Forces (Assistant Commandants) Examination, 2007	413	74368*	13225*	8467*	22959*	41130*	6028*	4236*	13488*	924	85	55	375	366	54	29	111
11.	Section Officer/ Stenographers' (Grade 'B'/ Grade-I) Limited Departmental Competitive Examination, 2005 @@@	576	1851*	265*	55*	NA	1266*	168*	35*	NA	740	81	21	NA	375	31	20	NA
TOTAL		4312	413380*	63032*	26098*	115111*	45114	5154	1997	11732	25179	1709	852	5805	3564	419	213	815

*\$ Change in figure is due to change in Community after appearing in the exam.
 * Figures already furnished in the last Report and are not included in the total.
 *£ Change in figures as inadvertently figure of admitted candidates reported in last Report.
 @@@ Exam held in 2006-07 and completed in 2008-09.

Appendix VIII

(Vide Chapter 4)

Direct recruitment by interview - Position, at a glance, on the number of cases/posts for which requisitions were received and recommendations made during 2008-09

S. No.	Particulars	2007-08		2008-09	
		No. of cases	No. of posts	No. of cases	No. of posts
1.	Balance carried over from previous year	240	1,492	202	1,264
2.	Fresh Requisitions received	389	1,551	385	1,743
3.	Recruitment action initiated (1+2)	629	3,043	587	3,007
4.	Requisitions sent back to the Ministries/ Departments for clarifications	230	968	88	393
5.	Advertisement made for	142	506	293	1,247
6.	Requisitions cancelled after issue of advertisement	36	302	24	100
7.	Effective cases/posts for action (3 - 4 - 6)	363	1,773	475	2,514
8.	Recommendations made for	161	509 (418 candidates)	247	1,016 (865 candidates)
9.	Posts for which none of the candidates applied was found suitable	-	91	-	151
10.	Recruitment action pending at the end of the year (7 - 8)	202	1,264	228	1,498

Appendix IX

(Vide Chapter 3)

Services covered by the examinations held during 2008-09

1. CIVIL SERVICES (MAIN) EXAMINATION, 2008

For recruitment to services and posts -

- i) Indian Administrative Service.
- ii) Indian Foreign Service.
- iii) Indian Police Service.
- iv) Indian P & T Accounts & Finance Service, Group 'A'.
- v) Indian Audit and Accounts Service, Group 'A'.
- vi) Indian Revenue Service (Customs and Central Excise), Group 'A'.
- vii) Indian Defence Accounts Service, Group 'A'.
- viii) Indian Revenue Service (I.T.), Group 'A'.
- ix) Indian Ordnance Factories Service, Group 'A' (Assistant Works Manager, Non-Technical), ..
- x) Indian Postal Service, Group 'A'.
- xi) Indian Civil Accounts Service, Group 'A'.
- xii) Indian Railway Traffic Service, Group 'A'.
- xiii) Indian Railway Accounts Service, Group 'A'.
- xiv) Indian Railway Personnel Service, Group 'A'.
- xv) Post of Assistant Security Officer in Railway Protection Force, Group 'A'.
- xvi) Indian Defence Estates Service, Group 'A'.
- xvii) Indian Information Service (Junior Grade), Group 'A'.
- xviii) Indian Trade Service, Group 'A' (Grade-III)
- xix) Armed Forces Headquarters Civil Service, Group 'B' (Section Officers' Grade).
- xx) Delhi, Andaman & Nicobar Islands, Lakshadweep, Daman & Diu and Dadra & Nagar Haveli Civil Service, Group 'B'

xxi) Delhi, Andaman & Nicobar Islands, Lakshadweep, Daman & Diu and Dadra & Nagar Haveli Police Service, Group 'B'

xxii) Pondicherry Police Service, Group 'B'

2. ENGINEERING SERVICES EXAMINATION, 2008

Combined competitive examination for recruitment to services/posts -

CATEGORY I - CIVIL ENGINEERING:

GROUP 'A' SERVICES/POSTS

- i) Indian Railway Service of Engineers
- ii) Indian Railway Stores Service (Civil Engineering Posts)
- iii) Central Engineering Service
- iv) Indian Defence Service of Engineers (Civil Engineering Posts).
- v) Central Water Engineering Gr. 'A' Service (Civil Engineering Posts).
- vi) Central Engineering Service (Roads) Group-A (Civil Engineering Posts)
- vii) Assistant Executive Engineer (Civil Engineering Posts) in the Border Roads Engineering Service Gr. 'A'.
- viii) Survey of India Service Gr. 'A' (Civil Engineering Posts).
- ix) Assistant Executive Engineer (Civil) in P & T Building Works (Group 'A') Service.

CATEGORY II - MECHANICAL ENGINEERING

GROUP 'A' SERVICES/POSTS

- i) Indian Railway Service of Mechanical Engineers.
- ii) Indian Railway Stores Service (Mechanical Engineering Posts).
- iii) Central Water Engineering Gr. 'A' Service (Mechanical Engineering Posts).
- iv) Central Power Engineering Service (Mechanical Engineering Posts).

- v) Indian Ordnance Factories Service (Engineering Branch) (Mechanical Engineering Posts).
- vi) Indian Naval Armament Service (Mechanical Engineering Posts).
- vii) Assistant Executive Engineer Group 'A' (Mechanical Engineering Posts) in the corps of EME, Ministry of Defence.
- viii) Assistant Naval Stores Officer, Grade-I (Mechanical Engineering Posts) in Indian Navy.
- ix) Central Electrical & Mechanical Engineering Service (Mechanical Engineering Posts).
- x) Assistant Executive Engineer (Electrical & Mechanical) (Mechanical Engineering Posts) in Border Roads Engineering Service, Group 'A'.
- xi) Drilling Engineer (Jr.) Group 'A' in the Geological Survey of India.
- xii) Indian Inspection Service Group 'A' (Mechanical Engineering Posts).
- xiii) Indian Supply Service, Group 'A' (Mechanical Engineering Posts).
- xiv) Indian Defence Service of Engineers (Mechanical Engineering Posts).

**CATEGORY III-ELECTRICAL ENGINEERING:
GROUP 'A' SERVICES/ POSTS:**

- i) Indian Railway Service of Electrical Engineers.
- ii) Indian Railway Stores Service (Electrical Engineering Posts).
- iii) Central Electrical and Mechanical Engineering Service (Electrical Engineering Posts).
- iv) Indian Naval Armament Service (Electrical Engineering Posts).
- v) Central Power Engineering Service (Electrical Engineering Posts).
- vi) Indian Defence Service of Engineers (Electrical Engineering Posts).
- vii) Assistant Executive Engineer Group 'A' (Electrical Engineering Posts) in the Corps of E.M.E., Ministry of Defence.

- viii) Assistant Naval Stores Officer, Grade-I (Electrical Engineering Posts) in Indian Navy.
- ix) Indian Inspection Service Group 'A' (Electrical Engineering Posts).
- x) Indian Supply Service Group 'A' (Electrical Engineering Posts).

**CATEGORY IV- ELECTRONICS AND
TELECOMMUNICATION ENGINEERING:
GROUP 'A' SERVICES/ POSTS:**

- i) Indian Railway Service of Signal Engineers.
- ii) Indian Railway Stores Service (Telecommunication/Electronics Engineering Posts).
- iii) Indian Ordnance Factories Service (Engineering Branch) (Electronics Engineering Posts).
- iv) Indian Naval Armament Service (Electronics Engineering Posts).
- v) Central Power Engineering Service (Electronics & Telecommunication Engineering Posts).
- vi) Assistant Executive Engineer Group 'A' (Electronics and Telecommunication Engineering Posts) in the Corps of E.M.E., Ministry of Defence.
- vii) Engineer (GCS- Gr. 'A') in Wireless Planning and Co-ordination Wing/ Monitoring Organisation. (Ministry of Communications & I.T., Department of Telecommunications).
- viii) Assistant Naval Stores Officer Grade-I (Electronics & Telecommunication Engineering Posts) in Indian Navy.
- ix) Survey of India Service Gr 'A' (Electronics and Telecom Engineering Posts).
- x) Indian Inspection Service, Group 'A' (Electronics & Telecommunication Engineering Posts).
- xi) Indian Supply Service, Group 'A' (Electronics & Telecommunication Engineering Posts).

- 3. INDIAN FOREST SERVICE EXAMINATION, 2008**
Indian Forest Service
- 4. NATIONAL DEFENCE ACADEMY AND NAVAL ACADEMY EXAMINATION (I) & (II), 2008**
For admission to Army, Navy and Air Force Wings of the National Defence Academy and Naval Academy (Executive Branch) course.
- 5. COMBINED DEFENCE SERVICES EXAMINATION (II), 2008 and COMBINED DEFENCE SERVICES EXAMINATION (I), 2009.**
For admission to -
- i) Indian Military Academy.
 - ii) Naval Academy.
 - iii) Air Force Academy.
 - iv) Officers Training Academy, SSC Course (for Men).
 - v) Officers Training Academy, SSC Women (Non- Technical) Course.
- 6. CENTRAL POLICE FORCES (ASSISTANT COMMANDANTS) EXAMINATION, 2008**
For recruitment of Assistant Commandants (Group A) in the Central Police Forces -
- i) Border Security Force.
 - ii) Central Reserve Police Force.
 - iii) Central Industrial Security Force.
 - iv) Indo-Tibetan Border Police.
 - v) Sashastra Seema Bal.
- 7. INDIAN ECONOMIC SERVICE/INDIAN STATISTICAL SERVICE EXAMINATION, 2008**
Combined competitive examination for recruitment to Grade IV services:
- i) Indian Economic Service
 - ii) Indian Statistical Service
- 8. GEOLOGIST'S EXAMINATION, 2008.**
For recruitment to posts:
- CATEGORY-I (Posts in the Geological Survey of India, Ministry of Mines).
- i) Geologist- (Junior), Group -A.
- CATEGORY-II (Posts in the Central Ground Water Board, Ministry of Water Resources)
- i) Jr. Hydrogeologists (Scientist B), Group A
 - ii) Assistant Hydrogeologists, Group B
- 9. COMBINED MEDICAL SERVICES EXAMINATION, 2009**
Combined examination for recruitment to services/ posts:
- i) Assistant Divisional Medical Officer in the Railways.
 - ii) Assistant Medical Officer in Indian Ordnance Factories Health Service.
 - iii) Junior Scale Posts in Central Health Services.
 - iv) Medical Officers in the Municipal Corporation of Delhi.
 - v) General Duty Medical Officer in New Delhi Municipal Council.

Appendix X

(Vide Chapter 3)

Presidents of Personality Test Boards for various examinations

A. Civil Services (Main) Examination, 2007

1. Prof. D. P. Agrawal
2. Ms. Parveen Talha
3. Shri K. Roy Paul
4. Prof. K. S. Chalam
5. Prof. E. Balagurusamy
6. Smt. Shashi Uban Tripathi
7. Prof. Purushottam Agrawal
8. Dr. K. K. Paul

B. Geologists' Examination, 2007

1. Prof. K. S. Chalam
2. Prof. E. Balagurusamy
3. Smt. Shashi Uban Tripathi
4. Prof. Purushottam Agrawal
5. Dr. K. K. Paul
6. Lt. Gen. (Retd.) Nirbhay Sharma
7. Sh. I.M.G. Khan

C. Central Police Forces (Assistant Commandants) Examination, 2007

1. Ms. Parveen Talha
2. Shri K. Roy Paul
3. Prof. K. S. Chalam
4. Prof. E. Balagurusamy
5. Smt. Shashi Uban Tripathi
6. Prof. Purushottam Agrawal
7. Dr. K. K. Paul
8. Lt. Gen. (Retd.) Nirbhay Sharma
9. Sh. I.M.G. Khan
10. Sh. P. K. Mishra

D. Combined Medical Services Examination, 2008

1. Shri K. Roy Paul
2. Prof. K.S. Chalam
3. Prof. E. Balagurusamy
4. Smt. Shashi Uban Tripathi
5. Prof. Purushottam Agrawal
6. Dr. K.K. Paul
7. Lt. Gen. (Retd.) Nirbhay Sharma
8. Sh. I.M.G. Khan
9. Sh. P. K. Mishra

E. Indian Economics Service/ Indian Statistical Service Examination, 2007

1. Ms. Parveen Talha
2. Shri K. Roy Paul

F. Indian Forest Service Examination, 2008

1. Ms. Parveen Talha
2. Shri K. Roy Paul
3. Prof. K. S. Chalam
4. Prof. E. Balagurusamy
5. Smt. Shashi Uban Tripathi
6. Prof. Purushottam Agrawal
7. Dr. K. K. Paul
8. Lt. Gen. (Retd.) Nirbhay Sharma
9. Sh. I.M.G. Khan
10. Sh. P. K. Mishra

Appendix XI

(Vide Chapter 3)

Statement showing the number of candidates who appeared in Civil Services (Main) Examinations - 2007 and 2008 with literature of an Indian language/foreign language as an optional subject

S. No.	Language (Optional subject)	No. of candidates who appeared in the year			
		2007		2008	
		Paper-I	Paper-II	Paper-I	Paper-II
A - Literature of an Indian language as an optional subject					
1.	Assamese	6	6	5	5
2.	Bengali	6	6	5	5
3.	Gujarati	41	41	42	42
4.	Hindi	684	682	954	952
5.	Kannada	51	51	82	82
6.	Kashmiri	-	-	-	-
7.	Konkani	-	-	1	1
8.	Malayalam	33	33	64	64
9.	Manipuri	15	15	22	22
10.	Marathi	41	41	42	42
11.	Nepali	-	-	-	-
12.	Oriya	6	6	4	4
13.	Pali	155	153	249	248
14.	Punjabi	17	17	18	18
15.	Sanskrit	103	103	120	120
16.	Sindhi (Devnagari)	-	-	1	1
17.	Sindhi (Arabic)	-	-	-	-
18.	Tamil	262	261	224	224
19.	Telugu	118	118	142	141
20.	Urdu	21	21	29	29
21.	Dogri	1	1	1	1
22.	Maithili	7	7	25	25
23.	Santali	-	-	-	-
24.	Bodo	-	-	-	-
Total A		1567	1562	2031	2026
B - English literature as an optional subject					
Total B		24	24	40	39
C - Literature of a foreign language as an optional subject					
1.	Arabic	1	1	1	1
2.	Chinese	-	-	-	-
3.	German	-	-	-	-
4.	Persian	3	3	10	10
5.	French	2	2	-	-
6.	Russian	-	-	-	-
Total C		6	6	11	11
Total No. of candidates opting for literature of an Indian/ foreign language as an optional subject (A + B + C)		1597	1592	2082	2076
Percentage of candidates with an Indian language as an optional subject [A] in relation to the total no. of candidates appeared (8884 in 2007 and 11320 in 2008 General Studies Paper-I).		17.98% (1597)	17.91% (1592)	17.94% (2031)	17.90% (2026)

Appendix XII (Vide Chapter 3)
Comparative Statement showing the medium of writing of examination (Indian languages/English) of candidates who appeared in Civil Services (Main) Examinations - 2007 and 2008

SUBJECT	YEAR	Assamese	Bengali	Gujarati	Hindi	Kannada	Kashmiri	Malayalam	Marathi	Oriya	Punjabi	Sanskrit	Sindhi (D)	Sindhi (A)	Tamil	Telugu	Urdu	Konkani	Manipuri	Nepali	Bodo	Dogri	Santali	Maithili	English	Total No. of candidates	
1	2	3	4	5	6	7	8	9	10	11	12	13	14	15	16	17	18	19	20	21	22	23	24	25	26	27	
COMPULSORY PAPERS																											
Indian Languages	2008	25	68	65	8424	289	-	202	506	92	172	1	-	-	620	545	44	-	1	3	-	-	-	-	-	-	11057
	2007	22	64	68	6425	227	-	116	379	102	136	1	-	-	665	432	22	-	-	-	-	-	-	-	-	-	8659
ESSAY	2008	-	7	38	5082	14	-	3	93	1	2	-	-	-	98	117	7	-	-	-	-	-	-	-	5817	11279	
	2007	-	8	39	3738	5	-	-	76	-	1	1	-	-	101	84	2	-	-	-	-	-	-	-	4804	8859	
G.S.-I	2008	-	7	37	5117	14	-	3	93	1	2	-	-	-	98	119	7	-	-	-	-	-	-	-	5822	11320	
	2007	-	8	39	3751	5	-	-	76	-	1	1	-	-	101	85	2	-	-	-	-	-	-	-	4815	8884	
G.S.-II	2008	-	7	37	5105	14	-	2	93	1	2	-	-	-	98	118	7	-	-	-	-	-	-	-	5819	11303	
	2007	-	8	39	3741	5	-	-	76	-	1	1	-	-	101	84	2	-	-	-	-	-	-	-	4806	8864	
OPTIONAL PAPERS																											
Agriculture-I	2008	-	-	-	12	-	-	-	-	-	-	-	-	-	-	-	-	-	-	-	-	-	-	-	204	216	
	2007	-	-	-	12	-	-	-	1	-	-	-	-	-	-	-	-	-	-	-	-	-	-	-	208	221	
Agriculture-II	2008	-	-	-	12	-	-	-	-	-	-	-	-	-	-	-	-	-	-	-	-	-	-	-	204	216	
	2007	-	-	-	12	-	-	-	1	-	-	-	-	-	-	-	-	-	-	-	-	-	-	-	207	220	
AH&VS-I	2008	-	-	-	-	-	-	-	-	-	-	-	-	-	-	-	-	-	-	-	-	-	-	-	63	63	
	2007	-	-	-	-	-	-	-	-	-	-	-	-	-	-	-	-	-	-	-	-	-	-	-	60	60	
AH&VS-II	2008	-	-	-	-	-	-	-	-	-	-	-	-	-	-	-	-	-	-	-	-	-	-	-	65	65	
	2007	-	-	-	-	-	-	-	-	-	-	-	-	-	-	-	-	-	-	-	-	-	-	-	60	60	
Anthropology-I	2008	-	2	-	76	-	-	-	-	-	-	-	-	-	-	13	-	-	-	-	-	-	-	-	252	343	
	2007	-	2	-	62	-	-	-	-	-	-	-	-	-	1	3	-	-	-	-	-	-	-	-	215	283	
Anthropology-II	2008	-	2	-	76	-	-	-	-	-	-	-	-	-	-	13	-	-	-	-	-	-	-	-	252	343	
	2007	-	2	-	62	-	-	-	-	-	-	-	-	-	1	3	-	-	-	-	-	-	-	-	215	283	
Botany-I	2008	-	-	-	25	-	-	-	-	-	-	-	-	-	-	2	-	-	-	-	-	-	-	-	270	297	
	2007	-	2	-	20	-	-	-	-	-	-	-	-	-	1	2	-	-	-	-	-	-	-	-	234	259	
Botany-II	2008	-	-	-	24	-	-	-	-	-	-	-	-	-	-	2	-	-	-	-	-	-	-	-	269	295	
	2007	-	2	-	19	-	-	-	-	-	-	-	-	-	1	2	-	-	-	-	-	-	-	-	234	258	

SUBJECT	YEAR	Assamese	Bengali	Gujarati	Hindi	Kannada	Kashmiri	Malayalam	Marathi	Oriya	Punjabi	Sanskrit	Sindhi (D)	Sindhi (A)	Tamil	Telugu	Urdu	Konkani	Manipuri	Nepali	Bodo	Dogri	Santali	Maithili	English	Total No. of candidates		
1	2	3	4	5	6	7	8	9	10	11	12	13	14	15	16	17	18	19	20	21	22	23	24	25	26	27		
Chemistry-I	2008	-	-	-	16	-	-	-	-	-	-	-	-	-	1	1	-	-	-	-	-	-	-	-	-	103	121	
	2007	-	-	-	11	-	-	-	-	-	-	-	-	-	-	2	-	-	-	-	-	-	-	-	-	-	92	105
Chemistry-II	2008	-	-	-	16	-	-	-	-	-	-	-	-	-	1	1	-	-	-	-	-	-	-	-	-	-	103	121
	2007	-	-	-	11	-	-	-	-	-	-	-	-	-	-	2	-	-	-	-	-	-	-	-	-	-	92	105
Civil Engg-I	2008	-	-	-	-	-	-	-	-	-	-	-	-	-	-	-	-	-	-	-	-	-	-	-	-	34	34	
	2007	-	-	-	-	-	-	-	-	-	-	-	-	-	-	-	-	-	-	-	-	-	-	-	-	21	21	
Civil Engg-II	2008	-	-	-	-	-	-	-	-	-	-	-	-	-	-	-	-	-	-	-	-	-	-	-	-	34	34	
	2007	-	-	-	-	-	-	-	-	-	-	-	-	-	-	-	-	-	-	-	-	-	-	-	-	21	21	
Com. & Acy-I	2008	-	-	1	35	-	-	-	-	-	-	-	-	-	1	-	-	-	-	-	-	-	-	-	-	225	262	
	2007	-	-	2	23	-	-	-	1	-	-	-	-	-	3	-	-	-	-	-	-	-	-	-	-	205	234	
Com. & Acy-II	2008	-	-	1	35	-	-	-	-	-	-	-	-	-	1	-	-	-	-	-	-	-	-	-	-	225	262	
	2007	-	-	2	23	-	-	-	1	-	-	-	-	-	3	-	-	-	-	-	-	-	-	-	-	204	233	
Economics-I	2008	-	1	-	113	-	-	-	1	-	-	-	-	-	1	-	-	-	-	-	-	-	-	-	-	202	318	
	2007	-	-	-	85	-	-	-	1	-	-	-	-	-	1	-	-	-	-	-	-	-	-	-	-	161	248	
Economics-II	2008	-	1	-	113	-	-	-	1	-	-	-	-	-	1	-	-	-	-	-	-	-	-	-	-	201	317	
	2007	-	-	-	85	-	-	-	1	-	-	-	-	-	1	-	-	-	-	-	-	-	-	-	-	161	248	
Elect. Engg-I	2008	-	-	-	-	-	-	-	-	-	-	-	-	-	-	-	-	-	-	-	-	-	-	-	-	68	68	
	2007	-	-	-	-	-	-	-	-	-	-	-	-	-	-	-	-	-	-	-	-	-	-	-	-	25	25	
Elect. Engg-II	2008	-	-	-	-	-	-	-	-	-	-	-	-	-	-	-	-	-	-	-	-	-	-	-	-	68	68	
	2007	-	-	-	-	-	-	-	-	-	-	-	-	-	-	-	-	-	-	-	-	-	-	-	-	25	25	
Geography-I	2008	-	1	4	1426	2	-	-	27	-	-	-	-	-	41	26	2	-	-	-	-	-	-	-	-	2474	4003	
	2007	-	1	6	1007	-	-	-	20	-	-	-	-	-	44	24	-	-	-	-	-	-	-	-	-	1995	3097	
Geography-II	2008	-	1	4	1420	2	-	-	27	-	-	-	-	-	41	27	2	-	-	-	-	-	-	-	-	2467	3991	
	2007	-	1	6	1006	-	-	-	19	-	-	-	-	-	43	24	-	-	-	-	-	-	-	-	-	1992	3091	
Geology-I	2008	-	-	2	1	-	-	-	-	-	-	-	-	-	-	-	-	-	-	-	-	-	-	-	-	33	36	
	2007	-	-	-	-	-	-	-	-	-	-	-	-	-	-	-	-	-	-	-	-	-	-	-	-	24	24	
Geology-II	2008	-	-	2	1	-	-	-	-	-	-	-	-	-	-	-	-	-	-	-	-	-	-	-	-	33	36	
	2007	-	-	-	-	-	-	-	-	-	-	-	-	-	-	-	-	-	-	-	-	-	-	-	-	24	24	

SUBJECT	YEAR	Assamese	Bengali	Gujarati	Hindi	Kannada	Kashmiri	Malayalam	Marathi	Oriya	Punjabi	Sanskrit	Sindhi (D)	Sindhi (A)	Tamil	Telugu	Urdu	Konkani	Manipuri	Nepali	Bodo	Dogri	Santali	Maithili	English	Total No. of candidates	
1	2	3	4	5	6	7	8	9	10	11	12	13	14	15	16	17	18	19	20	21	22	23	24	25	26	27	
History-I	2008	-	6	14	2910	9	-	3	59	-	1	-	-	-	30	59	5	-	-	-	-	-	-	-	727	3823	
	2007	-	6	22	2298	3	-	-	50	-	1	-	-	-	34	38	2	-	-	-	-	-	-	-	-	623	3077
History-II	2008	-	6	14	2903	9	-	3	59	-	1	-	-	-	30	59	5	-	-	-	-	-	-	-	-	725	3814
	2007	-	6	22	2295	3	-	-	50	-	1	-	-	-	34	38	2	-	-	-	-	-	-	-	-	622	3073
Law-I	2008	-	-	2	114	-	-	-	-	-	-	-	-	-	4	-	-	-	-	-	-	-	-	-	-	239	359
	2007	-	-	1	84	-	-	-	-	-	-	-	-	-	2	-	-	-	-	-	-	-	-	-	-	-	184
Law-II	2008	-	-	2	112	-	-	-	-	-	-	-	-	-	4	-	-	-	-	-	-	-	-	-	-	239	357
	2007	-	-	1	84	-	-	-	-	-	-	-	-	-	2	-	-	-	-	-	-	-	-	-	-	183	270
Management-I	2008	-	-	-	-	-	-	-	-	-	-	-	-	-	-	-	-	-	-	-	-	-	-	-	-	11	11
	2007	-	-	-	1	-	-	-	-	-	-	-	-	-	-	-	-	-	-	-	-	-	-	-	-	13	14
Management-II	2008	-	-	-	-	-	-	-	-	-	-	-	-	-	-	-	-	-	-	-	-	-	-	-	-	11	11
	2007	-	-	-	1	-	-	-	-	-	-	-	-	-	-	-	-	-	-	-	-	-	-	-	-	13	14
Mathematics-I	2008	-	-	-	40	-	-	-	2	-	-	-	-	-	-	8	-	-	-	-	-	-	-	-	-	220	270
	2007	-	-	-	36	-	-	-	-	-	-	-	-	-	-	2	-	-	-	-	-	-	-	-	-	158	196
Mathematics-II	2008	-	-	-	40	-	-	-	2	-	-	-	-	-	-	8	-	-	-	-	-	-	-	-	-	220	270
	2007	-	-	-	36	-	-	-	-	-	-	-	-	-	-	2	-	-	-	-	-	-	-	-	-	157	195
Mech. Engg-I	2008	-	-	-	1	-	-	-	-	-	-	-	-	-	-	-	-	-	-	-	-	-	-	-	-	93	94
	2007	-	-	-	3	-	-	-	-	-	-	-	-	-	-	-	-	-	-	-	-	-	-	-	-	74	77
Mech. Engg-II	2008	-	-	-	1	-	-	-	-	-	-	-	-	-	-	-	-	-	-	-	-	-	-	-	-	91	92
	2007	-	-	-	3	-	-	-	-	-	-	-	-	-	-	-	-	-	-	-	-	-	-	-	-	74	77
Philosophy-I	2008	-	-	3	1806	-	-	-	6	-	-	-	-	-	-	1	-	-	-	-	-	-	-	-	-	232	2048
	2007	-	-	1	1261	-	-	-	7	-	-	1	-	-	-	-	-	-	-	-	-	-	-	-	-	212	1482
Philosophy-II	2008	-	-	3	1785	-	-	-	6	-	-	-	-	-	-	1	-	-	-	-	-	-	-	-	-	232	2027
	2007	-	-	1	1253	-	-	-	7	-	-	1	-	-	-	-	-	-	-	-	-	-	-	-	-	212	1474
Physics-I	2008	-	-	-	2	-	-	-	-	-	-	-	-	-	-	1	-	-	-	-	-	-	-	-	-	227	230
	2007	-	-	-	9	-	-	-	-	-	-	-	-	-	-	-	-	-	-	-	-	-	-	-	-	216	225
Physics-II	2008	-	-	-	2	-	-	-	-	-	-	-	-	-	-	1	-	-	-	-	-	-	-	-	-	226	229
	2007	-	-	-	9	-	-	-	-	-	-	-	-	-	-	-	-	-	-	-	-	-	-	-	-	216	225

SUBJECT	YEAR	Assamese	Bengali	Gujarati	Hindi	Kannada	Kashmiri	Malayalam	Marathi	Oriya	Punjabi	Sanskrit	Sindhi (D)	Sindhi (A)	Tamil	Telugu	Urdu	Konkani	Manipuri	Nepali	Bodo	Dogri	Santali	Maithili	English	Total No. of candidates		
1	2	3	4	5	6	7	8	9	10	11	12	13	14	15	16	17	18	19	20	21	22	23	24	25	26	27		
Pol. Sc. & IR-I	2008	-	1	4	734	2	-	-	43	-	-	-	-	-	9	1	-	-	-	-	-	-	-	-	-	512	1306	
	2007	-	-	1	510	1	-	-	31	-	-	-	-	-	7	2	-	-	-	-	-	-	-	-	-	-	385	937
Pol. Sc.& IR-II	2008	-	1	4	734	2	-	-	43	-	-	-	-	-	9	1	-	-	-	-	-	-	-	-	-	-	511	1305
	2007	-	-	1	509	1	-	-	31	-	-	-	-	-	7	2	-	-	-	-	-	-	-	-	-	-	385	936
Psycho-logy-I	2008	-	-	-	20	-	-	-	5	-	-	-	-	-	-	2	1	-	-	-	-	-	-	-	-	1030	1058	
	2007	-	-	-	13	-	-	-	5	-	-	-	-	-	1	-	-	-	-	-	-	-	-	-	-	-	980	999
Psycho-logy-II	2008	-	-	-	20	-	-	-	5	-	-	-	-	-	-	2	1	-	-	-	-	-	-	-	-	1030	1058	
	2007	-	-	-	13	-	-	-	5	-	-	-	-	-	1	-	-	-	-	-	-	-	-	-	-	-	976	995
Pub. Admn.-I	2008	-	-	7	1017	3	-	-	11	-	-	-	-	-	15	31	-	-	-	-	-	-	-	-	-	-	2081	3165
	2007	-	-	5	769	2	-	-	6	-	-	-	-	-	12	25	-	-	-	-	-	-	-	-	-	-	1699	2518
Pub. Admn.-II	2008	-	-	7	1016	3	-	-	11	-	-	-	-	-	15	31	-	-	-	-	-	-	-	-	-	-	2081	3164
	2007	-	-	5	766	2	-	-	6	-	-	-	-	-	12	24	-	-	-	-	-	-	-	-	-	-	1698	2513
Socio-logy-I	2008	-	1	6	535	1	-	-	9	1	1	-	-	-	10	-	1	-	-	-	-	-	-	-	-	-	962	1527
	2007	-	1	4	331	-	-	-	6	-	-	-	-	-	10	2	-	-	-	-	-	-	-	-	-	-	724	1078
Socio-logy-II	2008	-	1	6	534	1	-	-	9	1	1	-	-	-	10	-	1	-	-	-	-	-	-	-	-	-	961	1525
	2007	-	1	4	331	-	-	-	6	-	-	-	-	-	9	2	-	-	-	-	-	-	-	-	-	-	722	1075
Statis-tics-I	2008	-	-	-	1	-	-	-	-	-	-	-	-	-	-	-	-	-	-	-	-	-	-	-	-	-	11	12
	2007	-	-	-	1	-	-	-	-	-	-	-	-	-	-	-	-	-	-	-	-	-	-	-	-	-	8	9
Statis-tics-II	2008	-	-	-	1	-	-	-	-	-	-	-	-	-	-	-	-	-	-	-	-	-	-	-	-	-	12	13
	2007	-	-	-	1	-	-	-	-	-	-	-	-	-	-	-	-	-	-	-	-	-	-	-	-	-	8	9
Zoology-I	2008	-	1	-	54	-	-	-	-	-	-	-	-	-	-	4	-	-	-	-	-	-	-	-	-	-	413	472
	2007	-	1	1	36	-	-	-	-	-	-	-	-	-	2	4	-	-	-	-	-	-	-	-	-	-	347	391
Zoology-II	2008	-	1	-	54	-	-	-	-	-	-	-	-	-	-	4	-	-	-	-	-	-	-	-	-	-	409	468
	2007	-	1	1	36	-	-	-	-	-	-	-	-	-	2	4	-	-	-	-	-	-	-	-	-	-	347	391
Medical Sc.-I	2008	-	-	-	-	-	-	-	-	-	-	-	-	-	-	-	-	-	-	-	-	-	-	-	-	-	95	95
	2007	-	-	-	-	-	-	-	-	-	-	-	-	-	-	-	-	-	-	-	-	-	-	-	-	-	69	69
Medical Sc.-II	2008	-	-	-	-	-	-	-	-	-	-	-	-	-	-	-	-	-	-	-	-	-	-	-	-	-	96	96
	2007	-	-	-	-	-	-	-	-	-	-	-	-	-	-	-	-	-	-	-	-	-	-	-	-	-	68	68

Appendix XIII

(Vide Chapter 3)

Civil Services (Main) Examination, 2007: Profile of candidates

1. The Civil Services Examination is conducted in two successive stages viz. the Preliminary Examination and the Main Examination. The Preliminary Examination consists of two objective type papers and is meant for initial screening only. Only those candidates who qualify at the Preliminary Examination are eligible for admission to the Main Examination. The Main Examination consists of written examination of conventional type papers and an interview. Out of 3,33,680 candidates who had applied for the Civil Services (Preliminary) Examination, 2007, 3,15,389 were found eligible for appearing in the examination. However 1,61,469 candidates appeared in this examination held on May 20, 2007. On the basis of results of this examination, 9,266 (5.7%) candidates were declared qualified for taking the Main Examination. Community-wise and gender-wise details of these candidates are given in Table 1.

Table 1: Number of candidates who applied, appeared and qualified at the Civil Services (Preliminary) Examination, 2007

Community	Number of candidates								
	Applied			Appeared			Qualified		
	Male	Female	Total	Male	Female	Total	Male	Female	Total
Scheduled Castes	71,789	18,897	90,686	34,745	8,955	43,700	1,284	142	1,426
Scheduled Tribes	27,546	7,197	34,743	12,603	3,049	15,652	719	76	795
Other Backward Classes	78,103	19,739	97,842	40,159	9,578	49,737	3,233	271	3,504
General	78,905	31,240	1,10,145	37,947	14,433	52,380	3,106	435	3,541
Total	2,56,343	77,073	3,33,680*	1,25,454	36,015	1,61,469	8,342	924	9,266

* Community and gender-wise data in respect of 264 candidates, who applied but did not qualify, are not included in the break-up but included in total.

1.1 It may be seen from Table 1 that out of 3,33,680 candidates who applied for the Civil Services (Preliminary) Examination, 2007, only 1,61,469 or 48.4 percent of the candidates appeared for the written examination. In other words, 51.6 percent of the candidates did not turn up for the examination. Further, the drop-out rate among the candidates belonging to the Scheduled Tribes and General category was slightly higher compared to that of the Scheduled Castes and the Other Backward Classes.

2. Out of 9,266 candidates, 8,886 (96%) had appeared in the written part of Civil Services (Main) Examination, 2007 held in October-November, 2007. Based on the results of the written part of the Main Examination, 1,886(21%) candidates had qualified for the Interview and 1,883 candidates had appeared for the same. In terms of Rule 16 (4) of the Civil Services Examination, 638 candidates were recommended by the Commission during the year under report for appointment to the civil services against 734 vacancies. The results of the remaining 96 vacancies have not been declared till the end of the year 2008-09, pending receipt of a requisition from Department of Personnel and Training under Rule 16 (5) of the Examination. Therefore, the figure of 638 as the number of candidates recommended, has been reckoned for this study. Community and gender wise number of candidates appeared, interviewed and recommended in the Civil Services (Main) Examination, 2007 are given in Table 2.

Table 2: Number of candidates appeared, interviewed and recommended - Civil Services (Main) Examination, 2007

Community	Appeared			Interviewed			Recommended		
	Male	Female	Total	Male	Female	Total	Male	Female	Total
Scheduled Castes	1224	138	1362	249	46	295	92	17	109
Scheduled Tribes	669	71	740	113	22	135	42	11	53
Other Backward Classes	3073	254	3327	574	80	654	155	35	190
General	3026	431	3457	641	158	799	206	80	286
Total	7992	894	8886	1577	306	1883	495	143	638

3. A comparative statement, showing the number of vacancies (including those reserved for the Scheduled Castes, Scheduled Tribes and Other Backward Classes) to be filled up through the Civil Services Examination during the years 1998 to 2007 is given in Table 3.

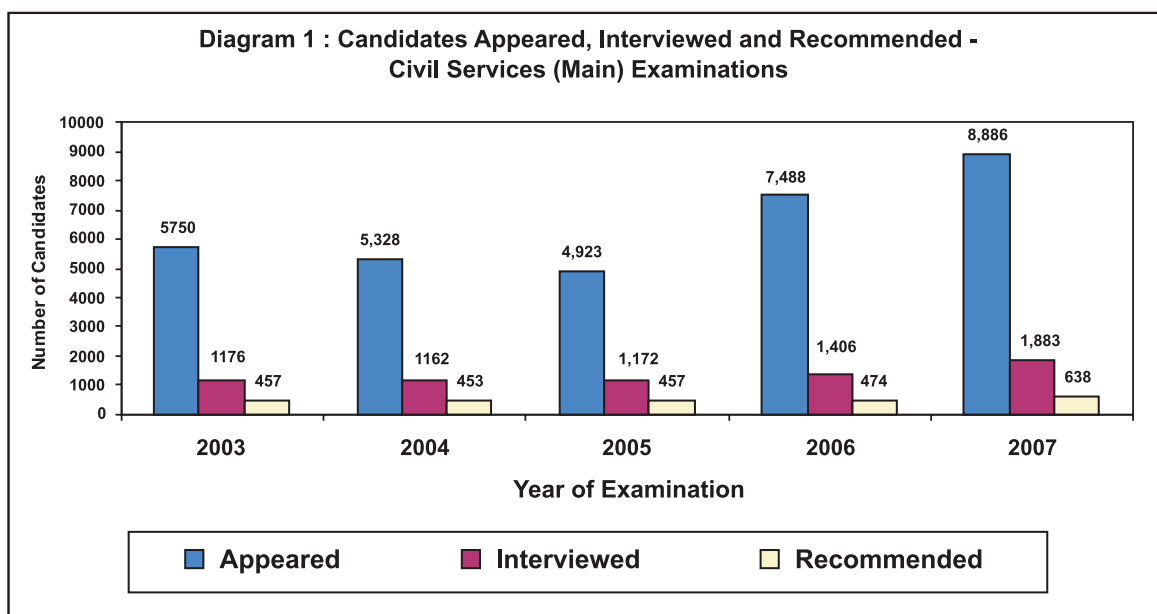
Table 3: Year-wise number of vacancies - Civil Services Examinations

Year	Number of vacancies	Year	Number of vacancies
1998	470	2003	457
1999	411	2004	453
2000	427	2005	457
2001	417	2006	533*
2002	310	2007	734\$

* Finally selection was for - 474 posts.

\$ Finally selection was for - 638 posts.

4. The number of candidates appeared, interviewed and recommended during the last five examinations are shown in Diagram 1.



Annual Report 2008-09

5. The success rate of candidates in the examination by broad stream of disciplines are given in Table 4.

Table 4: Success rate vis-à-vis broad stream of disciplines - Civil Services (Main) Examination, 2007

Educational qualification	Number of candidates		Success rate (percent)
	Appeared	Recommended	
I Bachelor degrees	4769	361	7.6
(i) Humanities	1866	108	5.8
(ii) Science	807	42	5.2
(iii) Medical Science	410	48	11.7
(iv) Engineering	1,686	163	9.7
II Higher degrees	4117	277	6.7
(i) Humanities	2934	194	6.6
(ii) Science	982	54	5.5
(iii) Medical Science	59	9	15.3
(iv) Engineering	142	20	14.1
Total	8886	638	7.2

Note: Success rate is the number of candidates recommended as a percentage of those appeared.

5.1 Thus, the success rates of candidates having higher degrees were higher than that of those with bachelor degrees in the corresponding streams of disciplines. However, in totality, the success rate of candidates having higher degrees was slightly lower than that of those with bachelor degrees.

6. The success rates of candidates in the examination by their academic qualifications (instead of broad stream of disciplines) are given in Table 5.

Table 5: Academic qualifications of candidates vis-à-vis success rate - Civil Services (Main) Examination, 2007

S. No.	Academic qualification	Number of candidates		Success rate (percent)
		Appeared	Recommended	
1	B.A./B.A.(Hons.)	1176	64	5.4
2	B.Com./B.Com.(Hons.)	365	26	7.1
3	B.Sc./B.Sc.(Hons.)/B.Pharm.	724	37	5.1
4	B.Sc.(Agri.)	64	4	6.3
5	B.E./B.Tech./B.Sc.(Engg.)/ A.M.M.I.M.	1685	163	9.7
6	L.L.B.	316	17	5.4
7	B.V.Sc. & A.H.	60	4	6.7
8	B.D.S.	36	2	5.6
9	B.C.A.	17	1	5.9
10	M.B.B.S.	275	39	14.2
11	B.I.M.S./B.A.M.S/B.U.M.S./ B.S.M.S.	37	3	8.1
12	B.H.M.	2	-	-
13	B.P.T.	1	-	-
14	M.A./M. Phil.	2676	164	6.1
15	M.Com./M.B.A./M.F.T.	242	30	12.4
16	M.Sc.	766	39	5.1
17	M.Sc.(Agri.)	161	12	7.5
18	L.L.M.	18	1	5.6
19	M.Tech.	142	20	14.1
20	M.V.Sc. & A.H.	42	6	14.3
21	M.D.	18	3	16.7
22	M.C.A.	32	2	6.3
23	Ph.D.	31	1	3.2
	Total	8886	638	7.2

6.1 Out of 31 candidates appeared having Ph.D. qualification, 25 in science, five in humanities and one in engineering discipline. It is also stated that 11 such candidates who appeared, were students of M.A./M.Tech./M.Sc./M.V.Sc. & A.H. and M.C.A. Out of them, only one candidate was recommended.

6.2 As is seen from Table 5, a total of 638 or 7.2 percent of the candidates appeared, were recommended for appointment to various civil services. Of them, 361 (57%) were graduates and 277 (43%) possessed post-graduate or higher qualifications.

7. Analysis of performance of candidates at college/university level shows that the candidates who have achieved higher level of performance in their university examination as revealed by the division obtained by them, perform better, ceteris paribus, in the competitive Civil Services Examination as is depicted in Table 6.

Table 6: Success rate of candidates by division obtained in academic qualification - Civil Services (Main) Examination, 2007

Educational qualification	Number of candidates		Success rate (percent)
	Appeared	Recommended	
First division			
1. Bachelor Degrees	2456	234	9.5
2. Higher Degrees	2259	197	8.7
Sub Total	4715	431	9.1
Other than first division			
1. Bachelor Degrees	2313	127	5.5
2. Higher Degrees	1858	80	4.3
Sub Total	4171	207	5.0
Total	8886	638	7.2

Note: The division secured in the highest degree obtained by the candidates, has been reckoned.

7.1 It is seen that 68% of recommended candidates were first division in rank while 32% candidates have obtained second or lower division at their college/university level.

8. The distribution of candidates, who appeared and were recommended for appointment and success rate by the optional subjects, is given in Table 7.

Table 7: Distribution of candidates who appeared vis-à-vis recommended by optional subjects - Civil Services (Main) Examination, 2007

S. No.	Optional subject	Number of candidates		Success rate (percent)
		Appeared	Recommended	
(1)	(2)	(3)	(4)	(5)
1	Literature of Arabic Language	1	1	100.0
2	Literature of Persian Language	3	1	33.3
3	Literature of Manipuri Language	15	4	26.7
4	Literature of English Language	25	6	24.0
5	Management	16	3	18.8
6	Literature of Assamese Language	6	1	16.7
7	Geology	25	4	16.0
8	Medical Science	69	11	15.9

Annual Report 2008-09

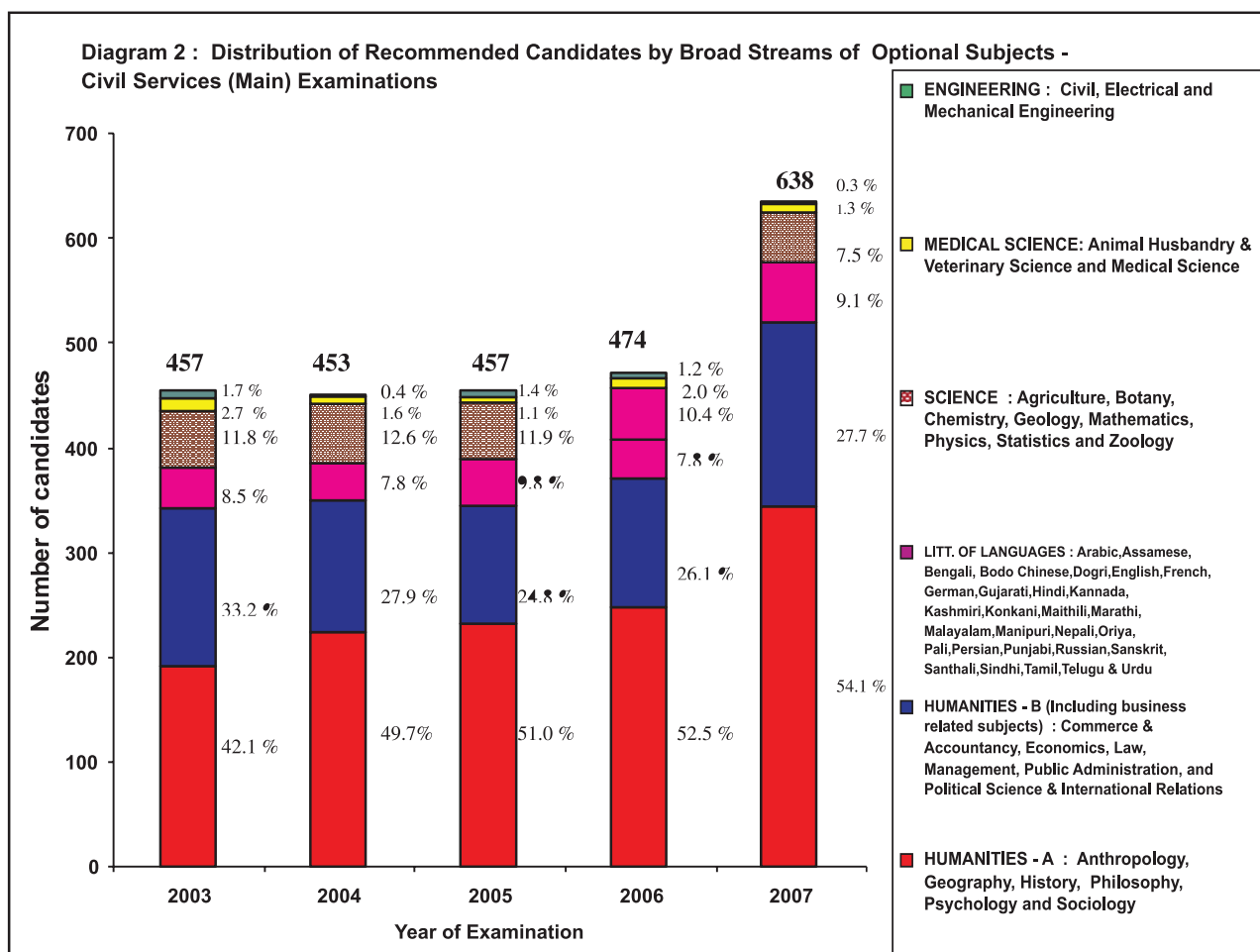
S. No.	Optional subject	Number of candidates		Success rate (percent)
		Appeared	Recommended	
(1)	(2)	(3)	(4)	(5)
9	Literature of Malayalam Language	33	5	15.2
10	Literature of Marathi Language	41	6	14.6
11	Literature of Maithili Language	7	1	14.3
12	Psychology	1009	127	12.6
13	Literature of Telugu Language	120	15	12.5
14	Commerce and Accountancy	239	29	12.1
15	Literature of Punjabi Language	17	2	11.8
16	Anthropology	289	33	11.4
17	Statistics	9	1	11.1
18	Literature of Sanskrit Language	103	11	10.7
19	Economics	251	26	10.4
20	Literature of Urdu Language	21	2	9.5
21	Sociology	1092	96	8.8
22	Public Administration	2,573	215	8.4
23	Animal Husbandry and Veterinary Science	61	5	8.2
24	Chemistry	110	9	8.2
25	Zoology	401	32	8.0
26	Electrical Engineering	27	2	7.4
27	Political Science and International Relations	958	67	7.0
28	Geography	3,123	216	6.9
29	Literature of Tamil Language	264	18	6.8
30	Agriculture	226	15	6.6
31	Botany	268	16	6.0
32	Literature of Kannada Language	52	3	5.8
33	Literature of Pali Language	156	9	5.8
34	Physics	229	12	5.2
35	Law	280	14	5.0
36	Literature of Gujarati Language	41	2	4.9
37	History	3,099	148	4.8
38	Philosophy	1,512	71	4.7
39	Literature of Hindi Language	689	28	4.1
40	Mathematics	198	7	3.5
41	Mechanical Engineering	77	2	2.6
42	Civil Engineering	22	-	---
43	Literature of Bengali Language	6	-	---
44	Literature of Oriya Language	6	-	---
45	Literature of Dogri Language	1	-	---
46	Literature of French Language	2	-	---

Note: The top ten subjects according to the success rate, where 100 or more candidates appeared, have been coloured.

8.1 The following points emerge from Table 7:

- (i) Geography was the most preferred subject among the optional subjects chosen by the candidates, followed by History and Public Administration.
- (ii) Amongst the subjects opted by 100 or more candidates, the highest percentage of successful candidates had opted for Psychology (12.6 percent) followed by literature of Telugu language (12.5 percent) and Commerce and Accountancy (12.1 percent).
- (iii) Subjects relating to Humanities including literature of languages were opted by 90.9 percent of successful candidates, Science by 7.5 percent, Medical Sciences by 1.3 percent and Engineering by 0.3 percent. Amongst the candidates recommended for appointment, the highest percentage of candidates at 47.3 percent had Humanities as academic background, followed by Engineering at 28.7 percent, Science at 15.1 percent and Medical Sciences at 8.9 percent.
- (iv) This indicates that certain number of successful candidates having academic qualifications in Engineering, Medical and Science subjects had made cross-domain shift and opted for Humanities subjects in the competitive examination.

8.2 Distribution of candidates recommended by broad streams of optional subjects chosen by them in the last five Civil Services (Main) Examinations are shown in Diagram 2.



Annual Report 2008-09

9. A disaggregated analysis of the candidates recommended for appointment shows that 109 candidates or 17.1 percent belonged to the Scheduled Castes community, 53 candidates or 8.3 percent to the Scheduled Tribes, 190 candidates or 29.8 percent to the Other Backward Classes and 286 candidates or 44.8 percent to General category. The community and age-wise break-up of the candidates recommended is given in the Table 8.

Table 8: Community, age and gender-wise distribution of candidates recommended - Civil Services (Main) Examination, 2007 [Age reckoned as on 01-08-2007]

Communi- nity	Recommended candidates			Age-group									
				21-24 years		24-26 years		26-28 years		28-30 years		30 years & above	
	M	F	T	M	F	M	F	M	F	M	F	M	F
SC	92	17	109	5	2	19	5	27	3	11	7	30	-
ST	42	11	53	4	2	2	1	10	7	11	-	15	1
OBC	155	35	190	6	7	32	9	47	8	34	5	36	6
General	206	80	286	32	14	45	24	77	32	49	10	3	-
TOTAL	495	143	638	47	25	98	39	161	50	105	22	84	7

M ⇒ Male ; F ⇒ Female; T ⇒ Total

9.1 It is seen from Table 8 that the highest percentage of candidates recommended belonged to the age group of 26-28 years (33.1 percent), followed by 24-26 years (21.5 percent), 28-30 years (19.9 percent), 30 years and above (14.2 percent) and 21-24 years (11.3 percent).

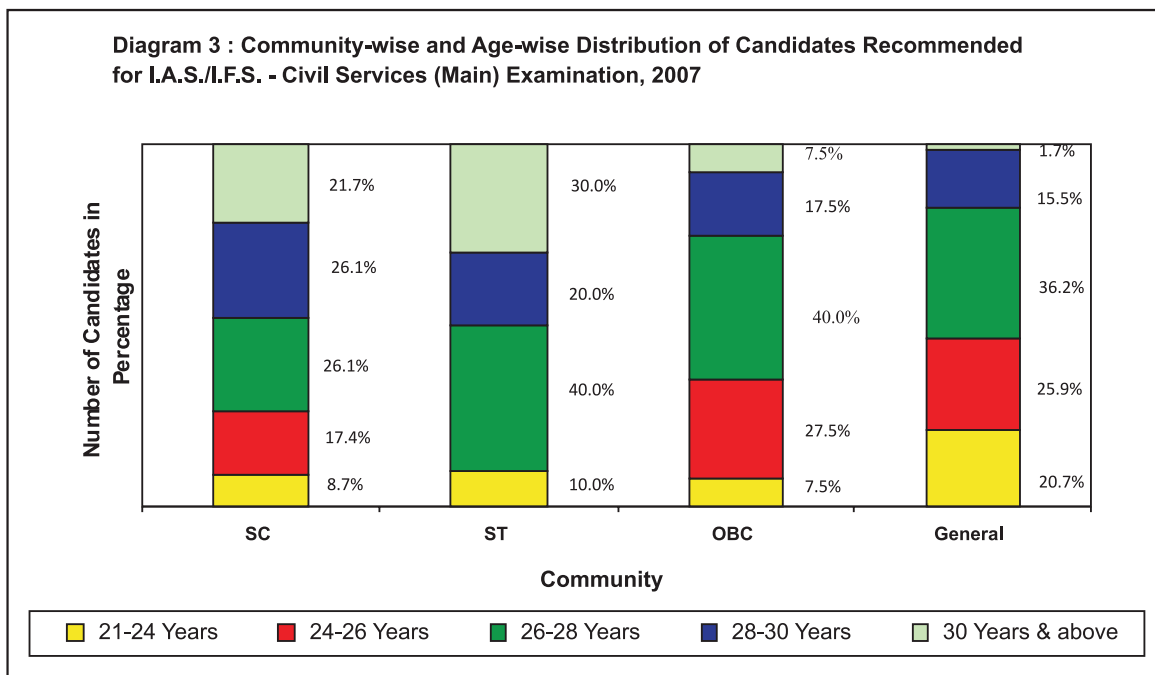
10. The community and age-wise distribution of the candidates who have been recommended for the Indian Administrative Service (I.A.S.)/Indian Foreign Service (I.F.S.) is given in Table 9.

Table 9: Candidates recommended for I.A.S./I.F.S. by age and community - Civil Services (Main) Examination, 2007 [Age reckoned as on 01-08-2007]

Communi- nity	Candidates recommended for		Age-group									
			21-24 years		24-26 years		26-28 years		28-30 years		30 years & above	
	IAS	IFS	IAS	IFS	IAS	IFS	IAS	IFS	IAS	IFS	IAS	IFS
SC	19	4	2	-	4	-	4	2	5	1	4	1
ST	9	1	-	1	-	-	4	-	2	-	3	-
OBC	34	6	2	1	9	2	14	2	7	-	2	1
General	49	9	10	2	13	2	19	2	6	3	1	-
TOTAL	111	20	14	4	26	4	41	6	20	4	10	2

10.1 Community and age-wise distribution of candidates recommended for I.A.S./I.F.S. is shown in Diagram 3.

11. Out of 894 female candidates who appeared in the examination, 143 were recommended for appointment, registering a success rate at 16.0 percent. As against this, 495 out of 7,992 male candidates were recommended which represents a success rate at 6.2 percent. Thus, the success rate of female candidates was significantly higher than that of male candidates.



12. The community and gender-wise success rate of candidates is given in Table 10:

Table 10: Community and gender-wise success rate of candidates - Civil Services (Main) Examination, 2007

Community	Appeared candidates			Recommended candidates			Success rate (percent)		
	Male	Female	Total	Male	Female	Total	Male	Female	Total
SC	1224	138	1,362	92	17	109	7.5	12.3	8.0
ST	669	71	740	42	11	53	6.3	15.5	7.2
OBC	3073	254	3327	155	35	190	5.0	13.8	5.7
General	3026	431	3457	206	80	286	6.8	18.6	8.3
Total	7,992	894	8,886	495	143	638	6.2	16.0	7.2

12.1 It is seen from the Table 10 that the performance of female candidates belonging to various communities viz. Scheduled Castes, Scheduled Tribes, Other Backward Classes or General category was better than that of male candidates of corresponding community.

13. Out of a total of 6,422 persons with disabilities who applied for the Civil Services (Preliminary) Examination, 2007, 2,901 appeared and 268 qualified at the examination. Out of them, 219 physically challenged persons appeared in the Civil Services (Main) Examination, 2007 and 65 such persons qualified at the examination and 22 such candidates were recommended for appointment. Of them, five candidates each belonged to Scheduled Castes and Other Backward Classes and 12 to General community. This includes three female candidates recommended for appointment. Further, one such candidate qualified at the examination in his first attempt.

14. The community and gender-wise number of attempts made by the candidates for the examination are given in the Table 11.

Annual Report 2008-09

Table 11: Number of attempts by the recommended candidates: Community and gender-wise - Civil Services (Main) Examination, 2007

Community	Gender	Number of attempts made by the recommended candidates								Total
		1	2	3	4	5	6	7	8 & above	
SC	Male	8	9	9	13	15	9	8	21	92
	Female	2	3	3	2	3	2	-	2	17
ST	Male	-	8	2	4	7	4	5	12	42
	Female	-	2	1	2	3	1	1	1	11
OBC	Male	8	13	26	41	32	22	13	-	155
	Female	4	6	4	11	6	2	2	-	35
General	Male	25	57	72	52	-	-	-	-	206
	Female	10	26	25	19	-	-	-	-	80
Total	Male	41	87	109	110	54	35	26	33	495
	Female	16	37	33	34	12	5	3	3	143
	Total	57	124	142	144	66	40	29	36	638

14.1 It follows from Table 11 that only 8.9 percent of candidates could qualify at the examination in the first attempt. However, in the second, third and fourth attempts, the percentage of recommended candidates was 19.4 percent, 22.3 percent and 22.6 percent respectively. Further the female candidates, on an average, qualified at the examination in lesser number of attempts compared to those of the male candidates.

15. The university/institution-wise number of candidates appeared vis-à-vis recommended is given at Appendix-XIV.

Appendix XIV

(Vide Chapter 3)

University/ institution-wise number of candidates appeared vis-à-vis recommended on the basis of Civil Services (Main) Examination - 2007

Table 1: University/ institution-wise number of candidates appeared vis-à-vis recommended on the basis of Civil Services (Main) Examination - 2007

S. No.	Name of university/ institution	Number of candidates	
		Appeared	Recommended
(1)	(2)	(3)	(4)
1.	UNIVERSITY OF DELHI, DELHI	612	69
2.	JAWAHARLAL NEHRU UNIVERSITY, NEW DELHI	248	32
3.	UNIVERSITY OF RAJASTHAN, JAIPUR, RAJASTHAN	471	27
4.	PANJAB UNIVERSITY, CHANDIGARH, PUNJAB	136	23
5.	UNIVERSITY OF MUMBAI, MUMBAI, MAHARASHTRA	145	23
6.	UNIVERSITY OF LUCKNOW, LUCKNOW, U.P.	243	17
7.	UNIVERSITY OF ALLAHABAD, ALLAHABAD, U.P.	779	17
8.	UNIVERSITY OF PUNE, PUNE, MAHARASHTRA	139	16
9.	UNIVERSITY OF MADRAS, CHENNAI, T.N.	160	15
10.	INDIAN INSTITUTE OF TECHNOLOGY KANPUR, U.P.	88	14
11.	CHHATRAPATI SHAHUJI MAHARAJ UNIVERSITY, KANPUR, U.P.	378	14
12.	INDIAN INSTITUTE OF TECHNOLOGY DELHI, NEW DELHI	94	11
13.	OSMANIA UNIVERSITY, HYDERABAD, A.P.	96	10
14.	ANNA UNIVERSITY, CHENNAI, T.N.	51	9
15.	JAWAHARLAL NEHRU TECHNOLOGICAL UNIVERSITY, HYDERABAD, A.P.	65	9
16.	TAMIL NADU DR M.G.R. MEDICAL UNIVERSITY, CHENNAI, T.N.	52	8
17.	JAI NARAIN VYAS UNIVERSITY, JODHPUR, RAJASTHAN.	67	8
18.	MAHARSHI DAYANAND SARASWATI UNIVERSITY, AJMER, RAJASTHAN	100	7
19.	PATNA UNIVERSITY, PATNA, BIHAR	139	7
20.	DR BHIM RAO AMBEDKAR UNIVERSITY, AGRA, U.P.	186	7
21.	DR BABASAHEB AMBEDKAR MARATHWADA UNIVERSITY, AURANGABAD, MAHARASHTRA	27	6
22.	DEVI AHILYA VISHWAVIDYALAYA, INDORE, M.P.	50	6
23.	BHARATHIDASAN UNIVERSITY, TIRUCHIRAPPALLI, T.N.	56	6
24.	INDIRA GANDHI NATIONAL OPEN UNIVERSITY, NEW DELHI	59	6
25.	PT. RAVISHANKAR SHUKLA UNIVERSITY, RAIPUR, CHHATISGARH	59	6
26.	INDIAN AGRICULTURAL RESEARCH INSTITUTE, NEW DELHI	69	6
27.	BHARATHIAR UNIVERSITY, COIMBATORE, T.N.	86	6
28.	MAGADH UNIVERSITY, BODH GAYA, BIHAR	147	6
29.	BANARAS HINDU UNIVERSITY, VARANASI, U.P.	150	6
30.	INDIAN INSTITUTE OF TECHNOLOGY MADRAS, CHENNAI, T.N.	22	5
31.	PUNJABI UNIVERSITY, PATIALA, PUNJAB	26	5

Annual Report 2008-09

(1)	(2)	(3)	(4)
32.	JAMIA MILLIA ISLAMIA, NEW DELHI	27	5
33.	SANT GADGA BABA AMRAVATI UNIVERSITY, AMRAVATI, MAHARASHTRA	28	5
34.	INDIAN INSTITUTE OF TECHNOLOGY BOMBAY, MUMBAI, MAHARASHTRA	30	5
35.	BANGALORE UNIVERSITY, BANGALORE, KARNATAKA	47	5
36.	MAHARSHI DAYANAND UNIVERSITY, ROHTAK, HARYANA	74	5
37.	INDIAN INSTITUTE OF TECHNOLOGY ROORKEE, ROORKEE, UTTARAKHAND	76	5
38.	KURUKSHETRA UNIVERSITY, KURUKSHETRA, HARYANA	76	5
39.	MADURAI-KAMARAJ UNIVERSITY, MADURAI, T.N.	80	5
40.	CH. CHARAN SINGH UNIVERSITY, MEERUT, U.P.	134	5
41.	UNIVERSITY OF JAMMU, JAMMU, J&K	20	4
42.	KAKATIYA UNIVERSITY, WARANGAL, A.P.	23	4
43.	N.T.R. UNIVERSITY OF HEALTH SCIENCES, VIJAYAWADA, A.P.	23	4
44.	DR HARISINGH GOUR VISHWAVIDYALAYA, SAGAR, M.P.	32	4
45.	MAHARASHTRA UNIVERSITY OF HEALTH SCIENCES, NASHIK, MAHARASHTRA.	33	4
46.	TAMIL NADU AGRICULTURAL UNIVERSITY, COIMBATORE, T.N.	42	4
47.	GUJARAT UNIVERSITY, AHMEDABAD, GUJARAT	44	4
48.	INDIAN INSTITUTE OF TECHNOLOGY KHARAGPUR, W.B.	46	4
49.	HIMACHAL PRADESH UNIVERSITY, SHIMLA, H.P.	47	4
50.	GURU GHASIDAS UNIVERSITY, BILASPUR, CHHATTISGARH	48	4
51.	RASHTRASANT TUKADOJI MAHARAJ NAGPUR UNIVERSITY, NAGPUR, MAHARASHTRA	54	4
52.	ANDHRA UNIVERSITY, VISAKHAPATNAM, A.P.	69	4
53.	RANCHI UNIVERSITY, RANCHI, JHARKHAND	86	4
54.	ALL INDIA INSTITUTE OF MEDICAL SCIENCES, NEW DELHI	5	3
55.	INDIAN SCHOOL OF MINES, DHANBAD, JHARKHAND	13	3
56.	BIRLA INSTITUTE OF TECHNOLOGY AND SCIENCE, PILANI, RAJASTHAN	14	3
57.	BIRLA INSTITUTE OF TECHNOLOGY, MESRA, RANCHI, JHARKHAND	16	3
58.	MAHATMA PHULE KRISHI VIDYAPEETH, RAHURI, MAHARASHTRA	17	3
59.	ALIGARH MUSLIM UNIVERSITY, ALIGARH, U.P.	18	3
60.	THAPAR INSTITUTE OF ENGINEERING & TECHNOLOGY, PATIALA, PUNJAB	19	3
61.	PONDICHERRY UNIVERSITY, PONDICHERRY	20	3
62.	UNIVERSITY OF AGRICULTURAL SCIENCES, BANGALORE, KARNATAKA	23	3
63.	BABA FARID UNIVERSITY OF HEALTH SCIENCES, FARIDKOT, PUNJAB	27	3
64.	PUNJAB TECHNICAL UNIVERSITY, JALANDHAR, PUNJAB	31	3
65.	JIWAJI UNIVERSITY, GWALIOR, M.P.	40	3
66.	ACHARYA N.G. RANGA AGRICULTURAL UNIVERSITY, HYDERABAD, A.P.	46	3
67.	UNIVERSITY OF CALCUTTA, KOLKATA, W.B.	52	3

(1)	(2)	(3)	(4)
68.	BABASAHEB BHIMRAO AMBEDKAR BIHAR UNIVERSITY, MUZAFFARPUR, BIHAR	53	3
69.	ANNAMALAI UNIVERSITY, ANNAMALAINAGAR, T.N.	54	3
70.	RAJIV GANDHI PROUDYOGIKI VISHWAVIDYALAYA, BHOPAL, M.P.	57	3
71.	BUNDELKHAND UNIVERSITY, JHANSI, U.P.	78	3
72.	V. B. S. PURVANCHAL UNIVERSITY, JAUNPUR, U.P.	208	3
73.	NATIONAL LAW SCHOOL OF INDIA UNIVERSITY, BANGALORE, KARNATAKA	3	2
74.	ALL U.S.A. UNIVERSITIES	5	2
75.	MANIPUR UNIVERSITY, IMPHAL, MANIPUR	5	2
76.	TAMIL NADU DR AMBEDKAR LAW UNIVERSITY, CHENNAI, T.N.	10	2
77.	INDIAN INSTITUTE OF SCIENCE, BANGALORE, KARNATAKA	12	2
78.	NATIONAL DAIRY RESEARCH INSTITUTE, KARNAL, HARYANA	15	2
79.	CH. CHARAN SINGH HARYANA AGRICULTURAL UNIVERSITY, HISAR, HARYANA	18	2
80.	INDIAN VETERINARY RESEARCH INSTITUTE, IZATNAGAR, U.P.	19	2
81.	GOVIND BALLABH PANT UNIVERSITY OF AGRICULTURE AND TECHNOLOGY, PANTNAGAR, UTTARAKHAND	24	2
82.	UNIVERSITY OF AGRICULTURAL SCIENCES, DHARWAD, KARNATAKA	26	2
83.	UNIVERSITY OF CALICUT, KOZHICODE, KERALA	26	2
84.	UNIVERSITY OF KERALA, THIRUVANANTHAPURAM, KERALA	26	2
85.	RAJASTHAN AGRICULTURAL UNIVERSITY, BIKANER, RAJASTHAN	27	2
86.	MANONMANIAM SUNDARANAR UNIVERSITY, TIRUNELVELI, T.N.	30	2
87.	RAJIV GANDHI UNIVERSITY OF HEALTH SCIENCES KARNATAKA, BANGALORE, KARNATAKA	33	2
88.	RANI DURGAVATI VISHWAVIDYALAYA, JABALPUR, M.P.	33	2
89.	UTKAL UNIVERSITY, BHUBANESWAR, ORISSA	42	2
90.	SHIVAJI UNIVERSITY, KOLHAPUR, MAHARASHTRA	45	2
91.	VISVESWARAIAH TECHNOLOGICAL UNIVERSITY, BELGAUM, KARNATAKA.	64	2
92.	DR RAM MANOHAR LOHIA AVADH UNIVERSITY, FAIZABAD, U.P.	136	2
93.	GOKHALE INSTITUTE OF POLITICS AND ECONOMICS, PUNE, MAHARASHTRA	1	1
94.	INDIAN INSTITUTE OF PLANNING AND MANAGEMENT, MUMBAI, MAHARASHTRA	1	1
95.	SYMBIOSIS INTERNATIONAL EDUCATIONAL CENTRE, PUNE, MAHARASHTRA	1	1
96.	AVINASHILINGAM INSTT. FOR HOME SCIENCE & HIGHER EDUCATION FOR WOMEN, COIMBATORE, T.N.	2	1
97.	GOA UNIVERSITY, TALEIGAO PLATEAU, GOA	2	1
98.	GURU JAMBHESHWAR UNIVERSITY, HISAR, HARYANA	2	1
99.	BANASTHALI VIDYAPITH, BANASTHALI, RAJASTHAN	3	1
100.	KARNATAKA STATE OPEN UNIVERSITY, MYSORE, KARNATAKA	3	1
101.	KING GEORGE'S MEDICAL UNIVERSITY, LUCKNOW, UTTAR PRADESH	3	1

Annual Report 2008-09

(1)	(2)	(3)	(4)
102.	ALAGAPPA UNIVERSITY, KARAİKUDI, T.N.	4	1
103.	BHARATI VIDYAPEETH, PUNE, MAHARASHTRA	4	1
104.	MALVIYA NATIONAL INSTITUTE OF TECHNOLOGY, JAIPUR, RAJASTHAN	6	1
105.	SWAMI RAMANAND TEERTH MARATHWADA UNIVERSITY, NANDED, MAHARASHTRA	6	1
106.	DAYALBAGH EDUCATIONAL INSTITUTE, AGRA, U.P.	7	1
107.	MANGALORE UNIVERSITY, MANGALORE, KARNATAKA	7	1
108.	SIKKIM MANIPAL UNIVERSITY OF HEALTH, MEDICAL AND TECHNOLOGICAL SCIENCES, GANGTOK, SIKKIM	7	1
109.	JADAVPUR UNIVERSITY, KOLKATA, W.B.	8	1
110.	KUVEMPU UNIVERSITY, SHANKARAGHATTA, SHIMOGA, KARNATAKA	8	1
111.	THE MAHARAJA SAYAJIRAO UNIVERSITY OF BARODA, VADODARA, GUJARAT	9	1
112.	UNIVERSITY OF BURDWAN, BURDWAN, W.B.	9	1
113.	MOTILAL NEHRU NATIONAL INSTITUTE OF TECHNOLOGY, ALLAHABAD, UTTAR PRADESH	10	1
114.	ORISSA UNIVERSITY OF AGRICULTURE AND TECHNOLOGY, BHUBANESWAR, ORISSA	10	1
115.	VARDHAMAN MAHAVEER OPEN UNIVERSITY, KOTA, RAJASTHAN	10	1
116.	COCHIN UNIVERSITY OF SCIENCE & TECHNOLOGY, KOCHI, KERALA.	12	1
117.	SRI KRISHNADEVARAYA UNIVERSITY, ANANTAPUR, A.P.	17	1
118.	SAMBALPUR UNIVERSITY, SAMBALPUR, ORISSA	20	1
119.	ACHARYA NAGARJUNA UNIVERSITY, NAGARJUNANAGAR, A.P.	23	1
120.	SRI VENKATESWARA UNIVERSITY, TIRUPATI, A.P.	23	1
121.	KARNATAK UNIVERSITY, DHARWAD, KARNATAKA	25	1
122.	MAHATMA GANDHI KASHI VIDYAPITH, VARANASI, U.P.	25	1
123.	MOHANLAL SUKHADIA UNIVERSITY, UDAIPUR, RAJASTHAN	25	1
124.	KUMAUN UNIVERSITY, NAINITAL, UTTARAKHAND	27	1
125.	UNIVERSITY OF HYDERABAD, HYDERABAD, A.P.	30	1
126.	AWADHESH PRATAP SINGH UNIVERSITY, REWA, M.P.	31	1
127.	NORTH EASTERN HILL UNIVERSITY, SHILLONG, MEGHALAYA	35	1
128.	TILKA MANJHI BHAGALPUR UNIVERSITY, BHAGALPUR, BIHAR	39	1
129.	DEENDAYAL UPADHYAYA GORAKHPUR UNIVERSITY, GORAKHPUR, U.P.	164	1
	Total		638

Notes:

- (i) Universities/institutions have been arranged in descending order of the number of candidates recommended
(ii) The University/institution from which the candidates have obtained the highest degree, has been reckoned.

Table 2: University / institution-wise success rate of candidates - Civil Services (Main) Examination - 2007

S. No.	Name of university/ institution	Number of candidates		Success Rate (Percent)
		Appeared	Recommended	
(1)	(2)	(3)	(4)	(5)
1	INDIAN INSTITUTE OF TECHNOLOGY MADRAS, CHENNAI, T.N.	22	5	22.7
2	DR BABASAHEB AMBEDKAR MARATHWADA UNIVERSITY, AURANGABAD, MAHARASHTRA	27	6	22.2
3	PUNJABI UNIVERSITY, PATIALA, PUNJAB	26	5	19.2
4	JAMIA MILLIA ISLAMIA, NEW DELHI	27	5	18.5
5	SANT GADGA BABA AMRAVATI UNIVERSITY, AMRAVATI, MAHARASHTRA	28	5	17.9
6	ANNA UNIVERSITY, CHENNAI, T.N.	51	9	17.6
7	PANJAB UNIVERSITY, CHANDIGARH, PUNJAB	136	23	16.9
8	INDIAN INSTITUTE OF TECHNOLOGY BOMBAY, MUMBAI, MAHARASHTRA	30	5	16.7
9	INDIAN INSTITUTE OF TECHNOLOGY KANPUR, U.P.	88	14	15.9
10	UNIVERSITY OF MUMBAI, MUMBAI, MAHARASHTRA	145	23	15.9
11	TAMIL NADU DR M.G.R. MEDICAL UNIVERSITY, CHENNAI, T.N.	52	8	15.4
12	JAWAHARLAL NEHRU TECHNOLOGICAL UNIVERSITY, HYDERABAD, A.P.	65	9	13.8
13	JAWAHARLAL NEHRU UNIVERSITY, NEW DELHI	248	32	12.9
14	DEVI AHILYA VISHWAVIDYALAYA, INDORE, M.P.	50	6	12.0
15	JAI NARAIN VYAS UNIVERSITY, JODHPUR, RAJASTHAN.	67	8	11.9
16	INDIAN INSTITUTE OF TECHNOLOGY DELHI, NEW DELHI	94	11	11.7
17	UNIVERSITY OF PUNE, PUNE, MAHARASHTRA	139	16	11.5
18	UNIVERSITY OF DELHI, DELHI	612	69	11.3
19	BHARATHIDASAN UNIVERSITY, TIRUCHIRAPPALLI, T.N.	56	6	10.7
20	BANGALORE UNIVERSITY, BANGALORE, KARNATAKA	47	5	10.6
21	OSMANIA UNIVERSITY, HYDERABAD, A.P.	96	10	10.4
22	INDIRA GANDHI NATIONAL OPEN UNIVERSITY, NEW DELHI	59	6	10.2
23	PT. RAVISHANKAR SHUKLA UNIVERSITY, RAIPUR, CHHATISGARH	59	6	10.2
24	UNIVERSITY OF MADRAS, CHENNAI, T.N.	160	15	9.4
25	INDIAN AGRICULTURAL RESEARCH INSTITUTE, NEW DELHI	69	6	8.7
26	MAHARSHI DAYANAND SARASWATI UNIVERSITY, AJMER, RAJASTHAN	100	7	7.0
27	UNIVERSITY OF LUCKNOW, LUCKNOW, U.P.	243	17	7.0

Annual Report 2008-09

S. No.	Name of university/ institution	Number of candidates		Success Rate (Percent)
		Appeared	Recommended	
(1)	(2)	(3)	(4)	(5)
28	BHARATHIAR UNIVERSITY, COIMBATORE, T.N.	86	6	7.0
29	MAHARSHI DAYANAND UNIVERSITY, ROHTAK, HARYANA	74	5	6.8
30.	INDIAN INSTITUTE OF TECHNOLOGY ROORKEE, ROORKEE, UTTARAKHAND	76	5	6.6
31.	KURUKSHETRA UNIVERSITY, KURUKSHETRA, HARYANA	76	5	6.6
32.	MADURAI-KAMARAJ UNIVERSITY, MADURAI, T.N.	80	5	6.3
33.	UNIVERSITY OF RAJASTHAN, JAIPUR, RAJASTHAN	471	27	5.7
34.	PATNA UNIVERSITY, PATNA, BIHAR	139	7	5.0
35.	MAGADH UNIVERSITY, BODH GAYA, BIHAR	147	6	4.1
36.	BANARAS HINDU UNIVERSITY, VARANASI, U.P.	150	6	4.0
37.	DR BHIM RAO AMBEDKAR UNIVERSITY, AGRA, U.P.	186	7	3.8
38.	CH. CHARAN SINGH UNIVERSITY, MEERUT, U.P.	134	5	3.7
39.	CHHATRAPATI SHAHUJI MAHARAJ UNIVERSITY, KANPUR, U.P.	378	14	3.7
40.	UNIVERSITY OF ALLAHABAD, ALLAHABAD, U.P.	779	17	2.2

Notes:

- (i) Universities/institutions have been arranged in descending order of the success rate of their candidates.
- (ii) Only those universities/ institutions from which five or more candidates were recommended, have been depicted.
- (iii) The university/ institution from which the candidates have obtained the highest degree, has been reckoned.

Appendix XV

(Vide Chapter 3)

Engineering Services Examination, 2007: Profile of candidates

1. The Engineering Services Examination is conducted by the Commission in two stages - the written examination followed by the personality test. The written examination consists of three objective type and two conventional type papers and carries a total of 1,000 marks whereas the personality test carries a maximum of 200 marks. Only those candidates who qualify at the written examination are eligible to attend the Personality Test.

2. The number of vacancies reported by the Government for filling up the posts in four disciplines of engineering through the Engineering Services Examination, 2007 are as follows:

Discipline	-	Number of vacancies
(i) Civil Engineering	-	168
(ii) Mechanical Engineering	-	87
(iii) Electrical Engineering	-	45
(iv) Electronics and Telecommunication Engineering	-	52
Total	-	352

3. Out of 53,711 candidates who had applied for the Engineering Services Examination 2007, 17,239 (32.1 %) candidates appeared at the written examination. On the basis of results of this examination, 1,016 (5.9 %) candidates were declared qualified. Of those, 943 candidates attended the personality test and 304 candidates were recommended for appointment to the various engineering services/posts. The result of remaining 48 vacancies has not been declared till the end of the year 2008-09 and therefore the figure of 304 as the number of candidates recommended, has been reckoned for this study. Community and gender-wise details of the candidates applied and appeared in written part of the examination are given in Table 1.

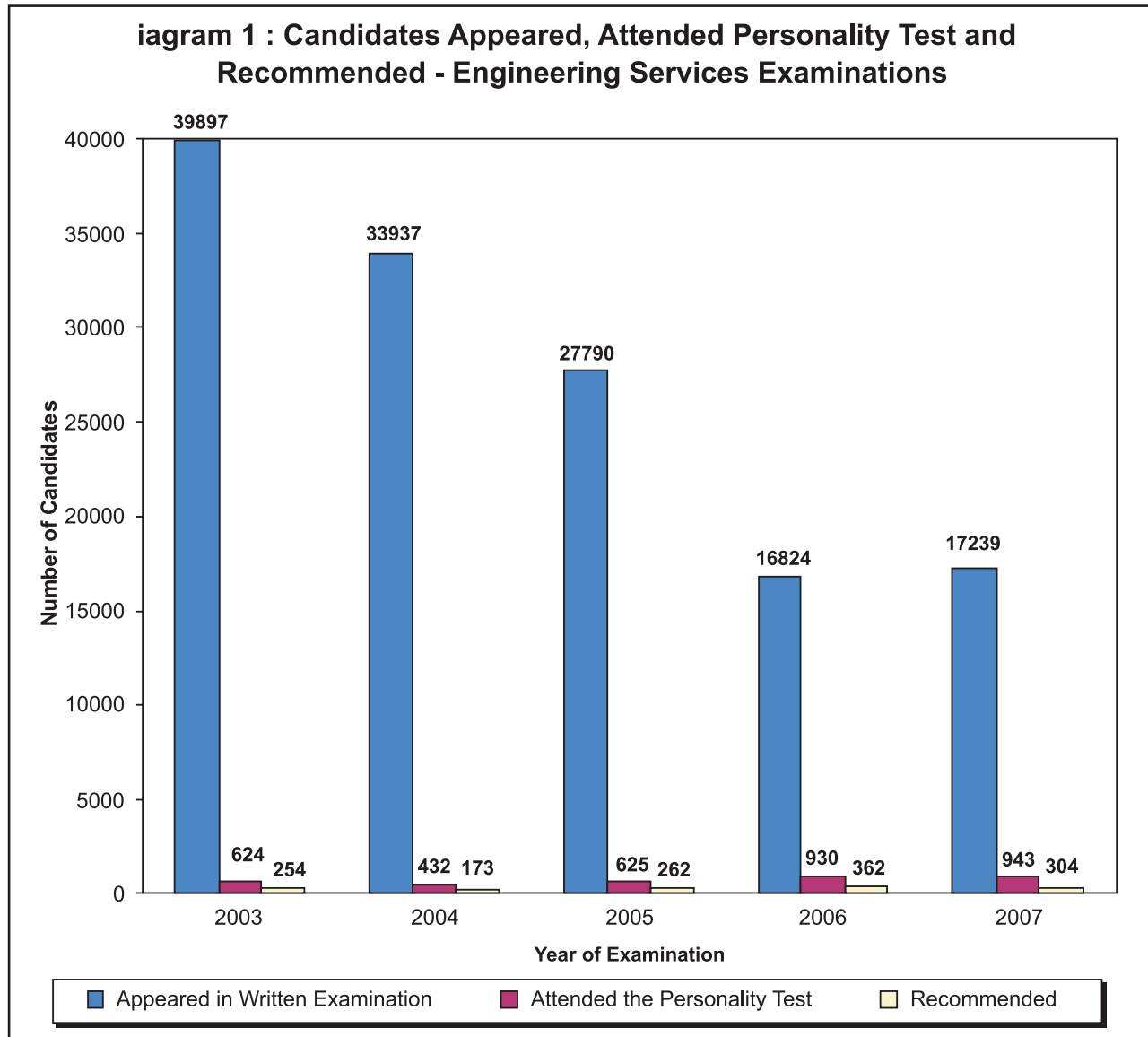
Table 1: Number of candidates who applied and appeared - Engineering Services Examination, 2007

Community	Number of candidates						Drop-out rate (%)
	Applied			Appeared			
	Male	Female	Total	Male	Female	Total	
Scheduled Castes	9,689	1,894	11,583	2,901	621	3,522	69.6
Scheduled Tribes	3,504	509	4,013	1,106	153	1,259	68.6
Other Backward Classes	12,642	2,189	14,831	4,411	698	5,109	65.5
General	18,982	4,289	23,271	6,020	1,329	7,349	68.4
Total	44,817	8,881	53,711*	14,438	2,801	17,239	67.9

* Community wise data in respect of 13 candidates who applied are not available and hence not included in the break-up.

3.1 It is seen from Table 1 that out of 53,711 candidates who applied for the Engineering Services Examination, 2007, only 17,239 or 32.1% of the candidates appeared for the written examination. In other words, 67.9% of the candidates did not turn up for the examination. Further, the drop-out rate among the candidates belonging to the Scheduled Castes, Scheduled Tribes and General category was higher as compared to that of the Other Backward Class category.

3.2 The number of candidates appeared at the written examination, attended the personality test and recommended for appointment in the last five examinations are shown in Diagram 1. There has been a fall of 43% in the number of candidates who sat for the written examination from 2003 to 2007.



4. The distribution of candidates by their academic qualifications (i.e. higher qualifications vis-à-vis minimum prescribed qualifications) and division at college/university level in respect of candidates, who attended the personality test and were recommended, is given in Table 2.

Table 2: Number of candidates by academic qualifications and division - Engineering Services Examination, 2007

Academic qualifications	Candidates who attended the personality test			Candidates recommended		
	First division	Other than first division	Total	First division	Other than first division	Total
Bachelor degrees	670	101	771	219	26	245
Higher degrees	162	10	172	55	4	59
Total	832	111	943	274	30	304

Note: The division secured in the highest degree obtained by candidates, has been reckoned.

4.1 It follows from Table 2 that while 80.6 percent of the candidates recommended for appointment were graduates, remaining 19.4 percent possessed higher qualifications. Further, the percentage of graduates and higher degree holders among the candidates who attended the personality test was 81.8 percent and 18.2 percent respectively.

4.2 It is seen from Table 2 that out of 304 candidates recommended for appointment, 274 candidates or 90.1 percent were having first division and 30 candidates or 9.9 percent were having second or lower division at college/university level. Further, the percentage of first division candidates among the candidates who attended the personality test was 88.2 percent.

5. The distribution of candidates having regular degrees like M.E./M.Sc./B.Tech./ B.Sc.(Engg.) etc. from the universities on one hand and having equivalent qualifications like Associate Membership/Graduate Membership awarded by the Institution of Engineers (India)/Institution of Electronics and Telecommunication Engineers/Aeronautical Society of India etc. on the other hand is given in Table 3.

Table 3: Number of candidates having regular degrees vis-à-vis equivalent qualifications - Engineering Services Examination, 2007

Academic qualifications	Number of candidates Attended the personality test	Recommended
I Regular degrees		
(a) First division		
(i) B.E./B.Tech./B.Sc.(Engineering)	670	219
(ii) M.E./M.Tech./M.Sc.(Engineering)	162	55
(b) Other divisions		
(i) B.E./B.Tech./B.Sc.(Engineering)	75	19
(ii) M.E./M.Tech./M.Sc.(Engineering)	10	4
Sub-Total	917	297
II Equivalent qualifications		
Section 'A' and 'B' of Institution of Engineers (India)/ Graduate Membership Examination of Institution of Electronics and Telecommunication Engineers/ Associate Membership Examination of Aeronautical Society of India, etc.	26	7
Total	943	304

Annual Report 2008-09

5.1 It is seen that out of a total of 304 candidates recommended, 297 (97.7 %) candidates possess regular degrees from the universities and only 7 (2.3 %) candidates possess equivalent qualifications awarded by the Institution of Engineers (India)/Institution of Electronics and Telecommunication Engineering/Aeronautical Society of India.

6. Discipline-wise and level of degrees of candidates who attended the personality test vis-à-vis those recommended for appointment is given in Table 4.

Table 4: Discipline and qualifications-wise Number of Candidates - Engineering Services Examination, 2007

Discipline	Candidates who attended the personality test			Candidates recommended		
	Bachelor Degrees	Higher Degrees	Total	Bachelor Degrees	Higher Degrees	Total
Civil	392	111	503	105	29	134
Mechanical	165	35	200	68	17	85
Electrical	89	15	104	33	7	40
Electronics and Telecommunication	125	11	136	39	6	45
Total	771	172	943	245	59	304

6.1 It follows from Table 4 that out of 304 candidates recommended for appointment, 134 candidates or 44.1 percent were recommended for Civil engineering posts, 85 candidates or 28.0 percent for Mechanical engineering posts, 40 candidates or 13.1 percent for Electrical engineering posts and 45 candidates or 14.8 percent for Electronics and Telecommunication engineering posts.

6.2 Out of the recommended candidates, the percentage of candidates having higher qualifications in Civil, Mechanical, Electrical and Electronics & Telecommunication engineering was 21.6 percent, 20.0 percent, 17.5 percent and 13.3 percent respectively. Thus, as compared to other engineering disciplines, percentage of post-graduates in Civil engineering was the maximum.

6.3 The discipline and qualification-wise distribution of candidates who attended the personality test vis-à-vis those recommended, is also exhibited in Diagram 2.

7. The community and gender-wise number of candidates who attended the personality test and were recommended are given in Table 5.

7.1 It follows from Table 5 that the female candidates constituted 3.9 percent of the candidates recommended compared to 96.1 percent for the male candidates.

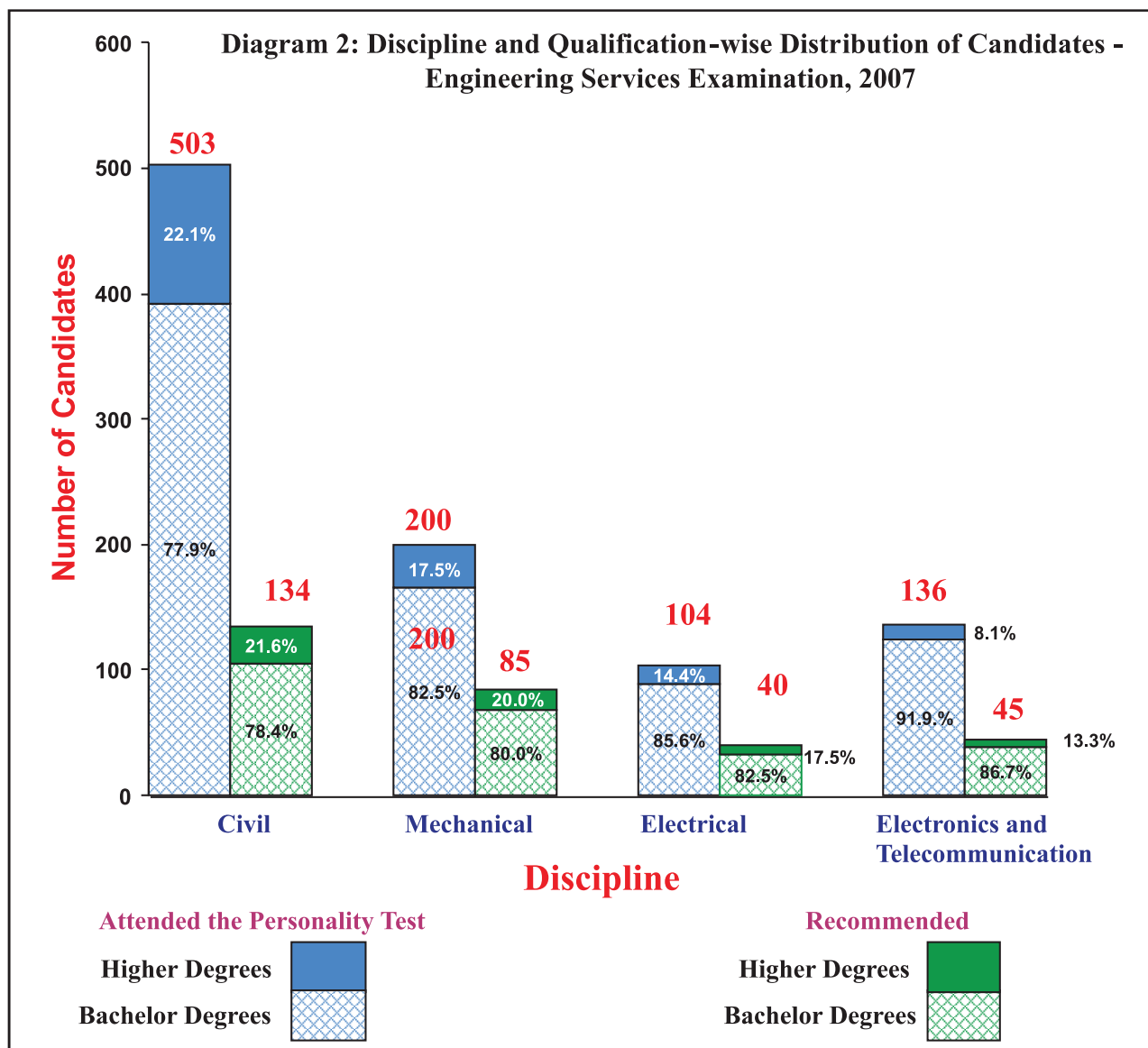


Table 5: Community and gender-wise number of candidates - Engineering Services Examination, 2007

Community	Candidates Attended the Personality test			Candidates Recommended		
	Male	Female	Total	Male	Female	Total
Scheduled Castes	157	2	159	52	-	52
Scheduled Tribes	69	3	72	22	2	24
Other Backward Classes	318	9	327	87	2	89
General	368	17	385	131	8	139
Total	912	31	943	292	12	304

8. The community, age and gender-wise distribution of the candidates recommended is given in Table 6.

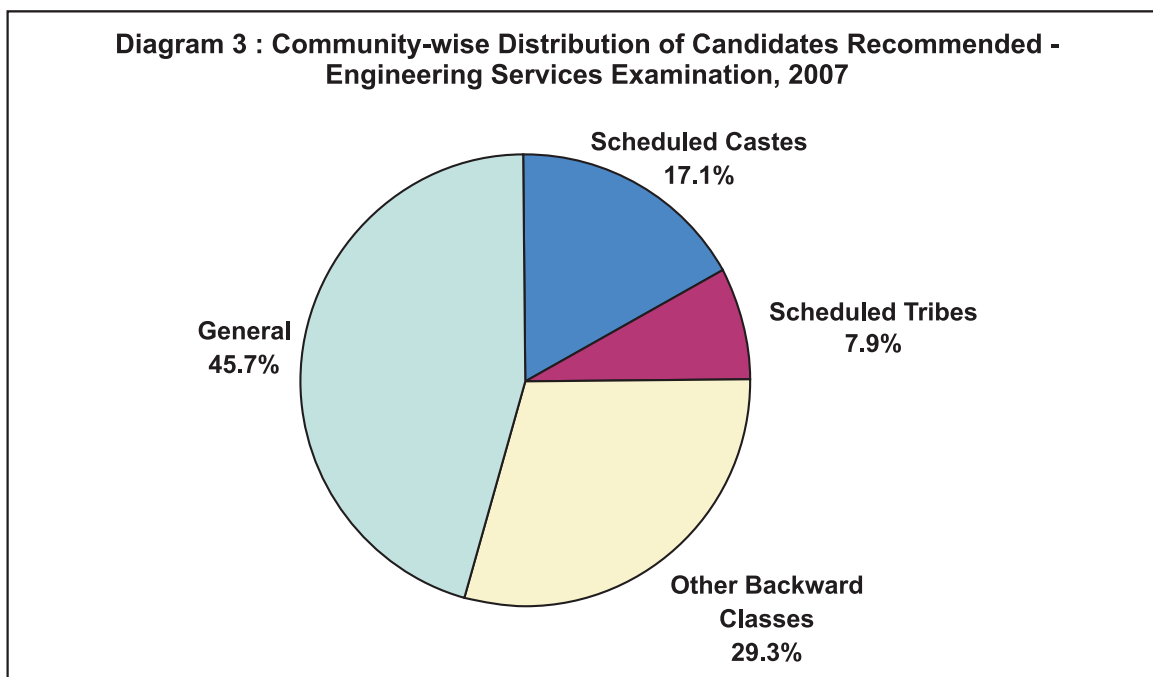
Table 6 : Community, age and gender-wise distribution of candidates recommended - Engineering Services Examination, 2007 (age reckoned as on 01-08-2007)

Community	Candidates recommended			Age-group (in years)									
				21-24		24-26		26-28		28-30		30 and above	
	M	F	T	M	F	M	F	M	F	M	F	M	F
Scheduled Castes	52	-	52	10	-	9	-	10	-	13	-	10	-
Scheduled Tribes	22	2	24	9	1	6	1	5	-	1	-	1	-
Other Backward Classes	87	2	89	16	-	19	1	19	-	17	-	16	1
General	131	8	139	29	5	27	2	38	-	33	1	4	-
Total	292	12	304	64	6	61	4	72	-	64	1	31	1

M: Male; F: Female; T: Total

8.1 It is seen from Table 6 that 52 candidates or 17.1 percent belonged to the Scheduled Castes, 24 candidates or 7.9 percent to the Scheduled Tribes, 89 candidates or 29.3 percent to the Other Backward Classes and 139 candidates or 45.7 percent to General category.

8.2 Community-wise distribution of the candidates recommended is also depicted in Diagram 3.



9. The community and gender-wise average age of the candidates recommended is given in Table 7.

Table 7: Community and gender-wise average age of candidates recommended - Engineering Services Examination, 2007 (age reckoned as on 01-08-2007)

Community	Average age of candidates recommended (in years)		
	Male	Female	Total
Scheduled Castes	27.2	-	27.2
Scheduled Tribes	25.0	24.9	25.0
Other Backward Classes	27.1	27.5	27.1
General	26.3	23.9	26.2
Total	26.6	24.7	26.5

9.1 It is seen from Table 7 that in each community, the female candidates who were recommended for appointment, were younger in age than the male candidates except under the Other Backward Classes category.

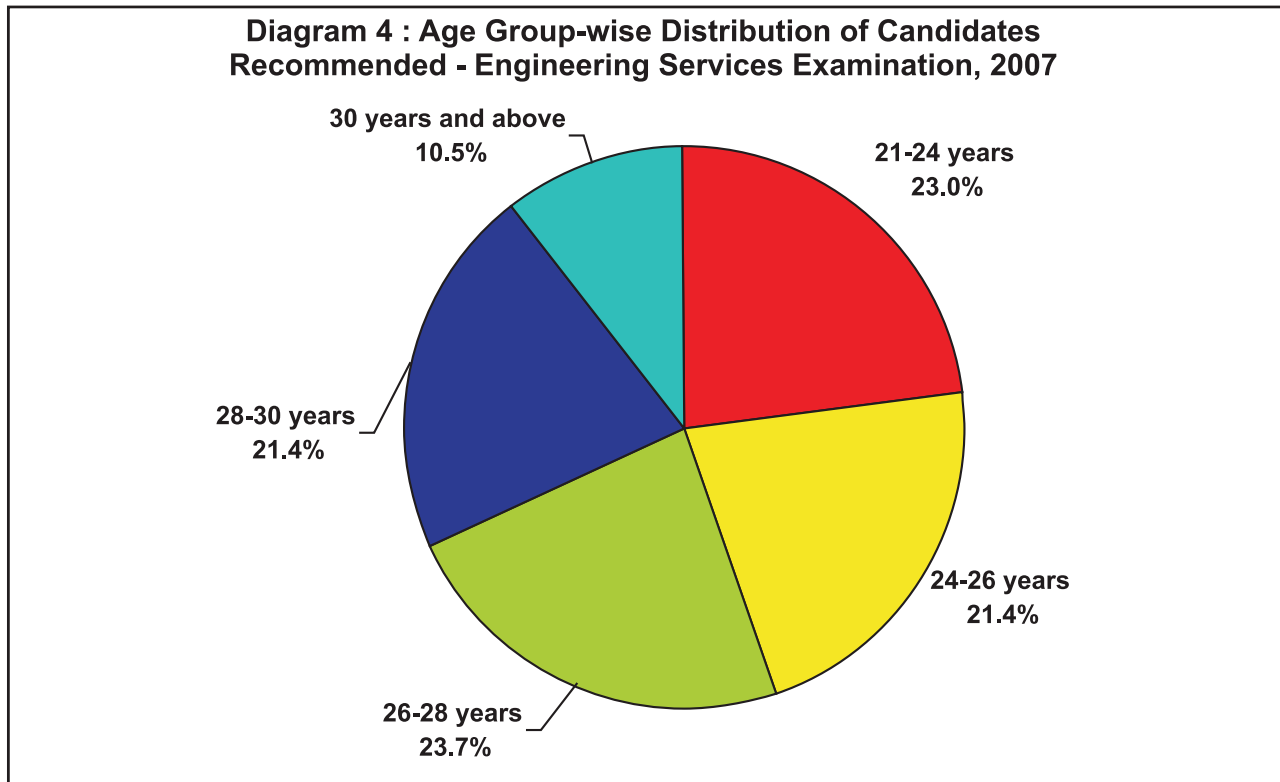
10. The discipline and age-group-wise distribution of the candidates recommended for appointment is given in Table 8.

Table 8 : Community, age and gender-wise distribution of candidates recommended - Engineering Services Examination, 2007 (age reckoned as on 01-08-2007)

Discipline	Candidates recommended	Age-group (in years)				
		21-24	24-26	26-28	28-30	30 years and above
Civil	134	35	29	29	25	16
Mechanical	85	10	20	20	25	10
Electrical	40	8	8	12	8	4
Electronics and Telecommunication	45	17	8	11	7	2
Total	304	70	65	72	65	32

10.1 It is seen from Table 8 that the highest percentage of the candidates recommended belonged to the age group of 26-28 years (23.7 percent), followed by age groups of 21-24 years (23.0 percent), 24-26 years & 28-30 years (21.4 percent each) and 30 years and above (10.5 percent).

10.2 Age-group-wise distribution of the candidates recommended is depicted in Diagram 4.



11. A total number of five reserved vacancies was reported by the Government for Persons with disabilities to be filled up on the basis of the Engineering Services Examination, 2007. Out of these five vacancies, one vacancy was reserved for PH1 category in Civil Engineering discipline, three vacancies (two for PH1 category and one for PH3 category) were reserved for Mechanical engineering discipline and one vacancy was reserved for PH3 category candidates for Electronics and Telecommunication engineering discipline. [PH1: Orthopaedically Challenged, PH2: Visually Impaired, PH3: Hearing Impaired]

11.1 Out of 219 candidates with disabilities who appeared in the written part of the Engineering Services Examination, 2007 of whom 14 candidates qualified at the written examination, 13 of them attended the Personality Test and five were recommended for appointment. As such, Commission recommended the requisite number of candidates with disabilities against the vacancies reserved for them.

11.2 Out of these five candidates, one belonged to the Scheduled Caste and two each belonged to Other Backward Classes category and General category. Further, out of these five candidates four were males and one was female.

12. The university/institution-wise number of candidates attended the personality test vis-à-vis recommended are given in Appendix-XVI.

Engineering Services Examination, 2006 - Profile of candidates

13. During the year 2007-08, 308 candidates against 363 vacancies were initially recommended for appointment on the basis of the Engineering Services Examination, 2006. Detailed analysis on the profile of

candidates, taking the figure of 308 as the candidates recommended in the Engineering Services Examination, 2006 was included in the 58th Annual Report of the Commission. Subsequently, results of the 54 more candidates were declared by the Commission during the year 2008-09. Thus, total 362 candidates have been recommended for appointment through the Engineering Services Examination, 2006 till the end of 2008-09. Community, gender, age, qualifications and engineering discipline wise distribution of these 54 candidates are given below:

- (i) 23 candidates belonged to the Other Backward Classes and 31 candidates belonged to General category.
- (ii) 51 candidates were males and three were females. All females belonged to General category.
- (iii) Nine candidates were in the age group of 21-24 years, eight in 24-26 years, 20 in 26-28 years, 13 in 28-30 years and four were in 30 years and above age groups.
- (iv) 40 candidates were graduates and 14 were post graduates. Further, 50 candidates possessed first division and four candidates were having second or lower division at college/university level.
- (v) 53 candidates possessed regular degrees like B.E./B.Tech./M.E./ M. Tech. etc. and one candidate possessed equivalent qualification i.e Section 'A' and 'B' of Institution of Engineers (India).
- (vi) 31 candidates were recommended for civil engineering, 11 candidates for mechanical engineering, eight candidates for electrical engineering and four candidates for electronics & telecommunication engineering posts.

Annual Report 2008-09

Appendix XVI

(Vide Chapter 3)

University/institution-wise number of candidates attended the personality test vis-à-vis recommended on the basis of Engineering Services Examination, 2007

S. No.	Name of university/ institution	Number of candidates	
		Attended the personality test	Recommended
(1)	(2)	(3)	(4)
1.	UTTAR PRADESH TECHNICAL UNIVERSITY, LUCKNOW, U.P.	68	23
2.	INDIAN INSTITUTE OF TECHNOLOGY DELHI, NEW DELHI	48	21
3.	INDIAN INSTITUTE OF TECHNOLOGY ROORKEE, ROORKEE, UTTARAKHAND	59	21
4.	JAI NARAIN VYAS UNIVERSITY, JODHPUR, RAJASTHAN.	51	16
5.	INDIAN INSTITUTE OF TECHNOLOGY KANPUR, U.P.	26	15
6.	RAJIV GANDHI PROUDYOGIKI VISHWAVIDYALAYA, BHOPAL, M.P.	35	15
7.	BANARAS HINDU UNIVERSITY, VARANASI, U.P.	33	14
8.	VINOBA BHAVE UNIVERSITY, HAZARIBAGH, JHARKHAND	33	9
9.	INDIAN INSTITUTE OF SCIENCE, BANGALORE, KARNATAKA	11	8
10.	MOTILAL NEHRU NATIONAL INSTITUTE OF TECHNOLOGY, ALLAHABAD, UTTAR PRADESH	30	8
11.	UNIVERSITY OF RAJASTHAN, JAIPUR, RAJASTHAN	33	8
12.	UNIVERSITY OF ALLAHABAD, ALLAHABAD, U.P.	16	7
13.	PATNA UNIVERSITY, PATNA, BIHAR	22	7
14.	INSTITUTE OF ENGINEERS, INDIA	25	7
15.	GOVIND BALLABH PANT UNIVERSITY OF AGRICULTURE AND TECHNOLOGY, PANTNAGAR, UTTARANCHAL	10	6
16.	MALVIYA NATIONAL INSTITUTE OF TECHNOLOGY, JAIPUR, RAJASTHAN	16	6
17.	DR RAM MANOHAR LOHIA AVADH UNIVERSITY, FAIZABAD, U.P.	9	5
18.	UNIVERSITY OF LUCKNOW, LUCKNOW, U.P.	9	5
19.	PT. RAVISHANKAR SHUKLA UNIVERSITY, RAIPUR, CHHATISGARH	10	5
20.	UNIVERSITY OF DELHI, DELHI	22	5
21.	MAULANA AZAD NATIONAL INSTITUTE OF TECHNOLOGY, BHOPAL, M.P.	8	4
22.	UNIVERSITY OF PUNE, PUNE, MAHARASHTRA	8	4
23.	DEENDAYAL UPADHYAYA GORAKHPUR UNIVERSITY, GORAKHPUR, U.P.	15	4
24.	ALIGARH MUSLIM UNIVERSITY, ALIGARH, U.P.	16	4
25.	M. J. P. ROHILKHAND UNIVERSITY, BAREILLY, U.P.	3	3
26.	RASHTRASANT TUKADOJI MAHARAJ NAGPUR UNIVERSITY, NAGPUR, MAHARASHTRA	5	3

S. No.	Name of university/ institution	Number of candidates	
		Attended the personality test	Recommended
(1)	(2)	(3)	(4)
27.	BIRLA INSTITUTE OF TECHNOLOGY, MESRA, RANCHI, JHARKHAND	8	3
28.	MAHARSHI DAYANAND UNIVERSITY, ROHTAK, HARYANA	8	3
29.	NATIONAL INSTITUTE OF TECHNOLOGY, WARANGAL, A.P.	12	3
30.	JAWAHARLAL NEHRU TECHNOLOGICAL UNIVERSITY, HYDERABAD, A.P.	26	3
31.	BHARATHIDASAN UNIVERSITY, TIRUCHIRAPPALLI, T.N.	2	2
32.	CH. CHARAN SINGH UNIVERSITY, MEERUT, U.P.	2	2
33.	PANJAB UNIVERSITY, CHANDIGARH, PUNJAB	3	2
34.	THAPAR INSTITUTE OF ENGINEERING & TECHNOLOGY, PATIALA, PUNJAB	3	2
35.	UNIVERSITY OF JAMMU, JAMMU, J&K	3	2
36.	INDIAN INSTITUTE OF TECHNOLOGY GUWAHATI, ASSAM	4	2
37.	KUMAUN UNIVERSITY, NAINITAL, UTTARAKHAND	4	2
38.	KURUKSHETRA UNIVERSITY, KURUKSHETRA, HARYANA	4	2
39.	OSMANIA UNIVERSITY, HYDERABAD, A.P.	4	2
40.	INDIAN SCHOOL OF MINES, DHANBAD, JHARKHAND	5	2
41.	NATIONAL INSTITUTE OF TECHNOLOGY, KURUKSHETRA, HARYANA	5	2
42.	BUNDELKHAND UNIVERSITY, JHANSI, U.P.	6	2
43.	JAMIA MILLIA ISLAMIA, NEW DELHI	7	2
44.	BIJU PATNAIK INSTITUTE OF TECHNOLOGY, ROURKELA, ORISSA	8	2
45.	ANDHRA UNIVERSITY, VISAKHAPATNAM, A.P.	10	2
46.	BANGALORE UNIVERSITY, BANGALORE, KARNATAKA	1	1
47.	DIBRUGARH UNIVERSITY, DIBRUGARH, ASSAM	1	1
48.	ECOLE CENTRALE, PARIS	1	1
49.	NATIONAL UNIVERSITY OF SINGAPORE, SINGAPORE	1	1
50.	RANI DURGAVATI VISHWAVIDYALAYA, JABALPUR, M.P.	1	1
51.	THE MAHARAJA SAYAJIRAO UNIVERSITY OF BARODA, VADODARA, GUJARAT	1	1
52.	UNIVERSITY OF CALICUT, KOZHIKODE, KERALA	1	1
53.	VIKRAM UNIVERSITY, UJJAIN, M.P.	1	1
54.	NATIONAL INSTITUTE OF TECHNOLOGY, TIRUCHIRAPPALLI, TAMIL NADU	2	1
55.	NORTH MAHARASHTRA UNIVERSITY, JALGAON, MAHARASHTRA	2	1
56.	SWAMI RAMANAND TEERTH MARATHWADA UNIVERSITY, NANDED, MAHARASHTRA	2	1
57.	BARKATULLAH VISHWAVIDYALAYA, BHOPAL, M.P.	3	1
58.	KAKATIYA UNIVERSITY, WARANGAL, A.P.	3	1
59.	MADURAI-KAMARAJ UNIVERSITY, MADURAI, T.N.	3	1

Annual Report 2008-09

S. No.	Name of university/ institution	Number of candidates	
		Attended the personality test	Recommended
(1)	(2)	(3)	(4)
60.	PUNJAB TECHNICAL UNIVERSITY, JALANDHAR, PUNJAB	3	1
61.	DR BABASAHEB AMBEDKAR MARATHWADA UNIVERSITY, AURANGABAD, MAHARASHTRA	4	1
62.	INDIAN INSTITUTE OF TECHNOLOGY BOMBAY, MUMBAI, MAHARASHTRA	4	1
63.	INDIAN INSTITUTE OF TECHNOLOGY MADRAS, CHENNAI, T.N.	4	1
64.	NATIONAL INSTITUTE OF TECHNOLOGY, HAMIRPUR, HIMACHAL PRADESH	4	1
65.	NATIONAL INSTITUTE OF TECHNOLOGY, CALICUT, KERALA	5	1
66.	UNIVERSITY OF MUMBAI, MUMBAI, MAHARASHTRA	5	1
67.	JADAVPUR UNIVERSITY, KOLKATA, W.B.	6	1
68.	NATIONAL INSTITUTE OF TECHNOLOGY, JAMSHEDPUR, JHARKHAND	6	1
69.	BENGAL ENGINEERING & SCIENCE UNIVERSITY, SIBPUR, HOWRAH, W.B.	7	1
70.	INDIAN INSTITUTE OF TECHNOLOGY KHARAGPUR, W.B.	7	1
71.	SAMBALPUR UNIVERSITY, SAMBALPUR, ORISSA	7	1
72.	VISVESVARAYA NATIONAL INSTITUTE OF TECHNOLOGY, NAGPUR MAHARASHTRA	7	1
73.	TILKA MANJHI BHAGALPUR UNIVERSITY, BHAGALPUR, BIHAR	8	1
74.	CHHATRAPATI SHAHUJI MAHARAJ UNIVERSITY, KANPUR, U.P.	9	1
	Total		304

Notes: (i) Universities/institutions have been arranged in descending order of the number of candidates recommended
(ii) The Universities/institutions from which the candidates have obtained the highest degree, have been reckoned.

Appendix XVII

(Vide Chapter 3)

Indian Forest Service Examination - 2007 : Profile of candidates

1. The Indian Forest Service Examination is conducted in two successive stages viz. the written examination followed by interview for personality test. The written examination consists of six conventional (essay) type papers and carries a total of 1,400 marks whereas the interview carries 300 marks. Only those candidates who qualify the written examination are eligible for interview (personality test).

2. Out of 31,887 candidates who had applied for the Indian Forest Service Examination, 2007, 7696 (24%) candidates appeared in the written examination held in July, 2007. On the basis of results of the written examination, 129 candidates were declared qualified for personality test. Of the 129 candidates, 128 candidates attended the personality test, of whom 40 candidates were recommended by the Commission for appointment to the Indian Forest Service. The number of vacancies and the candidates applied, appeared, qualified the written examination, attended personality test and were recommended in the Indian Forest Service Examinations held during the last five years, are given in Table 1.

Table 1: Year-wise number of vacancies and number of candidates: Indian Forest Service Examinations

Year	Number of vacancies	Number of candidates				Recommended
		Applied	Appeared in written examination	Qualified the written examination	Attended the personality test	
(1)	(2)	(3)	(4)	(5)	(6)	(7)
2003	35	32,866	8,749	86	85	35
2004	30	40,576	9,963	121*	120	30
2005	50	43,187	9,951**	156	156	50
2006	35	35,601	8,882	113	112	35
2007	40	31,887	7,696	129	128	40

Note: Candidature of *one and **five candidates were subsequently cancelled in the year 2004 and 2005 respectively.

2.1 Number of candidates appeared in the written examination, attended the personality test and recommended during the last five Indian Forest Service Examinations are shown in Diagram 1.

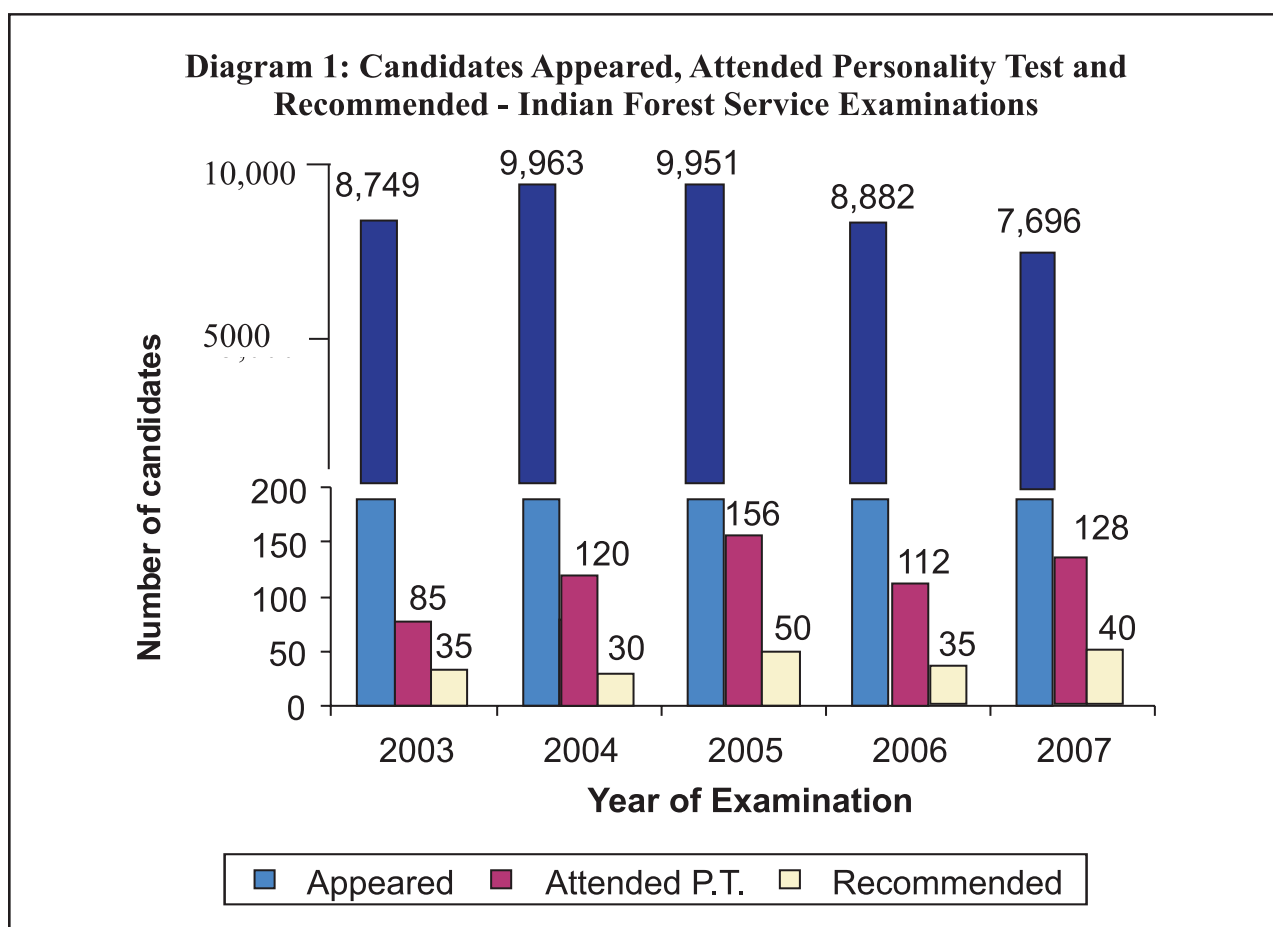
3. Community and gender-wise number of candidates applied and appeared for the Indian Forest Service Examination 2007 is given in Table 2.

3.1 It may be seen from Table 2 that out of 31,887 candidates who applied for the Indian Forest Service Examination 2007, only 7,696 (24%) of the candidates appeared for the written examination. In other words, 76% of the candidates did not turn up for the examination. Further, the drop-out rate among the candidates belonging to the Scheduled Castes and the Scheduled Tribes was higher as compared to that of the Other Backward Classes and General category candidates.

Table 2: Community and gender-wise number of candidates applied and appeared in Indian Forest Service Examination, 2007

	Applied				Appeared			
	Male	Female	Total	Percentage of Total	Male	Female	Total	Percentage of Total
SC	6206	2038	8244	26%	1295	462	1757	23%
ST	2466	1054	3520	11%	550	248	798	10%
OBC	6204	2216	8420	26%	1640	564	2204	29%
General	7598	4097	11695	37%	1905	1032	2937	38%
Total	22474	9405	31,887*	100%	5390	2306	7696	100%

Note: * Among the applied candidates, community-wise data is not available for 8 candidates.



3.2 Out of the 7,696 candidates who appeared in the Indian Forest Service Examination 2007, a total of 2306 (30%) candidates were female. Similarly, of the total 40 candidates recommended in the Indian Forest Service Examination, 2007, 8 (20%) were female (vide Table 7). In the Indian Forest Service Examination 2006 also, out of 8,882 candidates who appeared in the examination, 2,671 (30%) were female and of the 35 recommended 6 (17%) were female.

4. Community-wise number of candidates applied, appeared, qualified the written examination, attended the personality test and recommended in the Indian Forest Service Examination, 2007 are given in Table 3.

Table 3: Community-wise number of candidates - Indian Forest Service Examination, 2007

Community	Number of candidates				Recommended
	Applied	Appeared in written examination	Qualified the written examination	Attended the personality test	
(1)	(2)	(3)	(4)	(5)	(6)
SC	8,244	1,757	20	19	6
ST	3,520	798	9	9	3
OBC	8,420	2,204	49	49	15
General	11,695	2,937	51	51	16
Total	31,887*	7,696	129	128	40

* Includes 8 candidates out of the candidates applied for whom community-wise data is not available.

5. Based on the information furnished by the candidates in the detailed application forms of Indian Forest Service Examination, 2007, an analysis has been made in regard to their academic qualifications. For this purpose, the highest qualifications acquired by the candidates have been taken into account. The academic qualification-wise distribution of the candidates who attended the personality test and were recommended is given in Table 4.

Table 4: Qualification-wise distribution of candidates: Indian Forest Service Examination, 2007

Academic qualifications		Number of candidates	
		Attended the personality test	Recommended
I. Bachelor degrees		33	8
(i)	Bachelor degree in Agriculture or Forestry	16	3
(ii)	Bachelor degree in Animal Husbandry and Veterinary Science	2	2
(iii)	Bachelor degree in Physics, Chemistry, Botany, Zoology, Mathematics, Statistics or Geology	5	1
(iv)	Bachelor degree in Engineering	10	2
II. Higher degrees		95	32
(i)	Master degree in Agriculture or Forestry	58	21
(ii)	Master degree in Animal Husbandry and Veterinary Science	15	4
(iii)	Master degree in Engineering	2	-
(iv)	Master degree in other subjects	14	3
(v)	Ph.D.	6	4
Total		128	40

5.1 As seen from Table 4 above that 20 percent of the candidates recommended were graduates and 80 percent possessed post-graduate or higher qualifications.

Annual Report 2008-09

6. The distribution of candidates who attended the personality test vis-à-vis recommended for appointment with their optional subjects is given in Table 5.

Table 5: Distribution of candidates attended the personality test vis-à-vis recommended - Indian Forest Service Examination, 2007

S. No.	Optional subject	Number of candidates		
		Attended the personality test	Recommended	Pass percentage
(1)	(2)	(3)	(4)	(5)
1	Agriculture	80	26	32.5%
2	Agricultural Engineering	3	1	33.3%
3	Animal Husbandry and Veterinary Science	19	6	31.6%
4	Botany	42	14	33.3%
5	Chemistry	3	-	-
6	Chemical Engineering	-	-	-
7	Civil Engineering	-	-	-
8	Forestry	55	18	32.7%
9	Geology	2	-	-
10	Mathematics	8	1	12.5%
11	Mechanical Engineering	4	2	50%
12	Physics	11	3	27.3%
13	Statistics	-	-	-
14	Zoology	29	9	31.0%

6.1 From Table 5, it emerges that amongst the candidates who attended the personality test, Agriculture was opted by the largest number of candidates followed by Forestry, Botany and Zoology.

7. The community, age and gender-wise distribution of candidates who attended the personality test is given in Table 6.

Table 6: Community, age and gender-wise distribution of candidates who attended the personality test - Indian Forest Service Examination, 2007 (age reckoned as on July 1, 2007)

Community	Total			Age-group (in years)									
				21-24		24-26		26-28		28-30		30 and above	
	T	M	F	M	F	M	F	M	F	M	F	M	F
SC	19	15	4	1	-	3	1	3	1	4	1	4	1
ST	9	6	3	-	-	3	-	-	3	1	-	2	-
OBC	49	43	6	6	1	5	1	10	2	11	1	11	1
General	51	39	12	4	-	8	3	17	6	10	2	-	1
Total	128	103	25	11	1	19	5	30	12	26	4	17	3

T : Total; M : Male ; F : Female

The community, age and gender-wise distribution of candidates recommended for appointment is given in Table 7.

Table 7 : Community, age and gender-wise distribution of candidates recommended - Indian Forest Service Examination, 2007 (age reckoned as on July 1, 2007)

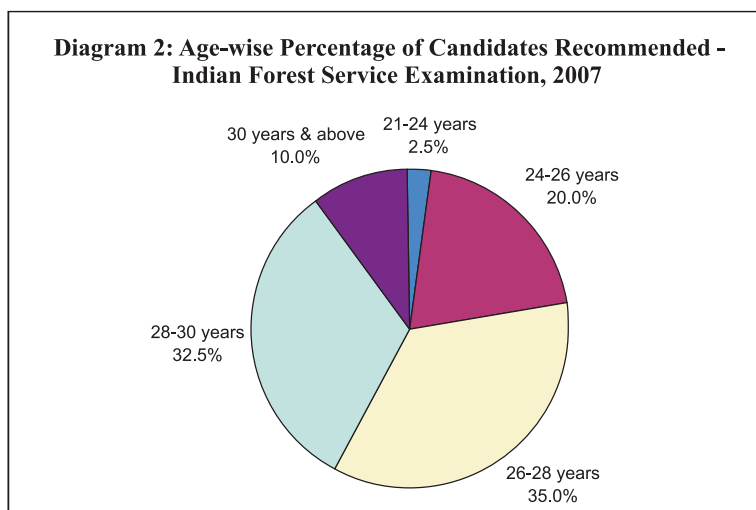
Community	Total			Age-group (in years)									
				21-24		24-26		26-28		28-30		30 and above	
	T	M	F	M	F	M	F	M	F	M	F	M	F
SC	6	5	1	-	-	2	-	-	-	3	1	-	-
ST	3	2	1	-	-	2	-	-	1	-	-	-	-
OBC	15	13	2	-	1	1	-	4	-	5	-	3	1
General	16	12	4	-	-	2	1	6	3	4	-	-	-
Total	40	32	8	-	1	7	1	10	4	12	1	3	1

T : Total; M : Male ; F : Female

7.1. It may be seen from above table 6 that of the 128 candidates who appeared for interview, 19 (15%) candidates belonged to Scheduled Castes, 9 (7%) belonged Scheduled Tribes, 49 (38%) belonged to Other Backward Classes and 51 (40%) belonged to General category.

8. The following information emerge from Table 7:
- Of the 40 recommended candidates, 6 (15%) belonged to Scheduled Castes, 3 (7.5%) to Scheduled Tribes, 15 (37.5%) to Other Backward Classes and 16 (40%) to General category.
 - Female candidates constituted 20 percent of the total candidates recommended.
 - The average age of candidates belonging to the Scheduled Castes, Scheduled Tribes, Other Backward Classes and General categories was 27 years 2 months, 25 years 4 months, 28 years 4 months and 27 years 3 months respectively against the average age of 27 years 6 months of all the candidates recommended.

8.1 Age-wise percentage of candidates recommended in the Indian Forest Service Examination, 2007, is shown in Diagram 2.



9. General candidates and Other Backward Class candidates are permitted four and seven attempts respectively at the examination. However, there is no restriction on the number of attempts for the Scheduled Caste and the Scheduled Tribe candidates. The community-wise and gender-wise number of attempts made by the recommended candidates for the examination are given in Table 8.

Table 8: Number of attempts made by recommended candidates: Community-wise and gender-wise - Indian Forest Service Examination, 2007

Community	Gender	Number of attempts made by the recommended candidates					Total
		1 st	2nd	3rd	4th	Above 4	
SC	Male	-	1	2	1	1	5
	Female	-	-	-	-	1	1
ST	Male	-	2	-	-	-	2
	Female	-	1	-	-	-	1
OBC	Male	2	1	3	5	2	13
	Female	1	-	-	-	1	2
General	Male	5	4	2	1	-	12
	Female	1	2	1	-	-	4
Total	Male	7	8	7	7	3	32
	Female	2	3	1	-	2	8

9.1 It follows from Table 8 that 22.5 percent of the candidates qualified the examination in first attempt and 27.5 percent of the candidates qualified the examination in second attempt. However, in the third, fourth and more than four attempts, the percentage of successful candidates was at 20 percent, 17.5 percent and 12.5 percent respectively. Further, no candidate who belonged to Scheduled Caste or Scheduled Tribe could qualify the examination in the first attempt.

10. The university-wise/institution-wise number of the candidates recommended in the Indian Forest Service Examination, 2007 are given in Table 9. For this purpose, the university/ institution from which the candidates have acquired the highest qualification, has been taken into account.

Table 9: University-wise/institution-wise number of candidates recommended - Indian Forest Service Examination, 2007

S. No.	Name of university/ institution	Number of candidates recommended
1	Indian Agricultural Research Institute, New Delhi	8
2	Tamil Nadu Agricultural University, Coimbatore, Tamil Nadu	6
3	Indian Veterinary Research Institute, Izatnagar, Uttar Pradesh	3
4	University of Agricultural Sciences, Dharwad, Karnataka	2
5	Forest Research Institute, Dehradun, Uttarakhand	2

S. No.	Name of university/ institution	Number of candidates recommended
6	Govind Ballabh Pant University of Agriculture and Technology, Pantnagar, Uttarakhand	2
7	University of Agricultural Sciences, Bangalore, Karnataka	2
8	Ch. Charan Singh Haryana Agricultural University, Hisar, Haryana	2
9	Panjab University, Chandigarh	1
10	University of Pune, Pune, Maharashtra	1
11	Andhra University, Visakhapatnam, A. P.	1
12	Indian Institute of Science, Bangalore	1
13	Acharya N.G. Ranga Agricultural University, Hyderabad, A.P.	1
14	Manonmaniam Sundaranar University, Tirunelveli, T.N.	1
15	Indian Institute of Technology, Kharagpur, West Bengal	1
16	Birla Institute of Technology, Mesra, Ranchi, Jharkhand	1
17	Tamil Nadu Veterinary & Agricultural Sciences University, Chennai, T.N.	1
18	Sher-e-Kashmir Institute of Agricultural Sciences, Jammu, J&K	1
19	Bangalore University, Karnataka	1
20	Indian Institute of Technology, Guwahati, Assam	1
21	Allahabad Agricultural University, Allahabad, U. P.	1
	Total	40

NOTE: Universities/institutions have been arranged in descending order of the number of candidates recommended.

10.1 It is seen from the Table 9 that the maximum number of candidates recommended, i.e. eight candidates, belonged to Indian Agricultural Research Institute, New Delhi followed by Tamil Nadu Agricultural University, Coimbatore (6 candidates) and Indian Veterinary Research Institute, Izatnagar, Uttar Pradesh (3 candidates).

Appendix XVII-A

(Vide Chapter 3)

Indian Forest Service Examination - 2008: Profile of candidates

1. The Indian Forest Service Examination is conducted in two successive stages viz. the written examination followed by interview for personality test. The written examination consists of six conventional (essay) type papers and carries a total of 1,400 marks whereas the interview carries 300 marks. Only those candidates who qualify the written examination are eligible for interview (personality test).

2. Out of 32,872 candidates who had applied for the Indian Forest Service Examination, 2008, 7659 (23%) candidates appeared in the written examination held in July, 2008. On the basis of results of the written examination, 232 candidates were declared qualified for personality test. Of the 232 candidates, 230 candidates attended the personality test, of whom 84 candidates were recommended by the Commission for appointment to the Indian Forest Service Examination 2008. Result of one candidate has been withheld. The number of vacancies and the candidates applied, appeared, qualified the written examination, attended personality test and were recommended in the Indian Forest Service Examinations held during the last five years, are given in Table 1.

Table 1: Year-wise number of vacancies and number of candidates: Indian Forest Service Examinations

Year	Number of vacancies	Number of candidates				Recommended
		Applied	Appeared in written examination	Qualified the written examination	Attended the personality test	
(1)	(2)	(3)	(4)	(5)	(6)	(7)
2004	30	40,576	9,963	121*	120	30
2005	50	43,187	9,951*	156	156	50
2006	35	35,601	8,882	113	112	35
2007	40	31,887	7,696	129	128	40
2008	85	32,872	7,659	232*	230	84

Note: * Candidature of one, five and two candidates were subsequently cancelled in the year 2004, 2005 and 2008 respectively.

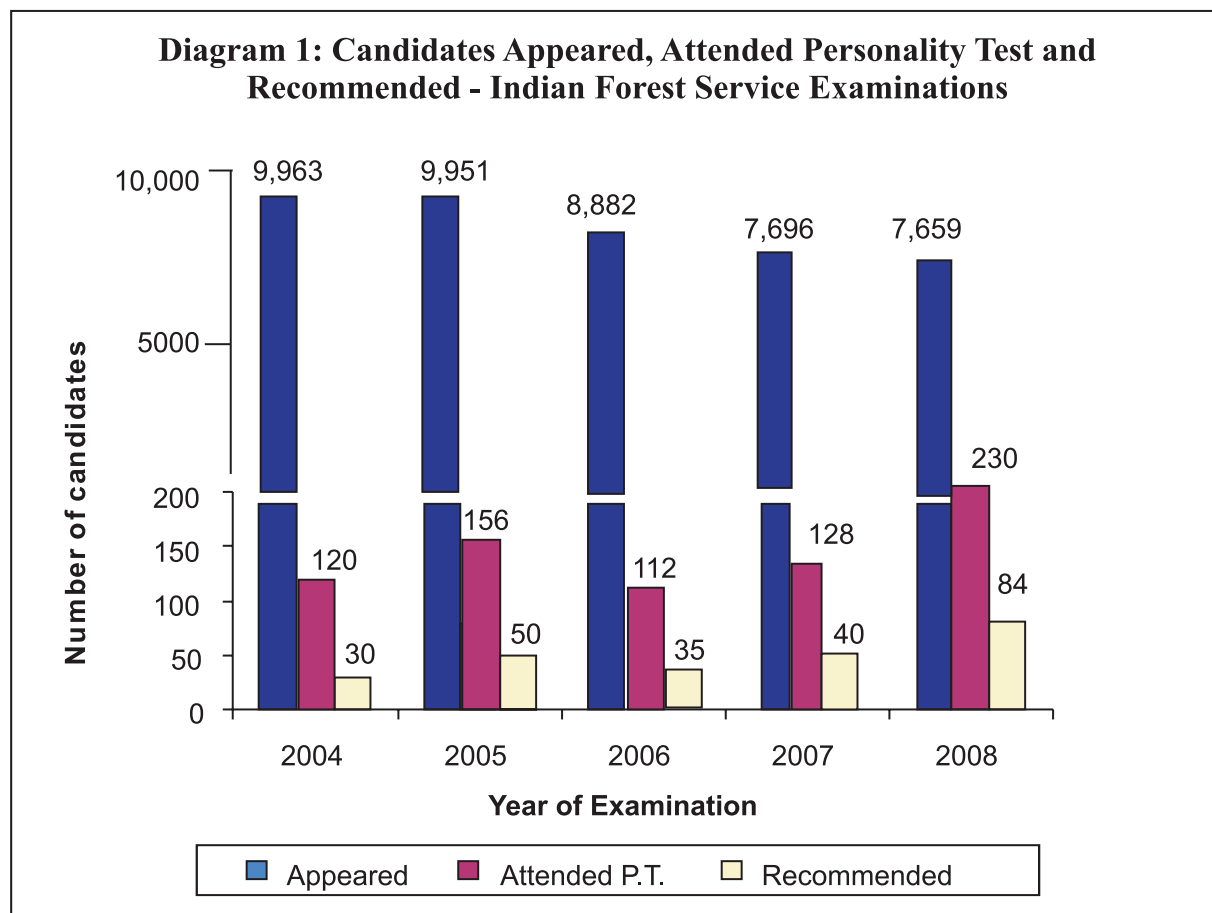
2.1 Number of candidates appeared in the written examination, attended the personality test and recommended during the last five Indian Forest Service Examinations are shown in Diagram 1.

3. Community and gender-wise number of candidates applied and appeared for the Indian Forest Service Examination 2008 is given in Table 2.

3.1 It may be seen from Table 2 that out of 32,872 candidates who applied for the Indian Forest Service Examination 2008, only 7,659 (23%) of the candidates appeared for the written examination. In other words, 77% of the candidates did not turn up for the examination. Further, the dropout rate among the candidates belonging to the Scheduled Castes and the Scheduled Tribes was higher as compared to that of the Other Backward Classes and General category candidates.

Table 2: Community and gender-wise number of candidates applied and appeared in Indian Forest Service Examination, 2008

	Applied				Appeared			
	Male	Female	Total	Percentage of Total	Male	Female	Total	Percentage of Total
SC	6,049	2,112	8,161	25%	1193	441	1634	21%
ST	2,789	1,203	3,992	12%	538	298	836	11%
OBC	6,344	2,336	8,680	26%	1716	564	2280	30%
General	7,766	4,273	12,039	37%	1895	1014	2909	38%
Total	22,948	9,924	32,872	100%	5,342	2,317	7,659	100%



3.2 Out of the 7,659 candidates who appeared in the Indian Forest Service Examination 2008, a total of 2,317 (30%) candidates were female. Similarly of the total 84 candidates recommended in the Indian Forest Service Examination, 2008, 9 (11%) were female (vide Table 7).

4. Community-wise number of candidates applied, appeared, qualified the written examination, attended the personality test and recommended in the Indian Forest Service Examination, 2008 are given in Table 3.

Table 3: Community-wise number of candidates - Indian Forest Service Examination, 2008

Community	Number of candidates				Recommended
	Applied	Appeared in written examination	Qualified the written examination	Attended the personality test	
(1)	(2)	(3)	(4)	(5)	(6)
SC	8,161	1634	36	36	14
ST	3,992	836	18	17	6
OBC	8,680	2280	89	89	33
General	12,039	2909	89	88	31
Total	32,872	7,659	232	230	84

5. Based on the information furnished by the candidates in the detailed application forms of Indian Forest Service Examination, 2008, an analysis has been made in regard to their academic qualifications. For this purpose, the highest qualifications acquired by the candidates have been taken into account. The academic qualification-wise distribution of the candidates who attended the personality test and were recommended is given in Table 4.

Table 4: Qualification-wise distribution of candidates: Indian Forest Service Examination, 2008

Academic qualifications		Number of candidates	
		Attended the personality test	Recommended
I. Bachelor degrees		80	32
(i)	Bachelor degree in Agriculture or Forestry	40	15
(ii)	Bachelor degree in Animal Husbandry and Veterinary Science	6	2
(iii)	Bachelor degree in Physics, Chemistry, Botany, Zoology, Mathematics, Statistics or Geology	8	1
(iv)	Bachelor degree in Engineering	26	14
II. Higher degrees		150	52
(i)	Master degree in Agriculture or Forestry	67	25
(ii)	Master degree in Animal Husbandry and Veterinary Science	14	8
(iii)	Master degree in Engineering	6	2
(iv)	Master degree in other subjects	46	12
(v)	Ph.D.	17	5
Total		230	84

5.1 As seen from Table 4 above that 38 percent of the candidates recommended were graduates and 62 percent possessed post-graduate or higher qualifications.

6. The distribution of candidates who attended the personality test vis-à-vis recommended for appointment with their optional subjects is given in Table 5.

Table 5: Distribution of candidates attended the personality test vis-à-vis recommended - Indian Forest Service Examination, 2008

S. No.	Optional subject	Number of candidates Attended the personality test	Recommended	Pass percentage
(1)	(2)	(3)	(4)	(5)
1	Mechanical Engineering	5	3	60.0%
2	Animal Husbandry and Veterinary Science	22	12	54.5%
3	Agricultural Engineering	2	1	50.0%
4	Chemistry	12	6	50.0%
5	Geology	6	3	50.0%
6	Physics	23	11	47.8%
7	Mathematics	21	8	38.1%
8	Zoology	61	23	37.7%
9	Forestry	106	38	35.8%
10	Agriculture	131	45	34.4%
11	Botany	68	18	26.5%
12	Chemical Engineering	1	-	-
13	Civil Engineering	1	-	-
14	Statistics	1	-	-

6.1 From Table 5, it emerges that amongst the candidates who attended the personality test, Agriculture was opted by the largest number of candidates followed by Forestry, Botany and Zoology.

7. The community, age and gender-wise distribution of candidates who attended the personality test is given in Table 6.

Table 6: Community, age and gender-wise distribution of candidates who attended the personality test - Indian Forest Service Examination, 2008 (Age reckoned as on July 1, 2008)

Community	Total			Age-group (in years)									
				21-24		24-26		26-28		28-30		30 and above	
	T	M	F	M	F	M	F	M	F	M	F	M	F
SC	36	31	5	8	-	7	3	6	1	3	1	7	-
ST	17	13	4	1	-	3	2	3	-	3	1	3	1
OBC	89	75	14	14	3	7	5	12	2	22	-	20	4
General	88	70	18	10	4	20	6	18	5	21	3	1	-
Total	230	189	41	33	7	37	16	39	8	49	5	31	5

T : Total; M : Male ; F : Female

The community-wise, age-wise and gender-wise distribution of candidates recommended for appointment is given in Table 7.

Table 7: Community, age and gender-wise distribution of candidates recommended - Indian Forest Service Examination, 2008 (Age reckoned as on July 1, 2008)

Community	Total			Age-group (in years)									
				21-24		24-26		26-28		28-30		30 and above	
	T	M	F	M	F	M	F	M	F	M	F	M	F
SC	14	13	1	3	-	2	-	2	-	3	1	3	-
ST	6	6	-	1	-	2	-	2	-	1	-	-	-
OBC	33	27	6	3	1	2	2	4	1	9	-	9	2
General	31	29	2	5	-	8	-	8	-	7	2	1	-
Total	84	75	9	12	1	14	2	16	1	20	3	13	2

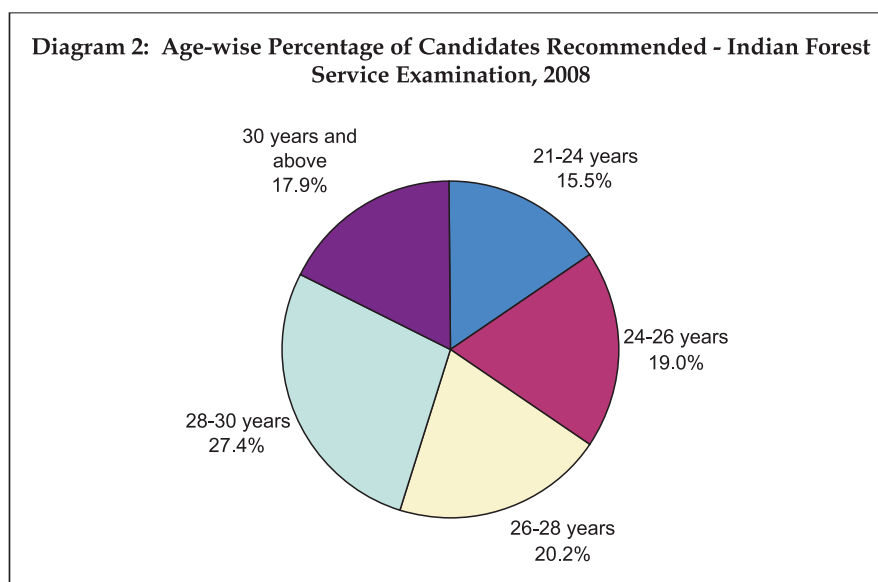
T : Total; M : Male ; F : Female

7.1. It may be seen from above Table 6 that of the 230 candidates who appeared for interview, 36 (16%) candidates belonged to Scheduled Castes, 17 (7%) belonged to Scheduled Tribes, 89 (39%) belonged to Other Backward Classes and 88 (38%) belonged to General category.

8. The following information emerges from Table 7:

- (i) Of the 84 recommended candidates, 14 (17%) belonged to Scheduled Castes, 6 (7%) to Scheduled Tribes, 33 (39%) to Other Backward Classes and 31 (37%) to General category.
- (ii) Female candidates constituted 11 percent of the total candidates recommended
- (iii) Highest percentage of the candidates recommended belonged to the age group of 28-30 years (27.4%) followed by 26-28 years (20.2%), 24-26 years (19.0%), 30 years and above (17.9%) and 21-24 years (15.5%).

8.1 Age-wise percentage of candidates recommended in the Indian Forest Service Examination, 2008, is shown in Diagram 2.



9. General candidates and Other Backward Class candidates are permitted maximum four and seven attempts respectively at the examination. However, there is no restriction on the number of attempts for the Scheduled Caste and the Scheduled Tribe candidates. The community and gender-wise number of attempts made by the recommended candidates for the examination are given in Table 8.

Table 8: Number of attempts made by recommended candidates: Community and Gender-wise - Indian Forest Service Examination, 2008

Community	Gender	Number of attempts made by the recommended candidates					Total
		1 st	2nd	3rd	4th	Above 4	
SC	Male	2	3	3	3	2	13
	Female	-	-	-	1	-	1
ST	Male	-	2	4	-	-	6
	Female	-	-	-	-	-	-
OBC	Male	7	2	4	2	12	27
	Female	-	4	1	1	-	6
General	Male	8	13	4	4	-	29
	Female	-	-	2	-	-	2
Total	Male	17	20	15	9	14	75
	Female	-	4	3	2	-	9
	Total	17	24	18	11	14	84

9.1 It follows from Table 8 that 20.2 percent of the candidates qualified the examination in first attempt and 28.6 percent of the candidates qualified the examination in second attempt. However, in the third, fourth and more than four attempts, the percentage of successful candidates was at 21.4 percent, 13.1 percent and 16.7 percent respectively.

10. The university/institution-wise number of the candidates recommended in the Indian Forest Service Examination, 2008 are given in Table 9. For this purpose, the university/institution from which the candidates have acquired the highest qualification, has been taken into account.

Table 9: University/institution-wise number of candidates recommended - Indian Forest Service Examination, 2008

S. No.	Name of university/ institution	Number of candidates recommended
1	Tamil Nadu Agricultural University, Coimbatore, Tamil Nadu	16
2	Indian Institute of Technology, Kanpur, Uttar Pradesh	8
3	Indian Agricultural Research Institute, New Delhi, Delhi	7
4	Indian Veterinary Research Institute, Izatnagar, Uttar Pradesh	7
5	Kerala Agricultural University, Thrissur, Kerala	5

Annual Report 2008-09

S. No.	Name of university/ institution	Number of candidates recommended
6	Forest Research Institute, Dehradun, Uttarakhand	4
7	Indian Institute of Technology, Kharagpur, West Bengal	4
8	Dr. Yashwant Singh Parmar University of Horticulture & Forestry, Solan, Himachal Pradesh	3
9	University of Agricultural Sciences, Bangalore, Karnataka	3
10	Ch. Charan Singh Haryana Agricultural University, Hisar, Haryana	3
11	Acharya N.G. Ranga Agricultural University, Hyderabad, Andhra Pradesh	3
12	University of Agricultural Sciences, Dharwad, Karnataka	2
13	Tamil Nadu Veterinary & Agricultural Sciences University, Chennai, Tamil Nadu	2
14	University of Lucknow, Lucknow, Uttar Pradesh	1
15	The Maharaja Sayajirao University of Baroda, Vadodara, Gujarat	1
16	University of Delhi, Delhi	1
17	University of Mumbai, Mumbai, Maharashtra	1
18	Osmania University, Hyderabad, Andhra Pradesh	1
19	Indian School of Mines, Dhanbad, Jharkhand	1
20	University of North Bengal, Siliguri, Darjeeling, West Bengal	1
21	National Dairy Research Institute, Karnal, Haryana	1
22	Dr. Panjabrao Deshmukh Krishi Vidyapeeth, Akola, Maharashtra	1
23	Indian Institute of Technology, Mumbai, Maharashtra	1
24	Indian Institute of Technology, Delhi, New Delhi	1
25	North Eastern Hill University, Shillong, Meghalaya	1
26	University of Kashmir, Srinagar, Jammu & Kashmir	1
27	University of Hyderabad, Hyderabad, Andhra Pradesh	1
28	M.J.P. Rohilkhand University, Bareilly, Uttar Pradesh	1
29	National Institute of Technology, Calicut, Kerala	1
30	Punjab Engineering College, Chandigarh	1
	Total	84

Note : Universities/Institutions have been arranged in descending order of the total number of candidates.

10.1 It is seen from the Table 9 that the maximum number of candidates recommended, i.e. 16 candidates, belonged to Tamil Nadu Agricultural University, Coimbatore, followed by Indian Institute of Technology, Kanpur, (8 candidates), Indian Agricultural Research Institute, New Delhi and Indian Veterinary Research Institute, Izatnagar (7 candidates each).

Appendix XVIII

(Vide Chapter 4)

Ministry-Wise number of Engineering, Medical, Scientific & Technical and Non-Technical posts for which requisitions were received during the year 2008-09

S. No.	Name of Ministry/Department	Number of posts				Total
		Engineering	Medical	Scientific and Technical (excluding engineering)	Non-Technical	
(1)	(2)	(3)	(4)	(5)	(6)	(7)
1.	Agriculture	3	6	26	6	41
2.	Chandigarh Administration	-	31	-	1	32
3.	Commerce and Industry	1	-	-	4	5
4.	Consumer Affairs, Food and Public Distribution	-	-	1	-	1
5.	Corporate Affairs	-	-	-	19	19
6.	Culture	-	-	2	1	3
7.	Dadra and Nagar Haveli Administration	-	13	-	-	13
8.	Defence	428	2	30	46	506
9.	Environment and Forests	-	-	31	-	31
10.	External Affairs	-	-	-	3	3
11.	Finance	-	-	5	21	26
12.	Food Processing Industries	8	-	-	-	8
13.	Government of National Capital Territory of Delhi	218	17	82	24	341
14.	Government of Puducherry	-	24	-	2	26
15.	Health and Family Welfare	-	153	93	-	246
16.	Home Affairs	17	-	31	8	56
17.	Information and Broadcasting	-	-	-	21	21
18.	Labour and Employment	18	-	3	51	72
19.	Micro, Small and Medium Enterprises	7	-	-	-	7
20.	Mines	17	-	84	1	102
21.	Municipal Corporation of Delhi	1	-	-	-	1
22.	Personnel, Public Grievances and Pensions	-	-	3	21	24
23.	Planning Commission	-	-	-	3	3
24.	Science and Technology	1	-	-	-	1
25.	Shipping, Road Transport and Highways	20	25	-	32	77
26.	Statistics and Programme Implementation	-	-	2	-	2
27.	Textiles	2	-	4	2	8
28.	Tourism	-	-	-	4	4
29.	Union Public Service Commission	-	-	-	1	1
30.	Urban Development	6	-	-	34	40
31.	Water Resources	15	-	4	2	21
32.	Women and Child Development	-	-	2	-	2
	Total	762	271	403	307	1,743

Annual Report 2008-09

Appendix XIX

(Vide Chapter 4)

Ministry-wise number of Engineering, Medical, Scientific and Technical and Non-Technical posts which were advertised during the year 2008-09

S. No.	Name of Ministry/Department	Number of posts advertised				Total
		Engineering	Medical	Scientific and Technical (excluding engineering)	Non-Technical	
(1)	(2)	(3)	(4)	(5)	(6)	(7)
1.	Agriculture	3	-	12	4	19
2.	Chandigarh Administration	-	17	-	-	17
3.	Commerce and Industry	1	-	-	4	5
4.	Consumer Affairs, Food and Public Distribution	-	-	1	-	1
5.	Corporate Affairs	-	-	-	14	14
6.	Culture	-	-	2	1	3
7.	Defence	244	29	21	22	316
8.	Environment and Forests	-	-	7	-	7
9.	External Affairs	-	-	-	3	3
10.	Finance	-	-	14	21	35
11.	Food Processing Industries	4	-	-	-	4
12.	Government of National Capital Territory of Delhi	112	-	58	21	191
13.	Government of Puducherry	-	-	-	2	2
14.	Health and Family Welfare	-	129	91	-	220
15.	Home Affairs	17	-	30	7	54
16.	Information and Broadcasting	-	-	-	18	18
17.	Labour and Employment	16	-	-	54	70
18.	Micro, Small and Medium Enterprises	6	-	1	-	7
19.	Mines	17	-	101	1	119
20.	Municipal Corporation of Delhi	1	-	-	-	1
21.	Personnel, Public Grievances and Pensions	-	-	3	-	3
22.	Planning Commission	-	-	-	2	2
23.	Shipping, Road Transport and Highways	12	25	-	32	69
24.	Statistics and Programme Implementation	-	-	2	-	2
25.	Textiles	-	-	7	1	8
26.	Tourism	-	-	-	4	4
27.	Union Public Service Commission	-	-	-	1	1
28.	Urban Development	3	-	-	34	37
29.	Water Resources	8	-	3	2	13
30.	Women and Child Development	-	-	2	-	2
	Total	444	200	355	248	1,247

Appendix XX

(Vide Chapter 4)

Details of cases in which requisitions were cancelled/modified after advertisement during the year 2008-09

S. No.	Name of post/Ministry and pay scale	Number of posts involved	Reason for cancellation/modification
1.	Assistant Director (Horticulture), Directorate General of Works, Central Public Works Department, Ministry of Urban Development. (Rs.6,500-10,500)	1	Recruitment cancelled by the Commission as the query regarding clarification on reservation position, was not replied by the Ministry since more than four years had passed.
2.	Ayurvedic Physician, Health Department, Government of Puducherry (Rs. 8,000-13,500)	13	Recruitment cancelled on the request of Government of Puducherry due to decision to create posts of Assistant Physician in the pay Scale of Rs.6,500-10,500 (Group 'B') in lieu of the said Group 'A' post in order to make recruitment of candidate well versed with the local languages, downgrading the requisitioned post by revising the recruitment rules.
3.	Assistant Surgeon (Homoeopathy), Indian System of Medicine and Homoeopathy Department, Government of Puducherry (Rs. 8,000-13,500)	3	Recruitment cancelled on the request of the Government of Puducherry due to likely changes in the Recruitment Rules and lowering the Pay Scale to Rs. 6,500-10,500 (Group 'B', Non-gazetted).
4.	Senior Lecturer-cum-Epidemiologist (Community Medicine), Government Medical College and Hospital, Chandigarh, Chandigarh Administration (Rs. 14,300-18,150)	1	Recruitment cancelled on the request of Chandigarh Administration as after sending the requisition for the post allowed earlier recommended candidate to withdraw his resignation and rejoined the post. Earlier, recommended candidate had tendered his resignation, which was accepted by the Chandigarh Administration.
5.	Siddha Physician, Health Department (Indian System of Medicine and Homoeopathy), Government of Puducherry (Rs. 8,000-13,500)	6	Recruitment cancelled on the request of Government of Puducherry due to the decision to create posts of Assistant Physicians in the pay-scale of Rs.6,500-10,500 (Group 'B') in lieu of the said Group A post in order to make recruitment of candidate well versed with the local languages down grading the requisitioned post by revising the recruitment rules.

Annual Report 2008-09

S. No.	Name of post/Ministry and pay scale	Number of posts involved	Reason for cancellation/modification
6.	Specialist Grade II (Junior Scale) in Ophthalmology, Health and Family Welfare Department (Health), Government of Puducherry (Rs. 10,000-15,200)	1	Recruitment cancelled on the request of Government of Puducherry because as per the judgement of the Hon'ble CAT, Madras bench and Hon'ble High Court, Madras, regularization of the service of the existing incumbents are to be done from the date when the vacancy existed prior to February 15, 1996 as per the recruitment rules in force at the relevant time. Accordingly, no vacancies exist for the direct recruitment.
7.	Fisheries Scientist in the Fishery Survey of India, Ministry of Agriculture (Rs.8, 000-13,500)	2	Recruitment cancelled on the request of the Ministry, the recruitment for the existing requisition has been treated as cancelled as the two writ petition in Mumbai High Court against the two recommended candidates in previous recruitment are pending for more than five years.
8.	Senior Scientific Officer (Biology) in Forensic Science Laboratory, Home Department, Government of National Capital Territory of Delhi (Rs. 8,000-13,500)	1	Recruitment cancelled as the recruitment process for the post was initiated on the basis of 'One Time Mode of Recruitment' pending amendment of recruitment rules. However, as per the judgement the Hon'ble Supreme Court, it is not possible for the Commission to proceed further with the one time mode of recruitment.
9.	Administrative Officer Grade II in the Indian Navy, Ministry of Defence (Rs. 6,500-10,500)	9	Recruitment cancelled on the request of Ministry because as per Hon'ble CAT, Ernakulam judgement in OA No. 527/2007, the number of posts to be filled by direct recruitment were reduced to five and not nine as advertised earlier.
10.	Senior Scientific Officer (Biology) in Forensic Science Laboratory, Home Department, Government of National Capital Territory of Delhi. (Rs. 8,000-13,500)	4	Recruitment cancelled as the recruitment process for the post was initiated on the basis of "One Time Mode of Recruitment" pending amendment of recruitment rules. However, as per the judgement the Hon'ble Supreme Court, it is not possible for the Commission to proceed further with the one time mode of recruitment.
11.	Assistant Professor (Preventive and Social Medicine), Specialist Grade II of Central Health Service (Teaching Specialist Sub-Cadre), Ministry of Health and Family Welfare. (Rs. 10,000-15,200)	4	Recruitment cancelled on the request of Ministry as now JIPMER, Puducherry is no longer comes under Central Government and now become autonomous organisation.

S. No.	Name of post/Ministry and pay scale	Number of posts involved	Reason for cancellation/modification
12.	Assistant Professor (Psychiatry), Specialist Grade II of Central Health Service (Teaching Specialist Sub-Cadre), Ministry of Health and Family Welfare. (Rs. 10,000-15,200)	1	Recruitment cancelled on the request of Ministry as the qualifications prescribed in the advertisement are not in consonance with those prescribed under the Medical Council of India (MCI) Regulations.
13.	Assistant Registrar of Trade Marks in the Trade Marks Registry, Office of the Controller General of Patent Designs and Trade Marks, Ministry of Commerce. (Rs. 10,000-15,200)	1	Recruitment cancelled on the request of Ministry due to proposed changes in the recruitment rules suggested by the Department.
14.	Lecturer (Zoology), Jawaharlal Nehru Rajkeeya Mahavidyalaya, Andaman and Nicobar Administration. (Rs. 8,000-13,500)	1	Recruitment cancelled by the Commission as the said requisition was not in accordance with the latest amended University Grants Commission regulations.
15.	Assistant Professor of Psychiatry, Specialist Grade II of Central Health Service (Teaching Specialist Sub-Cadre), Ministry of Health and Family Welfare. (Rs. 10,000-15,200)	1	Recruitment cancelled on the request of Ministry as the qualifications prescribed in the advertisement are not in consonance with those prescribed under the Medical Council of India (MCI) Regulations.
16.	Lecturer (Foreign Trade), Directorate of Training and Technical Education, Government of National Capital Territory of Delhi. (Rs. 8,000-13,500)	1	Recruitment cancelled on the request of Government of Delhi due to abolition of the post as per the All India Council for Technical Education (AICTE) guidelines.
17.	Lecturer in Graphics, Government College of Art, Chandigarh Administration. (Rs. 2,200-4,000)(Pre-revised)	4	Recruitment cancelled on the request of Chandigarh Administration in view of judgement of court case.
18.	Lecturer in Painting, Government College of Art, Chandigarh Administration. (Rs. 2,200-4,000)(Pre-revised)	5	Recruitment cancelled on the request of Chandigarh Administration in view of judgement of court case.
19.	Lecturer in Applied Art, Government College of Art, Chandigarh Administration. (Rs. 2,200-4,000)(Pre-revised)	1	Recruitment cancelled on the request of Chandigarh Administration in view of judgement of court case.

Annual Report 2008-09

S. No.	Name of post/Ministry and pay scale	Number of posts involved	Reason for cancellation/modification
20.	Lecturer in Sculpture, Government College of Art, Chandigarh Administration. (Rs. 2,200-4,000)(Pre-revised)	1	Number of posts reduced from three to two. Recruitment of one unreserved post cancelled on the request of Chandigarh Administration in view of judgement of court case.
21.	Assistant Professor of Anaesthesia, Specialist Grade II of Central Health Service (Teaching Specialist Sub-Cadre), Ministry of Health and Family Welfare. (Rs. 10,000-15,200)	9	Recruitment cancelled on the request of Ministry as now JIPMER, Puducherry is no longer comes under Central Government and now become autonomous organisation.
22.	Assistant Professor of Urology, Specialist Grade II of Central Health Service (Teaching Specialist Sub-Cadre), Ministry of Health and Family Welfare. (Rs. 10,000-15,200)	1	Recruitment cancelled on the request of Ministry as now JIPMER, Puducherry is no longer comes under Central Government and now become autonomous organisation.
23.	Lecturer in Fine Arts in Government Home Science College, Chandigarh Administration. (Rs. 8,000-13,500)	1	Recruitment cancelled by the Commission as fresh requisition was asked/requested from the Chandigarh Administration.
24.	Lecturer in Hygiene and Physiology in Government Home Science College, Chandigarh Administration. (Rs. 8000-13500)	1	Recruitment cancelled by the Commission as fresh requisition was asked/requested from the Chandigarh Administration.
25.	Lecturer in Physics in Government Home Science College, Chandigarh Administration. (Rs. 8,000-13,500)	1	Recruitment cancelled by the Commission as fresh requisition was asked/requested from the Chandigarh Administration.
26.	Lecturer (Ayurveda), Directorate of Indian System of Medicine and Homoeopathy, Department of Health and Family Welfare, Government of National Capital Territory of Delhi, (Rs. 8,000-13,500)	10	Number of posts reduced from 18 to eight.
27.	Lecturer (Unani), Directorate of Indian System of Medicine and Homoeopathy, Department of Health and Family Welfare, Government of National Capital Territory of Delhi, (Rs. 8,000-13,500)	10	Number of posts reduced from 16 to six.

S. No.	Name of post/Ministry and pay scale	Number of posts involved	Reason for cancellation/modification
28.	Education Officer/Assistant Director of Education, Directorate of Education, Government of National Capital Territory of Delhi. (Rs. 10,000-15,200)	6	Number of posts reduced from 16 to 10.
29.	Deputy Government Counsel re-designated as Deputy Legal Adviser (Grade III in Indian Legal Services), Department of Legal Affairs, Ministry of Law and Justice. (Rs. 12,000-16,500)	1	Number of posts reduced from 6 to 5.
30.	Medical Officer (Homoeopathy), Directorate of Indian Medicine and Homoeopathy, Government of National Capital Territory of Delhi. (Rs. 8000-13500)	1 (-)	Number of posts increased from 22 to 23.

Appendix XXIV (Wide Chapter 4)

Discipline-wise medical posts for which the recruitment were finalised during the year 2008-09

S. No.	Discipline/ specialisation	No. of posts	No. of posts reserved				Applied				Called for interview				Interviewed				Recommended				Percentage of recommended candidates to number of the posts (%)
			SC	ST	OBC	UR	SC	ST	OBC	UR	SC	ST	OBC	UR	SC	ST	OBC	UR	SC	ST	OBC	UR	
(1)	(2)	(3)	(4)	(5)	(6)	(7)	(8)	(9)	(10)	(11)	(12)	(13)	(14)	(15)	(16)	(17)	(18)	(19)	(20)	(21)	(22)	(23)	(24)
1.	Anaesthesiology	3	-	-	-	3	-	-	-	18	-	-	-	8	-	-	-	6	-	-	-	2	66.67
2.	Ayurveda	8	2	1	2	3	77	12	87	275	10	1	26	31	9	-	13	15	2	-	4	1	87.50
3.	Cardiology	14	4	2	4	4	-	-	2	29	-	-	1	25	-	-	-	16	-	-	-	4	28.57
4.	Dentistry	4	-	-	2	2	-	-	6	4	-	-	2	1	-	-	2	1	-	-	2	1	75.00
5.	Ear, Nose And Throat	1	-	-	1	-	-	-	5	-	-	-	-	-	-	-	-	-	-	-	-	-	-
6.	Forensic Medicine	3	-	-	1	2	-	-	2	11	-	-	1	7	-	-	1	5	-	-	1	2	100.00
7.	Gastroentology	3	-	-	1	2	-	-	1	21	-	-	1	6	-	-	1	3	-	-	1	2	100.00
8.	Medical - General	55	8	2	14	31	146	39	194	461	56	23	57	122	33	14	25	61	10	3	12	20	81.82
9.	Homoeopathy	19	4	2	3	10	1012	162	1776	3641	16	8	14	40	16	8	14	40	5	2	5	7	100.00
10.	Medicine	1	-	1	-	-	-	-	3	-	-	-	2	-	-	-	-	-	-	-	-	-	-
11.	Nephrology	1	-	-	-	1	-	-	-	3	-	-	-	2	-	-	-	1	-	-	-	1	100.00
12.	Neurology/NeuroSurgery	5	1	-	3	1	-	-	1	1	-	-	1	1	-	-	-	-	-	-	-	-	-
13.	Obstetrics and Gynaecology	2	-	1	1	-	-	4	4	2	-	4	4	-	-	1	3	-	-	1	1	-	100.00
14.	Ophthalmology	5	-	-	4	1	-	-	21	35	-	-	12	26	-	-	4	20	-	-	3	1	80.00
15.	Orthopaedics	3	-	-	2	1	-	-	6	11	-	-	5	9	-	-	2	5	-	-	1	1	66.67
16.	Paediatrics	7	1	-	5	1	7	2	12	34	5	1	10	23	3	1	7	18	1	-	5	1	100.00
17.	Pathology/Bacteriology/ Microbiology	7	2	-	3	2	10	-	7	6	8	-	3	2	3	-	1	2	2	-	1	2	71.43
18.	Pharmacology	1	-	-	-	1	2	-	-	14	-	-	-	-	-	-	-	-	-	-	-	-	-
19.	Preventive and Social Medicine	1	-	-	1	-	-	-	-	2	-	-	-	-	-	-	-	-	-	-	-	-	-
20.	Public Health	25	-	3	13	9	32	1	22	112	9	1	5	48	4	1	4	28	1	-	3	6	40.00
21.	Radiology	6	1	1	3	1	-	1	5	13	-	1	-	11	-	-	-	7	-	-	-	1	16.67
22.	Surgery	3	1	-	2	-	9	1	10	-	1	-	2	-	1	-	1	-	1	-	1	-	66.67
23.	Tuberculosis	2	-	-	1	1	-	-	-	11	-	-	-	8	-	-	-	1	-	-	-	1	50.00
24.	Unani	6	1	-	2	3	16	-	276	711	-	-	16	39	-	-	5	24	-	-	1	2	50.00
25.	Dermatology & Venereology	4	-	1	3	-	-	2	4	1	-	1	1	-	1	1	-	-	1	1	-	-	50.00
26.	Endocrinology	1	-	-	1	-	-	-	-	-	-	-	-	-	-	-	-	-	-	-	-	-	-
27.	Physical Medicine and Rehabilitation	1	-	-	1	-	-	-	-	1	-	-	-	-	-	-	-	-	-	-	-	-	-
28.	Veterinary Science/ Animal Husbandry	12	1	-	8	3	58	4	311	62	20	-	61	10	13	-	44	6	2	-	8	2	100.00
	Total	203	26	14	81	82	1369	231	2752	5479	125	42	222	419	82	26	128	259	24	7	50	57	67.98

Note: SC : Scheduled Castes ST : Scheduled Tribes OBC : Other Backward Classes UR : Unreserved
 Total posts reserved : 203 Candidates applied : 9,831 Candidates called for interview : 808 Candidates interviewed : 495 Candidates recommended : 138

Annual Report 2008-09

Appendix XXV

(Vide Chapter 4)

Details of cases for which suitable candidates could not be found during the year 2008-09

S. No.	Name of Post/Ministry/Organisation and Pay-scale	Classification		Number of Posts				Total
		Group 'A'	Group 'B'	Scheduled Castes	Scheduled Tribes	Other Backward Classes	Unreserved	
(1)	(2)	(3)	(4)	(5)	(6)	(7)	(8)	(9)
AGRICULTURE								
1	Deputy Assistant Director (Military Farms), Directorate of Military Farms, Army Headquarters, Ministry of Defence, (Rs. 8000-13500)	1	-	-	-	-	1	1
	Total	1	-	-	-	-	1	1
COMMERCE AND ACCOUNTANCY								
2	Assistant Director (Cost) in the Office of the Chief Adviser Cost, Department of Expenditure, Ministry of Finance, (Rs. 8000-13500)	2	-	1	1	-	-	2
	Total	2	-	1	1	-	-	2
EDUCATION								
3	Principal In Government Schools Under the Directorate of Education, Government of National Capital Territory of Delhi, (Rs. 10000-15200)	2	-	-	2	-	-	2
	Total	2	-	-	2	-	-	2
ENGINEERING								
4	Research Officer (Electronics and Instrumentation Engineering), Central Water And Power Research Station, Ministry of Water Resources (Rs. 8000-13500)	1	-	-	-	-	1	1
5	Assistant Works Manager (Metallurgist) (Junior Time Scale), Ordnance Factory Board, Department of Defence Production, Ministry of Defence (Rs. 8000-13500)	1	-	-	-	-	1	1
6	Director (Technical) In The Office of the Textile Commissioner, Ministry of Textiles, (Rs. 12000- 16500)	1	-	-	-	1	-	1

Annual Report 2008-09

S. No.	Name of Post/Ministry/Organisation and Pay-scale	Classification		Number of Posts				Total
		Group 'A'	Group 'B'	Scheduled Castes	Scheduled Tribes	Other Backward Classes	Unreserved	
(1)	(2)	(3)	(4)	(5)	(6)	(7)	(8)	(9)
7	Chief Engineer Grade II, Central Institute of Fisheries, Nautical and Engineering Training, Department of Animal Husbandry, Dairying and Fisheries, Ministry of Agriculture, (Rs. 7450-11500)	-	1	-	-	-	1	1
8	Senior Scientific Officer Grade II (Aeronautics), Directorate General of Aeronautical Quality Assurance, Ministry of Defence, (Rs. 8000-13500)	1	-	-	-	1	-	1
9	Senior Scientific Officer Grade II (Electrical), Directorate General of Aeronautical Quality Assurance, Ministry of Defence, (Rs. 8000-13500)	1	-	-	-	1	-	1
10	Deputy Director (Technical) in the Office of the Textile Commissioner, Ministry of Textiles, (Rs. 10000-15200)	2	-	-	-	1	1	2
11	Junior Scientific Officer (Electrical), Directorate General of Aeronautical Quality Assurance, Ministry of Defence, (Rs. 7500-12000)	-	3	1	-	2	-	3
12	Junior Scientific Officer (Mechanical) in the Directorate General of Aeronautical Quality Assurance, Ministry of Defence, (Rs. 7500-12000)	-	1	-	1	-	-	1
13	Junior Time Scale (Electronics and Communication Engineering), Integrated Headquarters, Ministry of Defence, (Rs. 8000-13500)	1	-	1	-	-	-	1
14	Assistant Director of Training (Mechanical), Directorate General of Employment and Training, Ministry of Labour and Employment, (Rs. 8000-13500)	1	-	-	-	-	1	1
Total		9	5	2	1	6	5	14

Annual Report 2008-09

S. No.	Name of Post/Ministry/Organisation and Pay-scale	Classification		Number of Posts				Total
		Group 'A'	Group 'B'	Scheduled Castes	Scheduled Tribes	Other Backward Classes	Unreserved	
(1)	(2)	(3)	(4)	(5)	(6)	(7)	(8)	(9)
JOURNALISM/PUBLICITY								
15	Senior Grade of Indian Information Service, Ministry of Information and Broadcasting, (Rs. 6500-10500)	-	6	-	-	3	3	6
16	Senior Grade of Indian Information Service, Ministry of Information and Broadcasting, (Rs. 6500-10500)	-	4	1	-	1	2	4
	Total	-	10	1	-	4	5	10
LANGUAGES/LINGUISTICS								
17	Translation Officer (Russian/English), Indian Navy, Ministry of Defence, (Rs. 6500-10500)	-	10	2	1	7	-	10
18	Junior Interpreter (Arabic) in the Interpreter's Cadre, Ministry of External Affairs, (Rs. 8000-13500)	1	-	-	-	-	1	1
19	Hindi Officer in Indian Railways, Railway Board, Ministry of Railways, (Rs. 10000-15200)	1	-	-	-	-	1	1
	Total	2	10	2	1	7	2	12
LEGAL								
20	Superintendent (Legal) in the Department of Legal Affairs, Ministry of Law and Justice, (Rs. 7500-12000)	-	1	-	-	-	1	1
	Total	-	1	-	-	-	1	1
MEDICAL (ALLOPATHIC)								
21	Specialist Grade II (Dermatology), Specialist Grade II of Central Health Service (Non-teaching Specialist Sub-cadre), Ministry of Health and Family Welfare, (Rs. 10000-15200)	2	-	-	-	2	-	2
22	Medical Officer Grade II, General Reserve Engineer Force of Border Roads Organization, Ministry of Shipping, Road Transport and Highways, (Rs. 8000-13500)	10	-	-	-	3	7	10

Annual Report 2008-09

S. No.	Name of Post/Ministry/ Organisation and Pay-scale	Classification		Number of Posts				Total
		Group 'A'	Group 'B'	Scheduled Castes	Scheduled Tribes	Other Backward Classes	Unreserved	
(1)	(2)	(3)	(4)	(5)	(6)	(7)	(8)	(9)
23	Specialist Grade II (Junior Scale) (Physical Medicine and Rehabilitation), Specialist Grade II of Central Health Service (Non-teaching Specialist Sub-cadre), Ministry of Health and Family Welfare, (Rs. 10000-15200)	1	-	-	-	1	-	1
24	Public Health Specialist, Specialist Grade II of Central Health Service (Public Health Specialist Sub-cadre), Ministry of Health and Family Welfare, (Rs. 10000-15200)	11	-	-	2	9	-	11
25	Public Health Specialist Grade II in the Public Health Specialist Sub-cadre of Central Health Service, Ministry of Health and Family Welfare, (Rs. 10000-15200)	4	-	-	1	1	2	4
26	Specialist Grade II (ENT) (Junior Scale), Specialist Grade II of Central Health Service (Non-teaching Specialist Sub-cadre), Ministry of Health and Family Welfare, (Rs. 10000-15200)	1	-	-	-	1	-	1
27	Specialist Grade II (Junior Scale)(Ortho-surgery) Specialist Grade II of Central Health Service (Non Teaching Specialist Sub-cadre), Ministry of Health and Family Welfare, (Rs. 10000-15200)	1	-	-	-	1	-	1
28	Specialist Grade II (Microbiologist), Specialist Grade II of Central Health Service (Non-teaching Specialist Sub-cadre), Ministry of Health and Family Welfare, (Rs. 10000-15200)	1	-	-	-	1	-	1
29	Maxillofacial Surgeon at Safdarjang Hospital, Ministry of Health And Family Welfare, (Rs. 10000- 15200)	1	-	-	-	-	1	1
Total		32	-	-	3	19	10	32

Annual Report 2008-09

S. No.	Name of Post/Ministry/Organisation and Pay-scale	Classification		Number of Posts				Total
		Group 'A'	Group 'B'	Scheduled Castes	Scheduled Tribes	Other Backward Classes	Unreserved	
(1)	(2)	(3)	(4)	(5)	(6)	(7)	(8)	(9)
OFFICE MANAGEMENT AND SECRETARIAL PRACTICE								
30	Training Officer (Secretarial Practice) Under Women's Vocational Training Programme, Directorate General of Employment and Training, Ministry of Labour and Employment, (Rs. 6500-10500)	-	3	-	1	-	2	3
	Total	-	3	-	1	-	2	3
PHARMACY/PHARMACOLOGY								
31	Deputy Drugs Controller (India) New Drugs in Central Drugs Standardization Control Organization Under the Directorate General of Health Services, Ministry of Health and Family Welfare, (Rs. 12000-16500)	1	-	-	-	-	1	1
32	Pharmaceutical Chemist, Central Drugs Laboratory Under the Directorate General of Health Services, Ministry of Health and Family Welfare, (Rs. 10000-15200)	1	-	-	-	-	1	1
	Total	2	-	-	-	-	2	2
SCIENTIFIC AND TECHNICAL								
33	Programmer, Joint Cipher Bureau, Ministry of Defence, (Rs. 7450-11500)	-	1	-	-	1	-	1
34	Chemist (Junior) in Geological Survey of India, Ministry of Mines, (Rs. 8000-13500)	7	-	-	4	3	-	7
35	Senior Scientific Officer Grade I (instrumentation) Directorate General of Quality Assurance, Department of Defence Production, Ministry of Defence, (Rs. 10000-15200)	1	-	-	-	-	1	1
36	Senior Scientific Officer Gr-I (Gentex-botany) Directorate General of Quality Assurance, Department of Defence Production, Ministry of Defence, (Rs. 10000-15200)	1	-	-	-	1	-	1

S. No.	Name of Post/Ministry/Organisation and Pay-scale	Classification		Number of Posts				Total
		Group 'A'	Group 'B'	Scheduled Castes	Scheduled Tribes	Other Backward Classes	Unreserved	
(1)	(2)	(3)	(4)	(5)	(6)	(7)	(8)	(9)
37	Geophysicist (Junior), Geological Survey of India, Ministry of Mines, (Rs. 8000-13500)	5	-	-	4	-	1	5
38	Junior Scientific Officer (Psychology) in Indian Railways, Ministry of Railways, (Rs. 7500-12000)	-	1	-	-	-	1	1
39	Mineralogist (Junior) in Geological Survey of India, Ministry of Mines, (Rs. 8000-13500)	2	-	-	-	2	-	2
	Total	16	2	-	8	7	3	18
TEACHING - COMPUTER SCIENCE								
40	Assistant Professor in Computer Engineering (Technical) in Delhi College of Engineering, Directorate of Training and Technical Education, Government of National Capital Territory of Delhi, (Rs. 12000-18300)	2	-	-	-	2	-	2
41	Professor in Computer Science, National Defence Academy, Ministry of Defence, (Rs. 16400-22400)	1	-	-	-	-	1	1
42	Lecturer (Computer Science), Government Arts and Science Colleges, Chandigarh Administration, (Rs. 8000-13500)	-	4	1	-	1	2	4
	Total	3	4	1	-	3	3	7
TEACHING - ENGINEERING								
43	Professor in Mechanical Engineering (Technical) (B.tech. Part Time Programme) in Delhi College of Engineering, Directorate of Training and Technical Education, Government of National Capital Territory of Delhi, (Rs. 16400-22400)	1	-	-	-	-	1	1

Annual Report 2008-09

S. No.	Name of Post/Ministry/Organisation and Pay-scale	Classification		Number of Posts				Total
		Group 'A'	Group 'B'	Scheduled Castes	Scheduled Tribes	Other Backward Classes	Unreserved	
(1)	(2)	(3)	(4)	(5)	(6)	(7)	(8)	(9)
44	Professor (Electronics and Communication Engineering), Ambedkar Institute of Technology, Directorate of Training And Technical Education, Government of National Capital Territory of Delhi, (Rs. 16400-22400)	1	-	-	-	-	1	1
45	Professor (Mechanical Engineering)(Technical), Delhi College of Engineering, Department of Training and Technical Education, Government of National Capital Territory of Delhi, (Rs. 16400-22400)	3	-	1	-	1	1	3
Total		5	-	1	-	1	3	5
TEACHING - MEDICAL								
46	Lecturer (Unani) Under The Directorate of Indian System of Medicine and Homoeopathy, Department of Health and Family Welfare, Government of National Capital Territory of Delhi, (Rs. 8000-13500)	3	-	1	-	1	1	3
47	Assistant Professor of Cardiology, Specialist Grade II of Central Health Service (Teaching Specialist Sub-cadre), Ministry of Health and Family Welfare, (Rs. 10000-15200)	3	-	1	1	1	-	3
48	Senior Lecturer (Radio Diagnosis), Government Medical College and Hospital, Department of Medical Education and Research, Chandigarh Administration, (Rs. 14300-18150)	1	-	1	-	-	-	1
49	Assistant Professor of Cardiology, Specialist Grade II of Central Health Service (Teaching Specialist Sub-cadre), Ministry of Health and Family Welfare, (Rs. 10000-15200)	3	-	1	1	1	-	3

S. No.	Name of Post/Ministry/Organisation and Pay-scale	Classification		Number of Posts				Total
		Group 'A'	Group 'B'	Scheduled Castes	Scheduled Tribes	Other Backward Classes	Unreserved	
(1)	(2)	(3)	(4)	(5)	(6)	(7)	(8)	(9)
50	Assistant Professor (Radio-diagnosis), Specialist Grade II of Central Health Service (Teaching Specialist Sub Cadre), Ministry of Health and Family Welfare, (Rs. 10000-15200)	4	-	-	1	3	-	4
51	Senior Lecturer (Ophthalmology), Government Medical College and Hospital, Department of Medical Education and Research, Chandigarh Administration, (Rs. 14300-18150)	1	-	-	-	1	-	1
52	Senior Lecturer (Immuno Haematology and Blood Transfusion), Government Medical College and Hospital, Department of Medical Education and Research, Chandigarh Administration, (Rs. 14300-18150)	1	-	-	-	1	-	1
53	Senior Lecturer (Community Medicine), Government Medical College and Hospital, Department of Medical Education and Research, Chandigarh Administration, (Rs. 14300-18150)	1	-	-	-	1	-	1
54	Assistant Professor (General Medicine), Specialist Grade II of Central Health Service (Teaching Specialist Sub-cadre), Ministry of Health and Family Welfare, (Rs. 10000-15200)	1	-	-	1	-	-	1
55	Assistant Professor (T.B. and Chest Diseases), Specialist Grade II of Central Health Service (Teaching Specialist Sub-cadre), Ministry of Health and Family Welfare, (Rs. 10000-15200)	1	-	-	-	1	-	1
56	Assistant Professor of Surgery, Specialist Grade II of Central Health Service (Teaching Specialist Sub-cadre), Ministry of Health and Family Welfare, (Rs. 10000-15200)	1	-	-	-	1	-	1

Annual Report 2008-09

S. No.	Name of Post/Ministry/ Organisation and Pay-scale	Classification		Number of Posts				Total
		Group 'A'	Group 'B'	Scheduled Castes	Scheduled Tribes	Other Backward Classes	Unreserved	
(1)	(2)	(3)	(4)	(5)	(6)	(7)	(8)	(9)
57	Assistant Professor of Cardiology, Specialist Grade II of Central Health Service (Teaching Specialist Sub-cadre), Ministry of Health and Family Welfare, (Rs. 10000-15200)	4	-	2	-	2	-	4
58	Assistant Professor (Neurology) at JIPMER, Specialist Grade II of Central Health Service (Teaching Specialist Sub-cadre), Ministry of Health and Family Welfare, (Rs. 10000-15200)	1	-	-	-	-	1	1
59	Assistant Professor (Endocrinology), Specialist Grade II of Central Health Service (Teaching Specialist Sub-cadre), Ministry of Health and Family Welfare, (Rs. 10000-15200)	1	-	-	-	1	-	1
60	Assistant Professor (Neuro Surgery), Specialist Grade II of Central Health Service (Teaching Specialist Sub-cadre), Ministry of Health and Family Welfare, (Rs. 10000-15200)	1	-	-	-	1	-	1
61	Assistant Professor of Anaesthesia, Specialist Grade II of Central Health Service (Teaching Specialist Sub-cadre), Ministry of Health and Family Welfare, (Rs. 10000-15200)	1	-	-	-	-	1	1
62	Lecturer (Ayurveda), Directorate of Indian System of Medicine and Homoeopathy, Department of Health and Family Welfare, Government of National Capital Territory of Delhi, (Rs. 8000-13500)	1	-	-	1	-	-	1
63	Assistant Professor (Neurology), Specialist Grade II of Central Health Service (Teaching Specialist Sub-cadre), Ministry of Health and Family Welfare, (Rs. 10000-15200)	3	-	1	-	2	-	3
	Total	32	-	7	5	17	3	32

S. No.	Name of Post/Ministry/Organisation and Pay-scale	Classification		Number of Posts				Total
		Group 'A'	Group 'B'	Scheduled Castes	Scheduled Tribes	Other Backward Classes	Unreserved	
(1)	(2)	(3)	(4)	(5)	(6)	(7)	(8)	(9)
TEACHING - NATURAL SCIENCE								
64	Assistant Professor (Mathematics) (Non-technical), Delhi College of Engineering, Government of National Capital Territory of Delhi, (Rs. 12000-18300)	1	-	-	-	1	-	1
65	Lecturer In Physics (Non-technical), B. Tech. Part Time Programme, Delhi College of Engineering, Department of Training and Technical Education, Government of National Capital Territory of Delhi, (Rs. 8000-13500)	1	-	-	-	-	1	1
	Total	2	-	-	-	1	1	2
TEACHING - SOCIAL SCIENCE								
66	Lecturer (Chinese), National Defence Academy, Ministry of Defence, (Rs. 8000-13500)	1	-	-	-	-	1	1
	Total	1	-	-	-	-	1	1
MISCELLANEOUS								
67	Technologist (Process), Directorate of Printing, Ministry of Urban Development, (Rs. 7450-11500)	-	1	-	-	-	1	1
68	Economic Officer, Planning Commission, (Rs. 6500-10500)	-	1	-	-	-	1	1
69	Training Officer (Embroidery) in Women's Vocational Training Programme, Directorate General of Employment and Training, Ministry of Labour and Employment, (Rs. 6500-10500)	-	1	-	-	-	1	1
70	Training Officer(Hair and Skin Care) Under Women's Vocational Training Programme, Directorate General of Employment and Training, Ministry of Labour and Employment, (Rs. 6500-10500)	-	4	-	-	4	-	4
	Total	-	7	-	-	4	3	7
	Grand Total	109	42	15	22	69	45	151

Annual Report 2008-09

Appendix XXVI

(Vide Chapter 4)

Bulk recruitment cases finalised during the year 2008-09

S. No.	Name of Post/Ministry and pay-scale	Number of post	Applications received	Candidates recommended
(1)	(2)	(3)	(4)	(5)
1	Medical Officer (Homoeopathy) in the Directorate of Indian System of Medicine and Homoeopathy, Government of National Capital Territory of Delhi, (Rs. 8000-13500)	23	6,591	19
2	Assistant Public Prosecutor in the Directorate of Prosecution Government of National Capital Territory of Delhi, (Rs. 6500-10500)	38	3,012	23
3	Principal in Government Schools under the Directorate of Education, Government of National Capital Territory of Delhi, (Rs. 10000-15200)	53	2,702	49
4	Junior Works Manager (Mechanical), Ordnance Factory Board, Department of Defence Production, Ministry of Defence, (Rs. 7450-11500)	28	1,965	28
5	Principal, Directorate of Education, Government of National Capital Territory of Delhi, (Rs. 10000-15200)	27	1,599	24
6	Education Officer/Assistant Director of Education, Directorate of Education, Government of National Capital Territory of Delhi, (Rs. 10000-15200)	10	1,428	10
7	Chemist (Junior), Geological Survey of India, Ministry of Mines (Rs. 8000-13500)	98	1,423	43
8	Assistant Works Manager (Prob.)(Chemical Engineers)/Junior Time Scale, Ordnance Factory Board, Department of Defence Production, Ministry of Defence, (Rs. 8000-13500)	21	1,082	21
9	Geophysicist (Junior), Geological Survey of India, Ministry of Mines, (Rs. 8000-13500)	75	1,007	25
10	Lecturer (Unani), Directorate of Indian System of Medicine and Homoeopathy, Department of Health and Family Welfare, Government of National Capital Territory of Delhi, (Rs. 8000-13500)	6	1,003	3
11	Statistical Investigator Grade I in the office of the Registrar General, India, Ministry of Home Affairs, (Rs. 6500-10500)	14	915	13
12	Assistant Director of Census Operations (Technical), Office of the Registrar General, India, Ministry of Home Affairs, (Rs. 8000-13500)	6	861	6
13	Hindi Officer in Indian Railways, Railway Board, Ministry of Railways, (Rs. 10000-15200)	12	700	11
14	Junior Works Manager (Chemical), Ordnance Factory Board, Department of Defence Production, Ministry of Defence (Rs. 7450-11500)	5	601	5
15	Civilian Medical Officer under Directorate General of Armed Forces Medical Services, Ministry of Defence, (Rs. 8000-13500)	27	592	27
16	Senior Grade of Indian Information Service, Ministry of Information and Broadcasting, (Rs. 6500-10500)	18	547	14
17	Drugs Inspector in the Central Drugs Standards Control Organization, Directorate General of Health Services, Ministry of Health and Family Welfare, (Rs. 7500-12000)	14	525	12
Total		475	26,553	333

Appendix XXVII

(Vide Chapter 6)

Cadres where no Select List of 2008 was required to be prepared - Nil vacancy/ None-eligible

S.No.	Cadre/sub-cadre	Service
1.	Andhra Pradesh	IAS (NSCS)
2.	Andhra Pradesh	IFoS
3.	Assam	IAS (NSCS)
4.	Bihar	IFoS
5.	Chattisgarh	IAS (NSCS)
6.	Gujarat	IFoS
7.	Haryana	IPS
8.	Himachal	IAS (NSCS)
9.	Jharkhand	IFoS
10.	Manipur	IAS
11.	Manipur	IAS (NSCS)
12.	Manipur	IPS
13.	Meghalaya	IAS
14.	Meghalaya	IFoS
15.	Nagaland	IAS (NSCS)
16.	Nagaland	IPS
17.	Nagaland	IFoS
18.	Punjab	IAS (NSCS)
19.	Punjab	IPS
20.	Rajasthan	IAS (NSCS)
21.	Sikkim	IAS (NSCS)
22.	Sikkim	IPS
23.	Tamil Nadu	IAS (NSCS)
24.	Tamil Nadu*	IFoS *
25.	Tripura	IFoS
26.	Uttar Pradesh	IAS (NSCS)
27.	Uttarakhand	IAS
28.	Arunachal Pradesh	IAS (NSCS)
29.	Arunachal Pradesh	IPS
30.	Goa	IAS
31.	Goa	IAS (NSCS)
32.	Goa	IPS
33.	Mizoram	IAS (NSCS)
34.	Union Territories	IAS (NSCS)
35.	Mizoram	IFoS

* None-eligible

Legend : IAS : Indian Administrative Service
 IPS : Indian Police Service
 IFoS : Indian Forest Service
 SCS : State Civil Service
 NSCS : Non-State Civil Service

Appendix XXVIII

(Vide Chapter 6)

Promotion to All India Services - Meetings held during 2008-09

1. Meetings held

During the year 2008-09, the Commission convened 68 Selection Committee meetings and review meetings involving 846 officers for promotion to IAS/IPS/IFoS from State Civil Services, Non-State Civil Services, State Police Services and State Forest Services of different States/UTs. Out of these, 43 Selection Committee meetings were held for finalizing the Select List for the year 2008.

- (i) **IAS (SCS):** The Commission received 21 proposals for preparation of the Select List for the year 2008 for the existing vacancies. The Selection Committee meetings for promotion from State Civil Service to the IAS were convened for 15 cadres/Sub cadres. Out of which one cadre [Arunachal-IAS (SCS)] the Selection Committee meeting could not be held, as the quorum could not be completed. For the remaining cadres, the Selection Committee meeting could not be convened due to deficient documents not being received.
- (ii) **IAS (Non-SCS):** During the year, the Commission received 11 proposals for consideration of the cases of non-SCS officers for appointment to the IAS and meetings in respect of 10 cadres/sub-cadres were held and meeting for one cadre could not be held due to deficient document not being received.
- (iii) **IPS:** The Commission received 12 proposals for preparation of the Select Lists for the existing vacancies of 2008 and Selection Committee meetings for promotion to IPS from State Police Service for 11 cadres/sub-cadres were held. Selection Committee meeting in respect of one cadre could not be held due to non-receipt of deficient documents.
- (iv) **IFoS:** The Commission received 10 proposals for preparation of Select Lists of 2008 for the existing vacancies. Selection Committee meetings for promotion to IFoS from State Forest Service in respect of seven cadres/sub-cadres were held. For the remaining cadres/sub-cadres the Selection Committee meeting could not be held, as the State Governments could not furnish deficient documents/information by December 31.

2. Preparation of year-wise Select Lists

The Govt. of India (DoP&T) vide their notification dated July 25, 2000 amended the IAS/IPS/IFoS Promotion Regulations providing for preparation of Select List separately for each year during which the Committee could not meet as on December 31 of each year. Accordingly, Select Lists of 2007 were prepared alongwith the Select List of 2008 in respect of Madhya Pradesh-IAS, Nagaland-IPS, Bihar-IAS, Jammu & Kashmir-IAS, Assam-IAS and Gujarat-IFoS. Similarly Select Lists of 2006 and 2007 were prepared alongwith Select List of 2008 in respect of Jharkhand-IFoS, Maharashtra-IAS, Mizoram-IFoS and Union Territories (Andaman & Nicobar sub-segment)-IFoS cadres/sub cadres. Select List of 2002 to 2007 was also prepared along with the Select List of 2008 in respect of Haryana-IAS. Select Lists of 2004 to 2007 were also prepared along with Select List of 2008 in respect of IFoS-Orissa. Apart from the above, the Select List of 2005 in respect of Jharkhand-IAS, Select Lists of 2006 & 2007 in respect of Andhra Pradesh-IAS, Select Lists of 2006 & 2007 in respect of Kerala-IFoS, Select List of 2007 in respect of Kerala-IPS and Select List of 2007 in respect of Kerala-IAS were also prepared.

3. Review meetings

In pursuance of CAT/High Court directions, eight meetings of Review Selection Committee involving 23 officers have been held during the year 2008-09 (Appendix-XXIX).

Appendix XXIX

(Vide Chapter 6)

Review meetings held as a result of Court orders

S. No.	Name of Court	OA/WP/CP No.	In the matter of	Date of the judgement	Date of meeting	No. of officers concerned
1.	CAT, Guwahati	OA 187/05	Ramson Modi	26.02.07	09.06.08	1
2.	HC, Haryana	WP No.12691/2000	V.K.Jhajharia	11.12.07	09.06.08	1
3.	CAT, New Delhi	OA No. 2616/05	Rajiv Asthana	25.09.2007	19.06.08	1
4.	Supreme Court	CA No. 1776/08 & 1777/08	S.K.Jaiswal and K.L. Bishnoi	5.3.08	30.12.2008	15
5.	CAT, Jabalpur	OA No. 1044/2005	V.A.Pachori	30.10.2007	15.12.2008	1
6.	CAT, Cuttack	OA No. 615/97 & 110/96	LK.Das and B.N.Mohanty	05.02.2004	08.05.08	2
7.	CAT, Principal Bench	OA No. 2691/2008	M.L.Sarwan	23.12.08	18.3.09	1
8.	CAT, Principal Bench	OA No. 1883/2008	IAS Haryana	7.9.2008	25.02.08	1

Annual Report 2008-09

Appendix XXX

(Vide Chapter 6)

All India Services - Selection Committee meetings not held during the year 2008-09

S. No	Cadre	Service	Reasons
1.	Andhra Pradesh	IPS	Proposal not received
2.	Assam	IPS	Deficient documents not received.
3.	Assam	IFoS	Deficient documents not received.
4.	Bihar	IAS (NSCS)	Proposal not received
5.	Bihar	IPS	Vacancies not determined
6.	Chattisgarh	IPS	Vacancies not determined
7.	Chattisgarh	IFoS	Deficient documents not received.
8.	Haryana	IFoS	Proposal not received.
9.	Himachal Pradesh	IPS	Vacancy not determined
10.	Jammu & Kashmir	IAS (NSCS)	Proposal not received
11.	Jammu & Kashmir	IPS	Vacancies not determined
12.	Jammu & Kashmir	IFoS	Vacancies not determined/court case
13.	Jharkhand	IAS (SCS)	Proposal not received.
14.	Jharkhand	IAS (NSCS)	Proposal not received/court case
15.	Kerala	IPS	Proposals not received
16.	Kerala	IFoS	Proposals not received
17.	Madhya Pradesh	IAS (NSCS)	Deficient documents not received
18.	Manipur	IFoS	Vacancy not determined
19.	Nagaland	IAS	Deficient documents not received.
20.	Orissa	IAS (SCS)	Deficient documents not received/court case.
21.	Orissa	IPS	Vacancy not determined by the GOI
22.	Punjab	IAS (SCS)	Meeting postponed/court case
23.	Punjab	IFoS	Vacancy not confirmed
24.	Rajasthan	IAS	Deficient documents not received/court case
25.	Rajasthan	IFoS	Proposal not received
26.	Sikkim	IAS	Deficient documents not received
27.	Sikkim	IFoS	Deficient documents not received
28.	Tripura	IAS	Court order
29.	Tripura	IPS	Proposal not received
30.	Uttar Pradesh	IAS	Proposal not received/court case
31.	Uttar Pradesh	IPS	Proposal not received
32.	Uttar Pradesh	IFoS	Vacancy not determined/court case
33.	Uttarakhand	IFoS	Vacancy not determined/court case
34.	Arunachal Pradesh	IAS	Could not be held due to lack of quorum
35.	Arunachal Pradesh	IFoS	Proposal not received
36.	Goa	IFoS	Vacancies not determined
37.	Union Territories	IAS	Proposal not received
38.	Union Territories	IPS	Vacancy not determined

Appendix XXXI

(Vide Chapter 6)

Ministres/Departments who did not forward the half yearly returns of adhoc appointments made to Group 'A' and Group 'B' posts/services during the year 2008-09

- | | |
|--|---|
| 1. Department of Agricultural Research and Education | 30. Ministry of Petroleum and Natural Gas |
| 2. Department of Agriculture & Cooperation | 31. Department of Posts |
| 3. Department of Animal Husbandry, Dairying & Fisheries | 32. Department of Telecommunications |
| 4. Central Vigilance Commission | 33. Ministry of Power |
| 5. Central Bureau of Investigation | 34. Ministry of Railways |
| 6. Department of Chemicals & Petrochemicals | 35. Ministry of Rural Development |
| 7. Department of Fertilizers | 36. Department of Drinking Water Supply |
| 8. Ministry of Civil Aviation | 37. Department of Land Resources |
| 9. Ministry of Coal | 38. Department of Biotechnology |
| 10. Department of Commerce | 39. Department of Science & Technology |
| 11. Ministry of Corporate Affairs | 40. Department of Scientific & Industrial Research |
| 12. Ministry of Development of North Eastern Region | 41. Ministry of Micro, Small & Medium Enterprises |
| 13. Election Commission of India | 42. Ministry of Social Justice and Empowerment |
| 14. Ministry of Environment and Forests | 43. Staff Selection Commission |
| 15. Ministry of External Affairs | 44. Ministry of Statistics and Programme Implementation |
| 16. Ministry of Food Processing Industries | 45. Ministry of Steel |
| 17. Ministry of Health and Family Welfare | 46. Ministry of Textiles |
| 18. Department of Heavy Industries & Public Enterprises | 47. Ministry of Culture |
| 19. Department of Secondary & Higher Education and Department of Elementary Education & Literacy | 48. Ministry of Tourism |
| 20. Ministry of Information and Broadcasting | 49. Ministry of Tribal Affairs |
| 21. Ministry of Labour and Employment | 50. Ministry of Urban Development & Poverty Alleviation |
| 22. Department of Legal Affairs | 51. Ministry of Youth Affairs and Sports |
| 23. Ministry of Mines | 52. Office of the Registrar General, India |
| 24. Ministry of New & Renewable Energy | 53. Department of Official Language |
| 25. Ministry of Overseas Indian Affairs | 54. Bureau of Police Research & Development |
| 26. Ministry of Panchayati Raj | 55. Ministry of Minority Affairs |
| 27. Ministry of Parliamentary Affairs | 56. Ministry of Earth Sciences |
| 28. Department of Personnel & Training | 57. Administration of Daman and Diu |
| 29. Department of Administrative Reforms and Public Grievances | 58. Andaman and Nicobar Administration |
| | 59. Puducherry Administration |
| | 60. Chandigarh Administration |

Appendix XXXII (Vide Chapter 6)
Adhoc Appointments to Group 'A' and 'B' posts/services in the Ministries/Departments
which continued beyond a period of one year during the year 2008-09 and
reported to the Commission through half-yearly returns

S. No.	Name of Ministry/ Department	Name of post	Whether RR exist	Mode of recruitment	Pay scale / (in Rs)/ Pay band	Year of adhoc appointment	No. of adhoc appointments				
							30.6.2008		31.12.2008		
							Gr.A	Gr.B	Gr.A	Gr.B	
1	2	3	4	5	6	7	8	9	10	11	
1	Ministry of Commerce & Industry										
	Department of Industrial Policy & Promotion	Development Officer (Engg.)	Recruitment Rules yet to be framed		10000-15200	2002	1	Nil	1	Nil	
					10000-15200	2003	1	Nil	1	Nil	
					10000-15200	2005	2	Nil	2	Nil	
		Development Officer (Chem.)	Recruitment Rules yet to be framed		10000-15200	2007	1	Nil	1	Nil	
		Industrial Adviser (Chem.)	Recruitment Rules yet to be framed		16400-20500	2007	1	Nil	1	Nil	
		Industrial Adviser (Engg.)	Recruitment Rules yet to be framed		16400-20500	2007	1	Nil	1	Nil	
		Addl. Industrial Adviser	Recruitment Rules yet to be framed		14300-18300	2005	2	Nil	2	Nil	
					14300-18300	2007	2	Nil	2	Nil	
		Sr. D.O.	Recruitment Rules do not exist		12000-16500	2007	1	Nil	1	Nil	
	Tariff Commission, New Delhi	Sr. System Analyst	Yes	Promotion/transfer on deputation	10000-15200	2005	1	Nil			
		DPA, Gr. 'B'	Yes	Promotion/transfer on deputation	6500-10500	2005	Nil	1	Nil	1	

Union Public Service Commission

S. No.	Name of Ministry/ Department	Name of post	Whether RR exist	Mode of recruitment	Pay scale / (in Rs)/ Pay band	Year of adhoc appointment	No. of adhoc appointments			
							30.6.2008		31.12.2008	
							Gr.A	Gr.B	Gr.A	Gr.B
1	2	3	4	5	6	7	8	9	10	11
	Petroleum & Explosives Safety Organisation	Jt. Chief Controller of Explosives	Yes	Promotion failing which by deputation (including STC)	14300-18300	2007	3	Nil		
	Salt Commissioner's Organisation, Jaipur	Deputy Salt Commissioner	Yes	Promotion	12000-16500	2005	1	Nil	1	Nil
	Office of the Economic Adviser	Economic Officer	Yes	50% DR, 25% promotion failing which by deputation, 25% deputation/ absorption	6500-10,500	2004			Nil	1
	Office of the Registrar of Trade Marks, Trade Marks Registry, Mumbai						Nil	Nil	Nil	Nil
2	Ministry of Consumer Affairs, Food & Public Distribution									
	Department of Food & Public Distribution	Deputy Director (S&R)	Information not furnished		10,000-15,200	2006			1	Nil
		Assistant Director	Information not furnished		8000-13500	2005			1	Nil
						2006			1	Nil
	Department of Consumer Affairs						Nil	Nil	Nil	Nil
3	Ministry of Defence									
	DGAFMS/DG2B						Nil	Nil		
	NHQ/DCP						Nil	Nil		

145

Annual Report 2008-09

S. No.	Name of Ministry/ Department	Name of post	Whether RR exist	Mode of recruitment	Pay scale / (in Rs)/ Pay band	Year of adhoc appointment	No. of adhoc appointments			
							30.6.2008		31.12.2008	
							Gr.A	Gr.B	Gr.A	Gr.B
1	2	3	4	5	6	7	8	9	10	11
	DPR/PR(X)						Nil	Nil		
	HQ IDS	Lecturer	Yes	Direct recruitment	8000-13500	1986	1	Nil		
					8000-13500	1987	1	Nil		
					8000-13500	1993	1	Nil		
					8000-13500	1994	1	Nil		
					8000-13500	1995	1	Nil		
					8000-13500	1996	3	Nil		
					8000-13500	1997	1	Nil		
					8000-13500	2001	2	Nil		
4	Ministry of Finance									
	Department of Economic Affairs						Nil	Nil	Nil	Nil
	I.G.M., Kolkata	Works Manager	N.A.		10,000-15,200	2007	1	Nil		
		Dy. G.M.	N.A.		PB-4, Rs.37400-67000/-, G.P. Rs.8700/-	2007			1	Nil
	I.G.M., Hyderabad	Deputy General Manager	Yes	50% by promotion failing which by absorption/ deputation & 50% by DR	14,300-18,300/-	2007	Nil	Nil	1	Nil
		Works Manager	Yes	Promotion failing which by absorption/deputation and failing both by DR	10,000-15,200/-	2007	Nil	Nil	1	Nil
	SPM, Hoshangabad						Nil	Nil	Nil	Nil
	SPP, Hyderabad						Nil	Nil	Nil	Nil
	BNP, Dewas	Chief Engineer	Yes	By promotion failing which by ToD failing both by DR	12000-16500	2007	1	Nil		
		Dy. Works Manager	Yes	By promotion failing which by Transfer/ ToD failing both by DR	10000-15200	2007	1	Nil	1	Nil

S. No.	Name of Ministry/ Department	Name of post	Whether RR exist	Mode of recruitment	Pay scale / (in Rs)/ Pay band	Year of adhoc appointment	No. of adhoc appointments			
							30.6.2008		31.12.2008	
							Gr.A	Gr.B	Gr.A	Gr.B
1	2	3	4	5	6	7	8	9	10	11
		Asstt. Works Manager (Printing & Platemaking)	Yes	50% by promotion failing which by DR, 50% by DR	8000-13500	2007	1	Nil		
		Chemist (Link & Research) Gr.II	Yes	331/3% by promotion failing which by ToD, 662/3% by ToD failing which by DR	8000-13500	2007	1	Nil	1	Nil
		Accounts Officer (Redesignated as Administrative Officer (Accounts))	Yes	Promotion failing which by ToD	7500-12000	2006	Nil	1	Nil	1
		Assistant Engineer (A/C)	Yes	Promotion failing which by ToD failing both by DR	6500-10500	2006	Nil	1	Nil	1
		Chief Administrative Officer	Yes	Promotion/ transfer on deputation	10,000-15,200	2007			1	Nil
	NSI, Nagpur								Nil	Nil
	ISP, Nasik Road								Nil	Nil
5	Ministry of Home Affairs									
	Central Industrial Security Force						Nil	Nil		
	Northern Zonal Council Secretariat	Committee Officer	Yes	Promotion/deputation	6500-10500	2005	Nil	1	Nil	1
		Superintendent	Yes	Promotion	9300-34800 (PB-2)	2006	Nil	1	Nil	1
		Assistant	Yes	Promotion	9300-34800 (PB-2)	2006	Nil	1		
6	Ministry of Law and Justice									
	Department of Legislative						Nil	Nil		

S. No.	Name of Ministry/ Department	Name of post	Whether RR exist	Mode of recruitment	Pay scale / (in Rs)/ Pay band	Year of adhoc appointment	No. of adhoc appointments				
							30.6.2008		31.12.2008		
							Gr.A	Gr.B	Gr.A	Gr.B	
1	2	3	4	5	6	7	8	9	10	11	
7	Planning Commission										
		Senior Research Officer	Yes	Promotion/ deputation	10,000-15,200	2005	2	Nil	2	Nil	
					10,000-15,200	2006	1	Nil	1	Nil	
					10,000-15,200	2007	3	Nil	2	Nil	
		Research Officer	Yes	Promotion/ deputation	8000-13,500	1996	1	Nil	1	Nil	
					8000-13,500	1997	1	Nil	1	Nil	
					8000-13,500	2000	1	Nil	1	Nil	
					8000-13,500	2001	1	Nil	1	Nil	
					8000-13,500	2005	1	Nil	1	Nil	
		Section Officer	Information not furnished		6500-10,500	2003	Nil	1	Nil	1	
					6500-10,500	2004	Nil	1	Nil	1	
					6500-10,500	2005	Nil	1	Nil	1	
					6500-10,500	2006	Nil	1	Nil	1	
					6500-10,500	2007	Nil	2	Nil	2	
		Assistant	Information not furnished		6500-10,500	1997	Nil	2	Nil	2	
					6500-10,500	2001	Nil	5	Nil	5	
					6500-10,500	2002	Nil	4	Nil	4	
					6500-10,500	2003	Nil	1	Nil	1	
					6500-10,500	2004	Nil	9	Nil	9	
					6500-10,500	2005	Nil	9	Nil	9	
					6500-10,500	2006	Nil	7	Nil	7	
					6500-10,500	2007	Nil	3	Nil	3	
8	Ministry of Shipping, Road Transport & Highways										
	Office of CE&A, ALHW	Assistant Administrative Officer	RRs are being finalised		6500-10500	2007	Nil	1			
	Department of Road Transport & Highways								Nil	Nil	

Union Public Service Commission

S. No.	Name of Ministry/ Department	Name of post	Whether RR exist	Mode of recruitment	Pay scale / (in Rs)/ Pay band	Year of adhoc appointment	No. of adhoc appointments			
							30.6.2008		31.12.2008	
							Gr.A	Gr.B	Gr.A	Gr.B
1	2	3	4	5	6	7	8	9	10	11
	Department of Shipping								Nil	Nil
9	Union Public Service Commission								Nil	Nil
10	Ministry of Water Resources									
	Central Water Commission	EAD/AE	Yes	Information not furnished	6500-10500	1997	Nil	9		
					6500-10500	1999	Nil	2		
	Central Ground Water Board	Assistant Hydrogeologist	Yes	662/3% by DR & 331/3% by Promotion	7500-12000	1997	Nil	14		
	Farrakka Barrage Project	Medical Officer	Yes	Direct recruitment	8000-13500	1988	1	Nil		
					8000-13500	1991	1	Nil		
					8000-13500	2004	2	Nil		
					8000-13500	2005	2	Nil		
					8000-13500	2006	1	Nil		
	Central Soil & Materials Research Station						Nil	Nil		
	Central Water & Power Research Station						Nil	Nil		
	Ganga Flood Control Commission						Nil	Nil		
	Sardar Sarovar Construction Advisory Committee						Nil	Nil		

Annual Report 2008-09

149

S. No.	Name of Ministry/ Department	Name of post	Whether RR exist	Mode of recruitment	Pay scale / (in Rs)/ Pay band	Year of adhoc appointment	No. of adhoc appointments			
							30.6.2008		31.12.2008	
							Gr.A	Gr.B	Gr.A	Gr.B
1	2	3	4	5	6	7	8	9	10	11
	Bansagar Control Board						Nil	Nil		
	Upper Yamuna River Board						Nil	Nil		
11	Administration of Dadra & Nagar Haveli									
	Personnel Section	District Immunization Officer, Now State MCHO	Yes	By promotion	10000-15200	1990	1	Nil	Nil	Nil
		Stenographer (H.G.)	Yes	By promotion	6500-10500	2006	Nil	1	Nil	Nil
		Superintendent/ Land Reforms Officer/ Mamlatdar	Yes	By promotion	5500-9000	2006	Nil	5	Nil	Nil
					5500-9000	2007	Nil	1	Nil	Nil

Appendix XXXIII (Vide Chapter 6)

Statement showing Ministry/Department-wise break-up of vacancies reserved for Scheduled Castes/Scheduled Tribes officers and the number of Scheduled Castes/Scheduled Tribes officers recommended for appointment against reserved/unreserved vacancies by the Departmental Promotion Committees for the year 2008-09

S. No.	Ministries/Departments	No. of vacancies reserved			No. of officers recommended against reserved vacancies			No. of officers recommended against unreserved vacancies		
		SC	ST	Total	SC	ST	Total	SC	ST	Total
(1)	(2)	(3)	(4)	(5)	(6)	(7)	(8)	(9)	(10)	(11)
1	Agriculture & Cooperation	3	1	4	3	1	4	1	1	2
2	Telecommunications	2	1	3	2	1	3	2	-	2
3	Posts	-	-	-	-	-	-	1	3	4
4	Civil Aviation	-	-	-	-	-	-	4	-	4
5	Commerce	-	-	-	-	-	-	3	-	3
6	Micro, Small & Medium Enterprises	-	-	-	-	-	-	1	-	1
7	Defence	205	108	313	123	22	145	16	5	21
8	External Affairs	10	10	20	5	4	9	-	-	-
9	Finance (CAG)	9	11	20	9	4	13	3	1	4
10	Finance (Revenue)	35	27	62	31	23	54	59	15	74
11	Expenditure	-	-	-	-	-	-	1	-	1
12	Economic Affairs	-	-	-	-	-	-	11	4	15
13	Culture	-	-	-	-	-	-	2	-	2
14	Home Affairs (Directorate of Forensic Science)	1	-	1	1	-	1	1	-	1
15	Health & Family Welfare	-	-	-	-	-	-	1	-	1
16	Central Bureau of Investigation	-	-	-	-	-	-	4	1	5
17	Central Industrial Security Force, MHA	6	3	9	-	-	-	6	2	8
18	Home Affairs	9	-	9	4	-	4	-	-	-
19	Home Affairs (RGI)	-	1	1	1	1	2	3	-	3
20	Home Affairs (CRPF)	-	1	1	-	1	1	-	-	-
21	Intelligence Bureau (Home Affairs)	47	22	69	41	17	58	1	2	3
22	Home Affairs (Official Language)	-	-	-	-	-	-	2	-	2

Annual Report 2008-09

S. No.	Ministries/Departments	No. of vacancies reserved			No. of officers recommended against reserved vacancies			No. of officers recommended against unreserved vacancies		
		SC	ST	Total	SC	ST	Total	SC	ST	Total
(1)	(2)	(3)	(4)	(5)	(6)	(7)	(8)	(9)	(10)	(11)
23	Information & Broadcasting	3	2	5	6	3	9	3	2	5
24	Labour & Empowerment	2	-	2	4	-	4	11	3	14
25	Railways	151	61	212	175	73	248	34	17	51
26	Shipping Road Transport & Highways	2	-	2	6	-	6	4	-	4
27	Election Commission of India	2	1	3	-	-	-	-	-	-
28	Statistics & Prog. Impl.	1	1	2	1	1	2	4	4	8
29	Textiles	2	2	4	2	2	4	2	-	2
30	Tourism	-	-	-	-	-	-	2	1	3
31	Urban Development & Poverty Alleviation	2	-	2	2	-	2	6	-	6
32	Mines	73	37	110	26	9	35	4	3	7
33	Water Resources	2	3	5	1	-	1	5	1	6
34	Municipal Corporation of Delhi	9	5	14	1	-	1	-	-	-
35	N.C.T. of Delhi	112	83	195	102	14	116	87	-	87
36	Delhi Jal Board	3	2	5	3	1	4	-	-	-
37	E.S.I.C	1	4	5	1	4	5	22	9	31
38	Power	3	2	5	3	2	5	-	-	-
39	Science & Technology	-	-	-	-	-	-	1	-	1
40	Environment & Forests	-	1	1	1	2	3	1	1	2
41	Chandigarh Administration	2	-	2	2	-	2	-	-	-
42	DOP&T	28	1	29	1	-	1	2	-	2
43	Chemical & Petrochemicals	-	-	-	-	-	-	1	-	1
44	Central Vigilance Commission	-	-	-	-	-	-	1	-	1
45	Industrial Policy & Promotion	-	-	-	-	-	-	1	-	1
	Total	725	390	1115	557	185	742	313	75	388

Appendix XXXIV

(Vide Chapter 7)

List of posts reserved for Scheduled Castes/Scheduled Tribes/Other Backward Classes for which no such candidate applied during the year 2008-09

S. No.	Name of post and pay-scale	Number of posts reserved for			Total
		Scheduled Castes	Scheduled Tribes	Other Backward Classes	
1	Assistant Professor of Cardiology, Specialist Grade II of CHS (Teaching Specialist Sub-Cadre), Ministry of Health and Family Welfare, (Rs. 10000-15200)	1	1	1	3
2	Assistant Professor (Neurology), Specialist Grade II of CHS (Teaching Specialist Sub-Cadre), Ministry of Health and Family Welfare, (Rs. 10000-15200)	1	-	-	1
3	Senior Lecturer (Radio-Diagnosis), Government Medical College and Hospital, Department of Medical Education and Research, Chandigarh Administration, (Rs. 14300-18150)	1	-	-	1
4	Assistant Professor of Cardiology, Specialist Grade II of CHS (Teaching Specialist Sub-Cadre), Ministry of Health and Family Welfare, (Rs. 10000-15200)	1	1	1	3
5	Assistant Professor of Cardiology, Specialist Grade II of CHS (Teaching Specialist Sub-Cadre), Ministry of Health and Family Welfare, (Rs. 10000-15200)	2	-	-	2
6	Public Health Specialist Grade II in the Public Health Specialist Sub-Cadre of CHS, Ministry of Health and Family Welfare, (Rs. 10000-15200)	-	1	-	1
7	Assistant Professor (T.B. and Chest Diseases), Specialist Grade II of CHS (Teaching Specialist Sub-Cadre), Ministry of Health and Family Welfare, (Rs. 10000-15200)	-	-	1	1
8	Specialist Grade II (Junior Scale)(Physical Medicine and Rehabilitation), Specialist Grade II of CHS (Non-Teaching Specialist Sub-Cadre), Ministry of Health and Family Welfare, (Rs. 10000-15200)	-	-	1	1
9	Assistant Professor (Neuro Surgery), Specialist Grade II of CHS (Teaching Specialist Sub-Cadre), Ministry of Health and Family Welfare, (Rs. 10000-15200)	-	-	1	1
10	Assistant Professor (Endocrinology), Specialist Grade II of CHS (Teaching Specialist Sub-Cadre), Ministry of Health and Family Welfare, (Rs. 10000-15200)	-	-	1	1
11	Senior Lecturer (Community Medicine), Government Medical College and Hospital, Department of Medical Education and Research, Chandigarh Administration, (Rs. 14300-18150)	-	-	1	1
	Total	6	3	7	16

Annual Report 2008-09

Appendix XXXV

(Vide Chapter 7)

Number of Scheduled Caste/ Scheduled Tribe/ Other Backward Class candidates recommended against unreserved vacancies through direct recruitment by interview during the year 2008-09

S. No.	Name of post and pay-scale	Number of candidates			Total
		Scheduled Castes	Scheduled Tribes	Other Backward Classes	
(1)	(2)	(3)	(4)	(5)	(6)
1	Service Engineer (Mechanical) in Fishery Survey of India, Department of Animal Husbandry, Dairying and Fisheries, Ministry of Agriculture, (Rs. 8000-13500)	1	-	-	1
2	Director (Crops Development Directorate), Department of Agriculture and Co-operation, Ministry of Agriculture, (Rs. 12000-16500)	-	-	1	1
3	Farm Superintendent, Farm Machinery Training and Testing Institute, Department of Agriculture and Co-operation, Ministry of Agriculture, (Rs.6500-10500)	-	-	1	1
4	Scientist SB (Non-Destructive), National Test House, Department of Consumer Affairs, Ministry of Consumer Affairs, Food and Public Distribution, (Rs. 8000-13500)	-	-	1	1
5	Civilian Medical Officer under Directorate General of Armed Forces Medical Services, Ministry of Defence, (Rs. 8000-13500)	1	1	1	3
6	Assistant Works Manager (Prob.) (Metallurgist)(Junior Time Scale), Department of Defence Production, Ordnance Factory Board, Ministry of Defence, (Rs. 8000-13500)	1	-	1	2
7	Assistant Works Manager (Prob.)(Chemical Engineers)/ Junior Time Scale, Ordnance Factory Board, Department of Defence Production, Ministry of Defence, (Rs. 8000-13500)	1	-	3	4
8	Junior Works Manager (Clothing Technology) in Ordnance Factory Board, Department of Defence Production, Ministry of Defence, (Rs. 7450-11500)	1	-	-	1
9.	Senior Scientific Officer Grade II (Electronics/ Communication Engineering), Directorate General of Quality Assurance, Department of Defence Production, Ministry of Defence, (Rs. 8000-13500)	-	-	1	1
10.	Senior Scientific Officer Grade II in Chemistry (Chemical Engineering), Directorate General of Quality Assurance, Department of Defence Production, Ministry of Defence, (Rs. 8000-13500)	-	-	1	1
11.	Reader in History, National Defence Academy, Ministry of Defence, (Rs.12000-18300)	-	-	1	1

Annual Report 2008-09

S. No.	Name of post and pay-scale	Number of candidates			Total
		Scheduled Castes	Scheduled Tribes	Other Backward Classes	
(1)	(2)	(3)	(4)	(5)	(6)
12	Reader in Political Science, National Defence Academy, Ministry of Defence, (Rs. 12000-18300)	-	-	1	1
13	Reader in Chemistry, National Defence Academy, Ministry of Defence (Rs. 12000-18300)	-	-	1	1
14	Junior Scientific Officer (Electrical), Directorate General of Aeronautical Quality Assurance, Ministry of Defence, (Rs. 7500-12000)	-	-	1	1
15	Junior Scientific Officer (Electronics), Directorate General of Aeronautical Quality Assurance, Ministry of Defence, (Rs. 7500-12000)	-	-	2	2
16	Junior Scientific Officer (Computer), Directorate General of Aeronautical Quality Assurance, Ministry of Defence, (Rs. 7500-12000)	-	-	1	1
17	Reader in Geography, National Defence Academy, Ministry of Defence (Rs. 12000-18300)	-	-	1	1
18	Junior Works Manager (Mechanical), Ordnance Factory Board, Department of Defence Production, Ministry of Defence, (Rs. 7450-11500)	-	-	4	4
19	Translation Officer (Russian/English), Indian Navy, Ministry of Defence, (Rs. 6500-10500)	-	-	3	3
20	Lecturer (Computer Science Engineering) in the Naval Academy, Ministry of Defence, (Rs. 8000-13500)	-	-	1	1
21	Junior Time Scale in Electronics and Communication Engineering in Integrated Headquarter, Ministry of Defence, (Rs. 8000-13500)	-	-	3	3
22	Civilian Gliding Instructor in N.C.C. Air Squadrons, Directorate General of National Cadet Corps, Ministry of Defence, (Rs. 8000-13500)	-	-	1	1
23	Senior Scientific Officer Grade II (Electrical) in the Directorate General of Aeronautical Quality Assurance Ministry of Defence, (Rs. 8000-13500)	-	-	1	1
24	Public Health Specialist Grade II in the Public Health Specialist Sub-Cadre of CHS, Ministry of Health and Family Welfare, (Rs.10000-15200)	1	-	-	1
25	Drugs Inspector in the Central Drugs Standards Control Organization, Directorate General of Health Services, Ministry of Health and Family Welfare, (Rs. 7500-12000)	1	-	-	1
26	Junior Analyst, Central Food Laboratory, Ministry of Health and Family Welfare, (Rs. 6500-10500)	-	1	-	1
27	Assistant Director (Hindi Typewriting and Hindi Stenography), Ministry of Home Affairs, (Rs. 7500-12000)	-	-	2	2

Annual Report 2008-09

S. No.	Name of post and pay-scale	Number of candidates			Total
		Scheduled Castes	Scheduled Tribes	Other Backward Classes	
(1)	(2)	(3)	(4)	(5)	(6)
28	Deputy Registrar General (Map) in the office of the Registrar General, India, Ministry of Home Affairs, (Rs. 14300-18300)	-	-	1	1
29	Senior Grade of Indian Information Service, Ministry of Information and Broadcasting, (Rs. 6500-10500)	-	-	1	1
30	Senior Grade of Indian Information Service, Ministry of Information and Broadcasting, (Rs. 6500-10500)	-	-	1	1
31	Training Officer (Hair and Skin Care) under Women's Vocational Training Programme, Directorate General of Employment and Training, Ministry of Labour and Employment, (Rs. 6500-10500)	1	-	-	1
32	Sub Regional Employment Officer, Directorate General of Employment and Training, Ministry of Labour and Employment, (Rs. 6500-10500)	-	1	1	2
33	Deputy Director of Mechanical Engineering, Directorate General of Employment and Training, Ministry of Labour and Employment, (Rs. 10000-15200)	-	-	1	1
34	Geophysicist (Junior), Geological Survey of India, Ministry of Mines, (Rs. 8000-13500)	1	-	2	3
35	Director (Ore Dressing), Indian Bureau of Mines, Ministry of Mines, (Rs. 18400-22400)	-	1	-	1
36	Junior Scientific Officer (Psychology), Indian Railways, Ministry of Railways, (Rs. 7500-12000)	1	-	-	1
37	Assistant Director Grade II (Economic Investigation) in the Small Industries Development Organisation, Ministry of Micro, Small and Medium Enterprises, (Rs. 6500-10500)	-	-	2	2
38	Assistant Director Grade II (Mechanical), Small Industries Development Organization, Ministry of Micro, Small and Medium Enterprises, (Rs. 6500-10500)	-	-	1	1
39	Medical Officer Grade II, General Reserve Engineer Force of Border Roads Organization, Ministry of Shipping, Road Transport and Highways, (Rs.8000-13500)	1	-	-	1
40	Assistant Director Grade I (Production and Development) Re-designated as Assistant Director Grade I (Technical) in the office of the Textile Commissioner, Ministry of Textiles, (Rs. 8000-13500)	1	-	-	1
41	Deputy Director (Non-Technical) in the office of the Textile Commissioner, Ministry of Textiles, (Rs. 10000-15200)	1	-	-	1
42	Senior Lecturer (Textile Chemistry) in Indian Institute of Handloom Technology under the office of the Development Commissioner for Handlooms, Ministry of Textiles, (Rs.8000-13500)	-	-	1	1

S. No.	Name of post and pay-scale	Number of candidates			Total
		Scheduled Castes	Scheduled Tribes	Other Backward Classes	
(1)	(2)	(3)	(4)	(5)	(6)
43	Deputy Director (Weaving) in the office of the Development Commissioner for Handlooms, Ministry of Textiles, (Rs. 10000-15200)	-	-	1	1
44	Technologist (Printing and Binding), Directorate of Printing, Ministry of Urban Development, (Rs.7450-11500)	1	-	-	1
45	Deputy Architect, Directorate General of Works, Central Public Works Department, Ministry of Urban Development, (Rs.8000-13500)	4	-	3	7
46	Medical Officer (Homoeopathy) in the Directorate of Indian System of Medicine and Homoeopathy, Government of National Capital Territory of Delhi, (Rs.8000-13500)	1	-	2	3
47	Principal in Government Schools under Directorate of Education, Government of National Capital Territory of Delhi, (Rs.10000-15200)	1	-	1	2
48	Principal, Directorate of Education, Government of National Capital Territory of Delhi, (Rs.10000-15200)	2	-	1	3
49	Information Officer, Directorate of Information and Publicity, Government of National Capital Territory of Delhi, (Rs.6500-10500)	-	-	1	1
50	Education Officer/Assistant Director of Education, Directorate of Education, Government of National Capital Territory of Delhi, (Rs. 10000-15200)	-	-	1	1
51	Lecturer (Ayurveda), Directorate of Indian System of Medicine and Homoeopathy, Department of Health and Family Welfare, Government of National Capital Territory of Delhi, (Rs.8000-13500)	-	-	2	2
52	Lecturer in Electrical Engineering (Technical), Ambedkar Institute of Technology, Department of Training and Technical Education, Government of National Capital Territory of Delhi, (Rs. 8000 -13500)	-	-	1	1
53	Veterinary Assistant Surgeon, Department of Rural Development (Animal Husbandry) Government of Puducherry, (Rs.8000-13500)	1	-	-	1
54	Assistant Architect in Lakshadweep Public Works Department, Lakshadweep Administration, (Rs.6500-10500)	-	-	1	1
	Total	23	4	58	85

Appendix XXXVI (Vide Chapter 8)

Disciplinary cases dealt with during the year 2008-09

Brought forward		218	Total cases disposed of		743																				
Received during the year		708	Closing balance		183																				
Total		926																							
S. No.	Misconduct	Cases in which advice was communicated																							
		Group wise break-up				Penalty advised												Advice reiterated on reconsideration	De-novo proceedings	Miscellaneous advice	Total number of advice letter issued	Returned for completion of requirements	Reference did not lie	Withdrawn by the Govt.	Total cases disposed of
		Group 'A'	Group 'B'	Group 'C'	Group 'D'	Dismissal	Removal	Compulsory retirement	Reduction in rank	# Pecuniary penalties	Withholding of promotion	Censure	Cut in pension	Proceeding dropped	Total effective advice										
1	2	3	4	5	6	7	8	9	10	11	12	13	14	15	16	17	18	19	20	21	22	23			
1	Conviction	10	9	7	-	10	-	-	-	1	-	-	14	1	26	1	-	-	27	-	-	-	27		
2	Corruption/ malpractice	22	8	4	-	6	1	-	3	5	-	3	11	5	34	-	-	-	34	-	-	-	34		
3	Dishonesty/ embezzlement	24	10	6	-	2	-	-	3	9	-	2	21	3	40	-	-	-	40	-	-	-	40		
4	Moral turpitude	7	2	1	-	1	1	1	-	4	-	1	2	-	10	-	-	-	10	-	-	-	10		
5	Absence from duty without leave/ permission	26	3	6	1	16	4	4	2	3	-	2	4	1	36	-	1	-	37	-	-	-	37		
6	Outside employment/ business	-	1	-	-	-	1	-	-	-	-	-	-	-	1	-	-	-	1	-	-	-	1		
7	Insubordination	6	-	-	-	-	1	-	-	3	-	-	1	1	6	-	-	-	6	-	-	-	6		
8	Dereliction of duty/ non-observance of procedure	83	27	6	-	1	-	1	4	53	-	16	31	10	116	1	-	1	118	-	-	-	118		
9	Irregularities in transaction in property	1	-	-	-	-	-	-	-	-	-	-	-	1	1	-	-	-	1	-	-	-	1		
10	Misbehaviour	4	-	1	1	-	-	-	1	1	-	2	1	1	6	-	-	-	6	-	-	-	6		
11	Other charges/ misconduct	114	32	22	3	1	3	5	6	50	-	12	59	35	171	1	1	2	175	285	3	-	463		
	Total	297	92	53	5	37	11	11	19	129	-	38	144	58	447	3	2	3	455	285	3	-	743		

Include the penalties of reduction to a lower stage in the time scale, withholding of increments of pay and recovery from of whole or part of any pecuniary loss caused to the Government by negligence or breach of orders.

Appendix XXXVII (Vide Chapter 8)

Ministry-wise details of the advice tendered by the Commission in disciplinary cases during the year 2008-09

S. No.	Name of the Ministry/ Department/State Government	Cases involving charge affecting integrity				Cases involving charge other than those affecting integrity				Advice reiterated	Advice to hold De-novo proceedings	Advice of miscellaneous nature	Grand Total of column 6,10 & 11 - 13
		No. in which major penalty was advised	No. in which minor penalty was advised	No. in which no penalty was advised	Total	No. in which major penalty was advised	No. in which minor penalty was advised	No. in which no penalty was advised	Total				
1	2	3	4	5	6	7	8	9	10	11	12	13	14
1.	Agriculture	-	-	-	-	-	-	1	1	-	-	-	1
2.	Civil Supply & Public Distribution	2	-	-	2	-	-	-	-	-	-	-	2
3.	Commerce & Industry	-	-	-	-	2	1	-	3	-	-	-	3
4.	Communications & IT	16	1	1	18	40	21	8	69	-	1	2	90
5.	Defence	-	-	-	-	3	-	-	3	-	-	-	3
6.	Environment & Forests	-	-	-	-	-	3	-	3	-	-	-	3
7.	External Affairs	3	-	-	3	4	5	-	9	-	-	-	12
8.	Finance	10	-	-	10	24	13	11	48	2	-	-	60
9.	Health & Family Welfare	1	-	-	1	3	-	-	3	-	-	-	4
10.	Home Affairs	2	1	-	3	36	18	4	58	-	-	-	61
11.	Human Resource Dev.	1	-	-	1	3	1	1	5	-	-	-	6
12.	Industry	-	-	-	-	-	3	1	4	-	-	-	4
13.	Information & Broad.	1	-	-	1	4	7	2	13	-	-	-	14
14.	Labour	2	-	-	2	1	-	-	1	-	-	-	3
15.	Per. Pub. Griev. Pensions	5	-	-	5	10	6	-	16	-	-	-	21
16.	Planing & Prog. Implementation	-	-	-	-	-	1	-	1	-	-	-	1
17.	Railways	7	2	-	9	52	29	21	102	1	1	1	114
18.	Science & Technology	2	-	-	2	3	2	-	5	-	-	-	7

S. No.	Name of the Ministry/ Department/State Government	Cases involving charge affecting integrity				Cases involving charge other than those affecting integrity				Advice reiterated	Advice to hold De-novo proceedings	Advice of miscellaneous nature	Grand Total of column 6,10 & 11 - 13
		No. in which major penalty was advised	No. in which minor penalty was advised	No. in which no penalty was advised	Total	No. in which major penalty was advised	No. in which minor penalty was advised	No. in which no penalty was advised	Total				
1	2	3	4	5	6	7	8	9	10	11	12	13	14
19.	Textiles	1	-	-	1	-	-	-	-	-	-	-	1
20.	Urban Development	-	-	-	-	12	4	3	19	-	-	-	19
21.	Water Resources	-	-	-	-	1	-	2	3	-	-	-	3
22.	Mines	-	-	-	-	-	2	-	2	-	-	-	2
23.	Govt. of Andhra Pradesh	-	-	-	-	-	1	-	1	-	-	-	1
24.	Govt of Gujarat	-	-	-	-	-	1	-	1	-	-	-	1
25.	Govt. of Karnataka	1	-	-	1	-	1	-	1	-	-	-	2
26.	Govt of Madhya Pradesh	-	-	-	-	1	1	-	2	-	-	-	2
27.	Govt. of Maharashtra	-	-	-	-	1	-	-	1	-	-	-	1
28.	Govt. of Mizoram	-	-	-	-	-	1	-	1	-	-	-	1
29.	Govt. of Orissa	-	-	-	-	-	-	1	1	-	-	-	1
30.	Govt. of Rajasthan	-	-	-	-	-	1	-	1	-	-	-	1
31.	Govt. of Tamilnadu	-	-	-	-	-	3	-	3	-	-	-	3
32.	Govt. of Uttar Pradesh	-	-	-	-	1	1	5	7	-	-	-	7
33.	Govt. of West Bengal	-	-	-	-	1	-	-	1	-	-	-	1
	Total	54	4	1	59	202	126	60	388	3	2	3	455

Appendix XXXVIII (Vide Chapter 9)

Ministry-wise number of cases in which offers of appointment to candidates recommended were delayed by the Government for more than one year from the date of recommendation (position as on March 31, 2009)

S. No.	Name of Ministry/ Department	Number of cases/posts in which offers were delayed by				Number of cases/posts in which offers have not yet been made even after a period of #				Total #
		One year and above but less than two years	Two years and above but less than three years	Three years and above but less than four years	Four years and above	One year and above but less than two years	Two years and above but less than three years	Three years and above but less than four years	Four years and above	
(1)	(2)	(3)	(4)	(5)	(6)	(7)	(8)	(9)	(10)	(11)
Part A - Recruitment by examination										
1.	Commerce	--	--	--	--	--	--	--	--	--
2.	Communications	--	2	--	--	--	--	--	--	2
3.	Defence	6	1	--	--	9	--	--	--	16
4.	Information & Broadcasting	--	--	--	--	--	--	--	--	--
5.	Mines	--	--	--	--	110	18	--	--	128
6.	Power	4	--	--	--	--	4	--	--	8
7.	Railways	--	--	--	--	--	--	--	--	--
8.	Science & Technology	--	--	8	--	--	--	--	--	8
9.	Shipping, Road Transport & Highways	--	--	--	--	--	--	--	--	--
10.	Urban Development	--	--	1	--	9	--	--	--	10
11.	Water Resources	6	--	--	--	--	--	--	--	6
Total		16	3	9	--	128	22	--	--	178
Part B - Direct recruitment by interview										
1.	Chandigarh Administration	1	-	-	-	-	1	1	-	3
2.	Defence	9	-	-	-	-	-	1	8	18
3.	External Affairs	-	-	-	-	3	-	-	-	3
4.	Finance	-	-	-	-	-	-	-	1	1
5.	Government of National Capital Territory of Delhi	1	-	-	-	1	-	-	3	5

S. No.	Name of Ministry/ Department	Number of cases/posts in which offers were delayed by				Number of cases/posts in which offers have not yet been made even after a period of #				Total #
		One year and above but less than two years	Two years and above but less than three years	Three years and above but less than four years	Four years and above	One year and above but less than two years	Two years and above but less than three years	Three years and above but less than four years	Four years and above	
(1)	(2)	(3)	(4)	(5)	(6)	(7)	(8)	(9)	(10)	(11)
6.	Government of Puducherry	-	-	-	1	7	1	2	-	11
7.	Health and Family Welfare	4	-	-	-	4	-	-	1	9
8.	Labour and Employment	-	-	-	-	-	-	-	1	1
9.	Law and Justice	-	-	-	-	-	-	-	3	3
10.	Municipal Corporation of Delhi	-	-	-	-	-	-	-	1	1
11.	Planning	-	-	-	-	-	1	-	-	1
12.	Shipping, Road Transport and Highways	-	-	-	-	-	-	-	8	8
13.	Urban Development	-	1	-	-	-	-	-	-	1
	Total	15	1	-	1	15	3	4	26	65

Note: Includes cases for which information have not been furnished by the Ministries/Departments regarding the issue of offers of appointment.

Part C - Delay in the issue of offer of appointment of Engineering Services Examination

Year of Examination and number of cases shown against each year where offers of appointment has been delayed and not yet made							
S. No.	Ministry	2003	2004	2005	2006	2007	Total No. of consolidated cases
(1)	(2)	(3)	(4)	(5)	(6)	(7)	(8)
1.	Commerce	--	--	--	--	--	--
2.	Communications	--	--	--	--	--	--
3.	Defence	--	--	--	--	9	9
4.	Information & Broadcasting	--	--	--	--	--	--
5.	Mines	--	--	--	--	--	--
6.	Power	--	--	--	4	--	4
7.	Railways	--	--	--	--	--	--
8.	Science & Technology	--	--	--	--	--	--
9.	Shipping, Road Transport & Highways	--	--	--	--	--	--
10.	Urban Development	--	--	--	--	9	9
11.	Water Resources	--	--	--	--	--	--
	Total	--	--	--	4	18	22

Appendix XXXIX

(Vide Chapter 9)

Statement showing the number of cases where the recruitment rules were not notified by the Government and the period of delay (position as on March 31, 2009)

S. No.	Ministry/Department	>5 years	4-5 years	3-4 years	2-3 years	1-2 years	Total
1	AGRICULTURE						44
	Agriculture & Cooperation	5	7	4	5	2	23
	Animal Husbandary & Dairying	7	3	4	4	3	21
2	CHEMICAL & FERTILISERS						2
	Chemical & Fertilisers	-	-	-	-	-	-
	Fertilisers	1	-	-	-	1	2
3	CONSUMER AFFAIRS, FOOD AND PUBLIC DISTRIBUTION						15
	Food and Public Distribution	7	1	-	-	-	8
	Consumer Affairs	-	-	1	5	1	7
4	COMMERCE & INDUSTRY						15
	Commerce	7	-	2	1	1	11
	Industrial Policy & Promotion	2	1	-	-	1	4
5	COMMUNICATIONS						3
	Posts	-	1	-	2	-	3
	Telecommunications	-	-	-	-	-	-
6	DEFENCE						73
	Defence	27	7	13	6	10	63
	Defence Production	1	-	2	2	1	6
	Defence Research & Dev.	-	-	-	-	-	-
	Defence (CAO)	-	-	-	-	-	-
	Defence (D/Apptts.)	-	-	1	3	-	4
7	EXTERNAL AFFAIRS						6
	External Affairs	3	-	-	2	1	6
8	POWER						-
	Power	-	-	-	-	-	-
9	ENVIRONMENT & FOREST						5
	Environment & Forest	-	-	-	4	1	5
10	FINANCE						67
	Economic Affairs	25	3	1	2	1	32
	Expenditure	1	1	4	1	1	8
	Revenue	10	2	-	9	5	26
	Company Affairs	-	-	-	1	-	1
11	FOOD PROCESSING INDUSTRIES						2
	Food Processing Industries	1	-	-	1	-	2
12	HEALTH & FAMILY WELFARE						29
	Health	9	-	4	6	5	24

Annual Report 2008-09

S. No.	Ministry/Department	>5 years	4-5 years	3-4 years	2-3 years	1-2 years	Total
	Family Welfare	-	1	-	1	1	3
	AYUSH	1	1	-	-	-	2
13	HOME AFFAIRS						87
	Internal Security	7	1	1	1	1	11
	Official Language	1	-	-	1	-	2
	Home	19	8	10	16	21	74
14	HUMAN RESOURCE DEV.						7
	Secr. Edn. & Higher Education	3	2	-	-	1	6
	Elementary Education & Literacy	-	-	-	-	-	-
	Women & Child Development	-	-	-	1	-	1
15	HEAVY INDUSTRY						2
	Heavy Industry	2	-	-	-	-	2
16	INFORMATION & BROADCASTING						5
	Information & Broadcasting	2	1	-	1	1	5
17	LABOUR						6
	Labour	-	-	-	1	-	1
	ESIC	-	1	-	-	1	2
	DGE&T	1	-	-	-	2	3
18	LAW & JUSTICE						4
	Legal Affairs	-	-	-	-	-	-
	Legislative Department	2	1	1	-	-	4
19	PARLIAMENTARY AFFAIRS						4
	Parliamentary Affairs	3	1	-	-	-	4
20	PERSONNEL PUBLIC GRIEVANCES & PENSIONS						25
	Personnel & Training	4	1	3	13	1	22
	Admn. Reforms & Pub. Griev.	2	-	-	1	-	3
21	RAILWAYS						4
	Railways	2	-	-	1	1	4
22	SCIENCE & TECHNOLOGY						9
	Science & Technology	-	1	-	-	8	9
23	NON CONVENTIONAL ENERGY						2
	Non-Conventional Energy Sources	1	1	-	-	-	2
24	SHIPPING, ROAD TRANSPORT & HIGHWAYS						10
	Shipping	4	1	-	1	1	7
	Road Transport & Highways	2	-	-	-	1	3
25	CORPORATE AFFAIRS						2
	Corporate Affairs	-	-	-	-	2	2
26	TEXTILES						9
	Textiles	1	2	5	1	-	9
27	TOURISM						2
	Tourism	-	-	2	-	-	2

Annual Report 2008-09

S. No.	Ministry/Department	>5 years	4-5 years	3-4 years	2-3 years	1-2 years	Total
28	CULTURE						28
	Culture	5	-	2	14	7	28
29	UPSC						1
	UPSC	-	-	-	-	1	1
30	URBAN DEVELOPMENT & POVERTY ALLEVIATION						5
	Urban Development	-	1	-	-	3	4
	Urban Development Poverty Alleviation	-	-	-	1	-	1
31	WATER RESOURCES						10
	Water Resources	1	2	1	1	5	10
32	ANDAMAN & NICOBAR ADMN.						19
	Andaman & Nicobar	1	1	3	10	4	19
33	CHANDIGARH ADMINISTRATION						18
	Chandigarh Administration	11	3	-	2	2	18
34	DAMAN , DIU & DADRA & NAGAR HAVELI						5
	Daman, Diu & Dadra & Nagar Haveli	3	1	-	-	1	5
35	GOVT. OF N.C.T. OF DELHI						26
	Administration	-	-	2	1	1	4
	Technical Education	2	1	-	1	-	4
	Health & Family Welfare	3	-	1	1	3	8
	Home	-	-	1	3	2	6
	Development	-	1	-	-	-	1
	Labour	-	1	-	1	-	2
	Land & Building	1	-	-	-	-	1
36	LAKSHDWEEP ADMINISTRATION						3
	LAKSHDWEEP ADMINISTRATION	1	-	1	1	-	3
37	GOVT. OF PUDUCHERRY						9
	Govt. of Puducherry	3	1	1	2	2	9
38	M.C.D.						34
	M.C.D.	19	1	5	4	5	34
39	PLANNING COMMISSION						1
	Planning Commission	-	-	-	1	-	1
40	PRIME MINISTER'S SECTT.						1
	Prime Minister's Sectt.	1	-	-	-	-	1
41	N.D.M.C						13
	N.D.M.C	4	2	5	2	-	13
42	RURAL DEVELOPMENT						4
	Rural Areas & Employment	-	1	-	-	-	1
	Rural Development	1	-	-	-	-	1
	Land Resources	-	-	-	1	-	1
	Drinking Water & Supply	-	-	-	-	1	1

Annual Report 2008-09

S. No.	Ministry/Department	>5 years	4-5 years	3-4 years	2-3 years	1-2 years	Total
43	CIVIL AVIATION						6
	Civil Aviation	4	1	-	-	1	6
44	DELHI JAL BOARD						11
	Delhi Jal Board	3	3	1	3	1	11
45	DEV. COMMR. (M.S.&M ENTERPRISES)						4
	Dev. Commr. (M.S.&M Enterprises)	-	1	-	1	2	4
46	MINISTRY OF STATISTICS & PROGRAMME IMPLEMENTATION						1
	Statistics & Prog. Implementation	-	1	-	-	-	1
47	MINISTRY OF MINES						5
	Mines	1	1	2	-	1	5
48	MINISTRY OF COAL						-
	Coal	-	-	-	-	-	-
49	DEV. OF NORTH EASTERN REGION						10
	Dev. Of North Eastern Region	1	5	3	1	-	10
50	SOCIAL JUSTICE & EMPOWERMENT						1
	Social Justice & Empowerment	-	-	-	-	1	1
51	TRIBAL AFFAIRS						-
	Tribal Affairs	-	-	-	-	-	-
52	INDIA METROLOGICAL DEPTT.						1
	India Metrological Deptt.	1	-	-	-	-	1
53	PANCHAYATI RAJ						-
	Panchayati Raj	-	-	-	-	-	-
54	MINORITY AFFAIRS						1
	Minority Affairs	-	-	-	-	1	1
	TOTAL	229	77	86	144	120	656

Appendix XL

(Vide Chapter 11)

Posts/services excluded from the purview of the Union Public Service Commission since the issue of the U.P.S.C. (Exemption from Consultation) Regulations on September 1, 1958

Schedule - I

(Posts excluded for the purposes of Article 320 (3) (a) & (b) of the Constitution)

S. No.	Designation of the posts/ services	Date from which excluded
1.	All Civil and Criminal Judicial Posts in Union Territories under the control of High Courts or a Court of Judicial. Commissioner, Other than those included in Item (7).	1.9.1958
2.	Posts in the Secretariat and Personal staff of the President and the Vice-President.	26.3.1962
3.	Posts in Government Hospitality Organisation under the Ministry of External Affairs.	26.3.1962
4.	Posts of National Research Professor under the Ministry of Education.	25.3.1963
5.	Posts of Consultant and Chief Consultant# in the Planning Commission.	25.4.1964
6.	Posts of Private Secretary to the Solicitor General of India and the Additional Solicitor General of India.	14.4.1965
7.	Judicial Commissioners, Additional Judicial Commissioners, District Judges, Session Judges, Additional District Judges and Additional Sessions Judges in Union Territories.	9.3.1966
8.	All the Services and Posts under or connected with the organisation dealing with external intelligence in the Government of India vide the U.P.S.C. (Exemptions from Consultation) Supplementary Regulations, 1970.	14.8.1970
9.	Group 'B' Ministerial posts in the Intelligence Bureau other than the posts of Section Officer.	12.2.1973
10.	All technical and administrative posts in or under (a) the Department of Space and (b) Space Commission	14.11.1974
11.	All technical and administrative posts in or under (a) the Department of Electronics and (b) Electronics Commission.	13.8.1975
12.	Recruitment/ Promotions of scientific and technical personnel in the Defence Research and Development Organisation (DRDO) under the Ministry of Defence.	18.5.1985
13.	All Group 'A' and Group 'B' posts in or under the Central Administrative Tribunal.	10.1.1986
14.	Scientific posts in the Ministry of Science and Technology, Department of Ocean Development, Department of Non-Conventional Energy Sources and the Department of Environment, forests and Wild-Life, as specified in the Annexure to the DOP&T Notification No.39018/2/86-Estt.B dated 1.4.87 except in respect of appointment to be made thereto by promotion through the DPC (Amendment vide DOP&T Notification No.39018/1/96 Estt.B dated 6.5.96).	6.5.1996
15.	Group 'B' (Non-Gazetted) posts of Assistants and Stenographers Grade 'C' to be filled by direct recruitment through open competitive examination.	7.9.1989
16.	Post of Advisers and equivalent in the Planning Commission in the Scale of Rs. 5,900-8,000 pre-revised except where they are required to be filled under the Senior Staffing Scheme or those included in any organised service.	7.9.1989

Annual Report 2008-09

S. No.	Designation of the posts/ services	Date from which excluded
17.	Group 'B' Non-gazetted posts in the Department of Telecommunications.	29.12.1989
18.	Group 'B' Non-gazetted posts under the Andaman and Nicobar Islands and Lakshadweep Administration.	18.9.1990
19.	Posts/ Services to the exclusion of which the Commission agreed under Item (20) of the Schedule to the U.P.S.C (Exemption from Consultation) Regulations: (i) Posts connected with the Special Border Security Scheme under the Ministry of External Affairs. (ii) Posts in the Central Reserve Police and the Indo-Tibetan Border Force. (iii) Posts in the High Commission of India, London and in other Indian Missions abroad to which recruitment is made locally by the respective Indian Missions.	1963-64 22.7.1960 4.8.1988
20.	Post of Examiner of Patents and Designs, Assistant Controller of Patents and Designs, Deputy Controller of Patents and designs, Joint Controller of Patents and Design, Sr. Joint Controller of Patents and Designs, Deputy Chief Executive Officer, Senior Documentation Officer, Senior Reprography Officer. Junior Documentation Officer, Reprography Officer and Senior Programmer in the patent office under the Department of Industrial Development, Ministry of Industry.	6.7.1999
21.	Post of Lt. General, Scientist "H" Major General, Scientist "G", Secretary*, Addl. Secretary*, Joint Secretary, Director, Deputy Secretary, Under Secretary, Principal Private Secretary, Senior System Analyst*, Research Officer, Private Secretary, Section Officer, Protocol Officer, Assistant, Research Assistant, Personal Assistant, Protocol Assistant, Senior Library and Information Assistant and Draftsman Grade "I" in the National Security Council Secretariat, Cabinet Secretariat.	31.1.2001
22.	Professor of Law, Lal Bahadur Shastri National Academy of Administration, Mussorie.	31.1.2003
23.	All posts under the National Technical Research Organisation	14.7.2005

Inserted vide DoPT's Notification dated April 25, 1977.

* Inserted vide DoPT's Notification dated January 31, 2003.

Schedule - II*(Posts excluded for the purposes of Article 320 (3) (b) of the Constitution of India)*

S. No.	Designation of the posts/ services	Date from which excluded
1.	Group 'B' Non-gazetted posts under the Ministry of Water Resources.	13.11.1991
2.	Direct recruitment to all Group "B" Posts in the various Ministries/Departments of the Government of India and their attached and subordinate offices and which are in the scale of pay, the maximum of which is below Rs.10,500/-.	21.5.1999
3.	Direct Recruitment to all Non-gazetted posts carrying the pay scale of Rs.6500-10,500/-.	29.9.2005
4.	Post of Special Director of Enforcement in the Enforcement Directorate in the pay scale of Rs.16,400-20,000.	1.6.2006

Appendix XLI

(Vide Chapter 11)

Detailed staff strength of the Commission

Table 1: Comparison of sanctioned strength of 2007-08 and 2008-09

S. No.	Name of post	Sanctioned strength as on 31.3.08	Sanctioned strength as on 31.3.09	Difference
1.	Joint Secretary	13	10	-3
2.	Deputy Secretary	27	29	+2
3.	AS(ER)	--	1	+1
4.	Deputy Director(ER)	6	5	-1
5.	Assistant Administrative Officer	--	1	+1
6.	Staff Officer to Chairman	--	1	+1
7.	Staff Officer to Secretary	--	1	+1
8.	Superintendent (Typing Language)	3	1	-2
9.	Lower Division Clerk	170	159	-11
10.	RA (RS&A)	7	6	-1
Total difference				-12
Sanctioned strength as on 31.3.2008		Sanctioned strength as on 31.3.09		Difference
2073		2061		-12

Table 2: Cadre and group-wise staff strength of the Commission

Particulars	Group 'A'		Group 'B'				Group 'C'		Group 'D'		Total	
			Gazetted		Non-Gazetted							
	31.3.08	31.3.09	31.3.08	31.3.09	31.3.08	31.3.09	31.3.08	31.3.09	31.3.08	31.3.09	31.3.08	31.3.09
Secretariat Cadres	122	121	185	185	357	357	466	455	194	194	1324	1312
UPSC's Cadres	55	55	37	40	33	32	216	214	344	344	685	685
Cadres of other participating Ministries/ Departments	2	2	7	7	9	9	8	8	-	-	26	26
Departmental Canteen	-	-	-	-	-	-	16	16	22	22	38	38
Total	179	178	229	232	399	398	706	693	560	560	2073	2061

Annual Report 2008-09

Table 3: Group, cadre and designation-wise break up of staff strength

S. No.	Particulars	As on 31.3.08	As on 31.3.09
(1)	(2)	(3)	(4)
	GROUP 'A'	179	178
I	Secretariat cadres	122	121
1	Secretary	1	1
2	Additional Secretary	1	1
3	Additional Secretary & Controller of Examinations	1	1
4	Joint Secretary	13	10
5	Deputy Secretary	27	29
6	Senior PPS	5	5
7	Under Secretary	67	67
8	Principal Private Secretary	7	7
II	UPSC's cadres	55	55
9.	Executive Director (Examination Reforms)	1	1
10.	Additional Secretary (ER)	-	1
11.	Executive Director (Information Systems)	1	1
12	Joint Director (Research Statistics & Analysis)	1	1
13	OSD to Chairman	1	1
14	Joint Director (Examination Reforms)	2	2
15	Manager (EDP)	3	3
16	Manager (SD) & CP	1	1
17	Manager (DP)	1	1
18	Finance & Budget Officer	1	1
19	Library & Information Officer	1	1
20	Administrative Officer	1	1
21	Senior Research Officer (RS&A)	2	2
22	Senior Research Officer (Language medium)	1	1
23	Senior Programmer	5	5
24	Senior Engineer	1	1
25	Deputy Controller (DP)	2	2
26	Deputy Director (ER)	6	5
27	Assistant Director (Vig.)	1	1
28	Assistant Controller (DP)	3	3
29	Research Officer (RS&A)	4	4
30	Programmer	10	10
31	Engineer	1	1
32	Officer on Special Duty (Confidential)	3	3
33	Assistant Director (Confdl.)	1	1
34	Sr. EM&MO	1	1
III	Cadres of other participating Ministries/Departments	2	2
35	Director (Official Language)	1	1
36	Deputy Director (OL)	1	1

Annual Report 2008-09

S. No.	Particulars	As on 31.3.08	As on 31.3.09
(1)	(2)	(3)	(4)
	Group 'B'		
	Group 'B' Gazetted	229	232
I	Secretariat cadres	185	185
37	Section Officer	141	141
38	Private Secretary	44	44
II	UPSC's cadres	37	40
39	Junior Analyst	1	1
40	Junior Research Officer	4	4
41	Accounts Officer	6	6
42	Superintendent (DP)	21	21
43	Reception Officer	1	1
44	Estate Manager & Meeting Officer	2	2
45	Assistant Library & Information Officer	1	1
46	Security Officer	1	1
47	Assistant Administrative Officer	-	1
48	Staff Officer to Chairman	-	1
49	Staff Officer to Secretary	-	1
III	Cadres of other participating Ministries/Departments	7	7
50	Assistant Director (OL)	4	4
51	Pay & Accounts Officer	1	1
52	Assistant Accounts Officer/ JAO (P&AO)	2	2
	Group 'B' Non-Gazetted	399	398
I	Secretariat cadres	357	357
53	Assistant	285	285
54	Personal Assistant(Gr. 'C' of CSSS)	72	72
II	UPSC's cadres	33	32
55	Data Processing & Programming Assistant	3	3
56	Sr. Machine Operator	1	1
57	Superintendent (Typing-Language)	3	1
58	Assistant Superintendent (Telephones)	1	1
59	Research Assistant (Work Study)	4	4
60	Junior Accounts Officer	9	9
61	Programme Asstt.-cum-Console Operator	5	5
62	Vigilance Assistant	2	2
63	Supervisor (Conf.)	1	1
64	Estate Supervisor	2	2
65	Protocol Officer	1	1
66	Receptionist	1	1
67	House Keeper	-	1
III	Cadres of other participating Ministries/Departments	9	9
68	Senior Translator	4	4
69	Junior Translator	5	5

Annual Report 2008-09

S. No.	Particulars	As on 31.3.08	As on 31.3.09
(1)	(2)	(3)	(4)
	Group 'C'	706	693
I	Secretariat cadres	466	455
70	Upper Division Clerk	258	258
71	Stenographer (Grade 'D' of CSSS)	22	22
72	Lower Division Clerk	170	159
73	Staff Car Driver	16	16
II	UPSC's cadres	216	214
74	Head Typist (Hindi)	1	1
75	Data Entry Operator(Grade 'D')	47	47
76	Research Assistant (RS&A)	7	6
77	Technical Assistant (Accounts)	15	15
78	Library & Information Assistant	1	1
79	Confidential Assistant	1	1
80	Senior Typist (Hindi)	2	2
81	Care Taker	2	2
82	Motor Transport Supervisor	1	1
83	Data Entry Operator (Grade 'C')	10	10
84	Junior Reception Officer	2	2
85	Protocol Assistant	1	1
86	Carpenter	1	1
87	Data Entry Operator (Grade 'B')	25	25
88	Asstt. Supervisor (Conf.)	1	1
89	Machine Operator	4	4
90	Lower Division Clerk(Ex-cadre)	39	39
91	General Duty Clerk	5	5
92	Despatch Rider	2	2
93	Jr. Machine Operator	2	2
94	Assistant Caretaker	1	1
95	Senior Record Keeper	13	13
96	Cook (Advisers' Suite)	5	5
97	Assistant Cook (Adv. Suite)	1	1
98	Library Clerk	2	2
99	Record Keeper	21	21
100	Staff Car Driver (Bullet Proof)	1	1
101	Security Assistant	1	1
102	House Keeper	1	-
103	Typist (Hindi)	1	1
III	Cadres of other participating Ministries/Departments	8	8
104	Senior Accountant/Accountant (P&AO unit)	8	8

Annual Report 2008-09

S. No.	Particulars	As on 31.3.08	As on 31.3.09
(1)	(2)	(3)	(4)
	GROUP 'D'	560	560
I	Secretariat cadres	194	194
105	Peon	194	194
II	UPSC's cadres	344	344
106	Franking Machine Operator	2	2
107	Record Sorter	3	3
108	Head Farash	3	3
109	Daftry	109	109
110	Senior Peon	11	11
111	Line Man	1	1
112	Sr. Library Attendant	1	1
113	Farash	16	16
114	Helper	164	164
115	Bearer (Adv. Suite)	4	4
116	Sweeper	26	26
117	Wash Boy (Adv. Suite)	2	2
118	Library Attendant	1	1
119	Junior Library Attendant	1	1
	CANTEEN STAFF	38	38
	GROUP 'C'	16	16
120	General Manager (Canteen)	1	1
121	Assistant Manager-cum-Accountant	1	1
122	Assistant Manager-cum-Store Keeper	2	2
123	Halwai	2	2
124	Canteen Clerk	6	6
125	Cook	2	2
126	Assistant Halwai	2	2
	GROUP 'D'	22	22
127	Tea/ Coffee Maker	2	2
128	Bearer	14	14
129	Wash Boy	4	4
130	Safai Karamchari	2	2

Appendix XLII

Representation of Scheduled Castes, Scheduled Tribes & Other Backward Classes employees and Persons with Disabilities

Table 1: Representation of SCs, STs and OBCs

Group	Number of employees				Number of appointments made during the previous year										
					By Direct recruitment				By promotion			By other methods			
	Total	SCs	STs	OBCs	Total	SCs	STs	OBCs	Total	SCs	STs	Total	SCs	STs	
1	2	3	4	5	6	7	8	9	10	11	12	13	14	15	
Group 'A'	139	29	8	2	-	-	-	-	-	-	-	1	-	-	
Group 'B'	595	85	30	21	-	-	-	-	88	13	5	4	-	-	
Group 'C'	490	91	21	15	-	-	-	-	38	7	1	2	-	-	
Group 'D' (excluding Safai Karamcharis)	404	129	18	12	-	-	-	-	-	-	-	-	-	-	
Group D (Safai Karamcharis)	17	15	-	-	-	-	-	-	-	-	-	-	-	-	
Total	1645	349	77	50	-	-	-	-	126	20	6	7	-	-	

Group	Number of employees				Direct recruitment								Promotion					
					No. of vacancies reserved			No. of appointments made					No. of vacancies reserved			No. of appointments made		
	Total	VH	HH	OH	VH	HH	OH	Total	VH	HH	OH	VH	HH	OH	Total	VH	HH	OH
1	2	3	4	5	6	7	8	9	10	11	12	13	14	15	16	17	18	19
A	139	-	-	-	-	-	-	-	-	-	-	-	-	-	-	-	-	-
B	595	-	-	-	-	-	-	-	-	-	-	-	-	-	3	-	-	-
C	490	3	2	7	-	-	-	-	-	-	-	-	-	-	10	3	2	2
D	421	1	3	2	-	-	-	-	-	-	-	3	2	2	-	-	-	-
Total	1645	4	5	9	-	-	-	-	-	-	-	3	2	2	13	3	2	2

Appendix XLIII

(Vide Chapter 11)

Statement showing the receipts and expenditure of the Union Public Service Commission during the year 2008-09

A - Receipts (Provisional)

S. No.	Name of the receipts	(Rupees in lakhs)
1.	Other Receipts	39.56*

B - Expenditure

S. No.	Administrative expenses	(Rupees in lakhs)
1.	Salaries	5244.31
2.	Wages	33.99
3.	Over Time Allowance	12.00
4.	Medical	89.88
5.	Travel Expenses (Within the Country)	150.50
6.	Travel Expenses (Abroad)	0.78
7.	Office Expenses	588.52
8.	Publications	2.93
9.	Other Administrative Expenses	41.91
10.	Minor Works	62.44
11.	Payment to Professional Services	104.00
12.	Grants-in-Aid	1.00
13.	Other Charges	1.00
14.	Other Expenditure (Minor Head) Departmental Canteen Expenditure on Exam & Selections	58.38
15.	TA (Exam & Selection)	349.65
16.	Other Charges (Exam. & Selection)	2781.12
	Grand Total	9522.41

* Excludes the receipts under recruitment fee stamps & application fee directly accounted for by the Controller General of Accounts combined for Staff Selection Commission and Union Public Service Commission.

Appendix XLIV

(Vide Chapter 2)

List of former Chairmen and Members of the Commission

Table 1: List of former Chairmen of the Commission (since 1926)

S. No.	Name	Date when took over charge	Date on which relinquished charge
1.	Sir Ross Barker	October, 1926	August, 1932
2.	Sir David Petrie	August, 1932	1936
3.	Sir Eyre Gordon	1937	1942
4.	Sir F.W. Robertson	1942	1947
5.	Sh. H.K. Kripalani	1.4.1947	13.1.1949
6.	Sh. R.N. Banerjee	14.1.1949	9.5.1955
7.	Sh. N. Govindarajan	10.5.1955	9.12.1955
8.	Sh. V.S.Hejmadi	10.12.1955	9.12.1961
9.	Sh. B.N.Jha	11.12.1961	22.2.1967
10.	Sh. K.R. Damle	18.4.1967	2.3.1971
11.	Sh. R.C.S. Sarkar	11.5.1971	1.2.1973
12.	Dr. A.R.Kidwai	5.2.1973	4.2.1979
13.	Dr.M.L. Shahare	16.2.1979 (AN)	16.2.1985
14.	Sh. H.K.L. Capoor	18.2.1985	5.3.1990
15.	Sh. J.P.Gupta	5.3.1990 (AN)	2.6.1992
16.	Mrs. R.M.Bathew (Kharbuli)	23.9.1992	23.8.1996
17.	Sh. S.J.S. Chhatwal	23.8.1996 (AN)	30.9.1996
18.	Sh. J.M. Qureshi	30.9.1996 (AN)	11.12.1998
19.	Lt. Gen. (Retd.) Surinder Nath	11.12.1998 (AN)	25.6.2002
20.	Sh. P.C. Hota	25.6.2002 (AN)	8.9.2003
21.	Sh. Mata Prasad	8.9.2003 (AN)	4.1.2005
22.	Dr. S.R. Hashim	4.1.2005 (AN)	1.4.2006
23.	Sh. Gurbachan Jagat	1.4.2006 (AN)	30.6.2007
24.	Sh. Subir Dutta	30.06.2007 (AN)	16.08.2008

Table 2 List of former Members of the Commission (since 1926)

S. No.	Name	Date when took over charge	Date on which relinquished charge	Remarks
1.	Sir Philip Hatog	1.10.1926	5.4.1930	
2.	Mr. A.H. Ley	1.10.1926	1.10.1931	
3.	Mr. Sayed Raza Ali	1.10.1926	31.11.1931	
4.	Sir T.V. Raghvachari	1.10.1926		
5.	Mr. M. Keane			
6.	Khanbahadur Sir Abdul Qadir	13.7.1929	30.11.1929	
7.	Mr. J.N. Roy	16.9.1929	2.4.1930	
8.	Raibahadur A.N. Chatterjee	6.1.1930	1.10.1930	
9.	Mr. J.R. Chunnigham	20.1.1930	5.4.1930	
10.	Sir J. Charles Weir	16.6.1930	16.12.1935	
11.	Raibahadur B.P. Varma	1.10.1930	1.10.1935	

S. No.	Name	Date when took over charge	Date on which relinquished charge	Remarks
12.	Sir David Patrie	1.10.1931	8.8.1932	Appointed as Chairman
13.	Dr. L.K. Hyder	2.1.1932	31.12.1936	
14.	Mr. H.S. Crosthwaite	16.2.1935	1.5.1939	
15.	Sir Shafaat Ahmed Khan	18.5.1935	10.9.1935	
16.	Mr. P.L.Dhawan	18.5.1935	20.9.1940	
17.	Mr. D. Raynell	31.8.1936	29.11.1936	
18.	Sir A.F.Rehman	7.1.1937	7.5.1942	
19.	Sir C.C. Chitham	2.12.1938	15.4.1939	
20.	Mr. L.P. Misra	18.7.1938	4.9.1938	
21.	Sir John Rutherford Dain	8.5.1939	16.2.1942	
22.	Mr. K. Sanjiva Row	20.9.1940	1.4.1947	
23.	Mr. W.R.G. Smith	16.2.1942	1.4.1947	
24.	Col. M.A. Rehman	1.1.1946	30.6.1946	
25.	Mr. W.A. Cosgrave	7.4.1944	25.10.1944	
26.	Mr.N.J. Roughton	1.1.1945	20.9.1945	
27.	Maj. Naunihal Singh Mann	31.7.1946	17.11.1946	
28.	Mr. F.C. Edmonds	12.4.1946	6.6.1946	
29.	Mr. O.E.Windle	1.7.1946	6.8.1946	
30.	Mr. R.P. Patwardhan	5.2.1947	5.8.1947	
31.	Mr. S.G. Grubb	1.11.1945 9.12.1946	6.10.1946 & 23.2.1950	
32.	Mr. Javad Hussain	14.3.1947	31.3.1952	
33.	Mr. K. Zachariah	1.7.1947	18.1.1950	
34.	Mr. W.R. Puranik	1.4.1947	31.3.1952	
35.	Mr. J.L. Kapur	4.12.1947	31.5.1949	
36.	Mr. Balwant Singh Puri	1.6.1948 17.9.1948	31.7.1948 30.4.1949	
37.	Mr. S.C. Tripathi	5.6.1948	14.2.1950	
38.	Dr. L.D. Joshi	12.6.1948	18.2.1949	
39.	Mr. G.C. Chatterjee	1.8.1949	31.10.1953	
40.	Mr. N. Govindarajan	31.5.1950	9.5.1955	Appointed as Chairman
41.	Mr. C.B. Nagarkar	18.12.1950	18.12.1956	
42.	Mr. N.K. Sidhanta	16.4.1951	31.7.1955	
43.	Mr. A.A.A. Fyzee	2.6.1952	31.5.1957	
44.	Mr. S.V. Kanungo	29.9.1952	29.9.1958 (FN)	
45.	Mr. J.S. Pillai	17.8.1955	16.8.1961 (AN)	
46.	Mr. C.V. Mahajan	2.1.1956	2.1.1960 (FN)	
47.	Dr. J.N. Mukherjee	1.9.1956	22.4.1958	
48.	Mr. P.L. Varma	24.11.1956	24.11.1962 (FN)	
49.	Mr. S.H.Zaheer	1.6.1957	31.5.1963 (AN)	
50.	Dr. G.S. Mahajani	1.7.1957	30.6.1963 (AN)	
51.	Dr. A.T. Sen	1.9.1958	31.8.1964 (AN)	
52.	Mr.M.L. Chaturvedi	1.3.1960	6.7.1964 (AN)	
53.	Mr. M.A.V. Naidu	11.3.1960	14.1.1965 (AN)	

S. No.	Name	Date when took over charge	Date on which relinquished charge	Remarks
54.	Mr. A. V. Ramaswami	14.12.1961	14.7.1964 (AN)	
55.	Mr. Batuk Singh	19.4.1963	20.9.1968 (AN)	
56.	Mr. N.L. Ahmad	1.6.1963	25.4.1967 (AN)	
57.	Smt. B. Khongmen	9.1.1964	8.1.1970 (AN)	
58.	Mr. Desraj Mehta	29.1.1964	20.11.1967 (AN)	
59.	Dr. A. Appadorai	9.12.1964	15.3.1967 (AN)	
60.	Mr. M.S. Doriswami	14.9.1965 (AN)	14.11.1967 (AN)	
61.	Mr. R.C.S. Sarkar	31.1.1966	11.5.1971	Appointed as Chairman
62.	Mr. Hari Sharma	22.5.1967 (AN)	22.5.1973	
63.	Dr. A.R. Kidwai	29.9.1967	5.2.1973	Appointed as Chairman
64.	Maj. Gen. P.C. Gupta	3.2.1968	2.2.1974	
65.	Dr. M.L. Shahare	14.2.1968	13.2.1974	Appointed as Chairman
66.	Mr. D.P. Kohli	16.10.1968	08.2.1972	
67.	Prof. H.N. Ramachandra Rao	9.5.1969	08.5.1975	
68.	Mr. R.N. Muttoo	25.6.1971	24.6.1977	
69.	Dr. A.K. Dhan	28.6.1971	5.11.1975	
70.	Mr. R.G. Rajwade	23.8.1973	5.1.1974	
71.	Prof. P.L. Bhatnagar	1.10.1973	18.7.1975	
72.	Mr. Asoka Sen	22.1.1974	21.1.1980	
73.	Air Marshal T.S. Virk	22.4.1974	21.4.1980	
74.	Mr. M. Singaravelu	24.7.1974	16.3.1980	
75.	Dr. Sarup Singh	12.2.1975	14.3.1978	
76.	Mr. N.S. Saksena	4.6.1977	4.6.1983	
77.	Dr. P.C. Vaidya	1.7.1977	22.10.1978	
78.	Prof. S. Sampath	10.8.1977	28.8.1981	
79.	Dr. N.A. Noor Muhammed	30.11.1978	17.10.1981	
80.	Mrs. R.O. Dhan	1.12.1978	30.11.1984	
81.	Prof. Bhubaneshwar Behara	12.12.1978	31.12.1980	
82.	Mr. S.R. Mehta	17.3.1980	16.12.1982	
83.	Mr. J.R. Bansal	17.5.1980	16.5.1986	
84.	Air Vice Marshal A.K.S. Bakshi	27.7.1981	14.11.1986	
85.	Mr. A.M. Abdul Hamid	11.12.1981	25.3.1986	
86.	Dr. K. Venkata Ramiah	24.12.1981	23.12.1987	
87.	Mr. S. Samaddar	24.5.1982	23.5.1988	
88.	Mr. Jagdish Rajan	25.9.1984	25.9.1990	
89.	Mr. J.P. Gupta	1.7.1985	5.3.1990 (FN)	Appointed as Chairman
90.	Dr. R. Arockiasamy	5.7.1985	4.7.1991	
91.	Mr. Surendra Nath	23.12.1985	7.8.1991 (FN)	
92.	Mr. Qazi Mukhtar Ahmad	4.4.1986	14.3.1991	
93.	Mrs. R.M. Bathew (Kharbuli)	8.6.1987	22.9.1992	Appointed as Chairman
94.	Lt. Gen. R.S. Dayal	31.7.1987	13.5.1988	
95.	Vice Admiral G.M. Hiranandani	13.4.1989	12.4.1995	
96.	Mr. A. Padmanabhan	17.4.1989	13.12.1993	
97.	Mr. J.A. Kalyankrishnan	29.12.1989	28.12.1995	

S. No.	Name	Date when took over charge	Date on which relinquished charge	Remarks
98.	Mr. Harish Chandra	15.1.1990	14.1.1996	
99.	Mrs. Otima Bordia	11.5.1990	10.5.1996	
100.	Mr. S.J.S. Chhatwal	14.1.1991	23.8.1996 (AN)	Appointed as Chairman
101.	Mr. J.M. Qureshi	1.4.1991	30.9.1996 (AN)	Appointed as Chairman
102.	Mr. S.K. Misra	21.8.1991 (AN)	21.08.1997	
103.	Dr. (Ms.) P. Selvie Das	19.9.1991	28.5.1997	
104.	Mr. B. Krishna Mohan	20.9.1993 (AN)	25.1.1998	Expired
105.	Smt. Kanta Kathuria	24.5.1995	22.8.1998	
106.	Lt. Gen. (Retd.) Surinder Nath	20.9.1995	11.12.1998	Appointed as Chairman
107.	Sh. P.C. Hota	27.9.1996 (AN)	25.6.2002	Appointed as Chairman
108.	Sh. K.K. Madan	1.11.1996 (AN)	1.11.2002	
109.	Dr. K.G. Adiyodi	14.11.1996 (AN)	28.5.2001	Expired on 28.5.2001
110.	Sh. P. Abraham	5.6.1997	4.6.2003	
111.	Sh.M.K. Deb Barma	6.6.1997	5.6.2003	
112.	Dr. L. Siddaveere Gowda	11.6.1997 (AN)	5.9.2001	
113.	Sh. T.K. Banerji	21.8.1997 (AN)	21.8.2003	
114.	Sh. Mata Prasad	23.4.1998 (AN)	8.9.2003	Appointed as Chairman
115.	Km. Arundhati Ghose	3.9.1998	2.9.2004	
116.	Dr. Om Nagpal	5.4.1999 (AN)	2.3.2002	Expired on 2.3.2002
117.	Dr. S.D. Karnik	18.9.2001	16.7.2002	Resigned on 16.7.2002
118.	Dr. S.R. Hashim	19.3.2002 (AN)	4.1.2005 (AN)	Appointed as Chairman
119.	Dr.(Smt.) Prakashwati Sharma	20.3.2002 (AN)	7.2.2005	
120.	Sh. Gurbachan Jagat	14.8.2002 (AN)	1.4.2006	Appointed as Chairman
121.	Sh. B.N. Navalawala	05.12.2002 (AN)	14.04.2007	
122.	Sh. Subir Dutta	04.07.2003 (AN)	30.06.2007	Appointed as Chairman
123.	Air Marshal (Retd.) Satish Govind Inamdar	12.12.2003 (AN)	09.01.2008	
124.	Dr. Bhure Lal	14.10.2004 (AN)	08.02.2008	
125.	Ms. Chokila Iyer	01.02.2005 (AN)	28.06.2007	
126.	Prof. D.P. Agrawal	31.10.2003	16.08.2008	Appointed as Chairman