



सत्यमेव जयते

**58th (2007-08)**  
**Annual Report**  
(April 1, 2007 to March 31, 2008)

**UNION PUBLIC SERVICE COMMISSION**  
**Dholpur House, Shahjahan Road**  
**New Delhi - 110069**

**[http: //www.upsc.gov.in](http://www.upsc.gov.in)**





सत्यमेव जयते

*The Union Public Service Commission have the privilege to present before the President their Fifty-Eighth Report as required under Article 323(1) of the Constitution.*

*This Report covers the period from April 1, 2007 (Chaitra 11, 1929 Saka) to March 31, 2008 (Chaitra 11, 1930 Saka).*



# Contents

List of Abbreviations -----	8
Composition of the Commission During the Year 2007-08 -----	9

## List of Chapters

Chapter	Heading	Page No.
1	Executive Summary	11
2	Brief History and Workload Over the Years	13
3	Recruitment by Examinations	17
4	Direct Recruitment by Interview	23
5	Recruitment Rules, Service Rules and Mode of Recruitment	28
6	Promotions and Deputations	29
7	Representation of Candidates belonging to Scheduled Castes, Scheduled Tribes, Other Backward Classes and Physically Challenged	33
8	Disciplinary Cases	37
9	Delays in Implementing Advice of the Commission	39
10	Non-acceptance of Commission's Advice by the Government	41
11	Miscellaneous	59
12	Acknowledgement	65

## List of Appendices

Appendix	Heading	Page No.
I	Profiles of Hon'ble Chairman and Members of the Commission	67
II	Recommendations Made by the Commission – Relating to suitability of Candidates/ Officials etc	79
III	Recommendations Made by the Commission – Relating to Recruitment Rules, Service Matters	79
IV	Recruitment by Examinations – Details of Recommendations Made During the Year 2007-08 for Civil Posts/ Services	80
V	Recruitment by Examinations – Details of Recommendations Made During the Year 2007-08 for Defence Posts/ Services	81
VI	Examinations Conducted by the Commission in the Year 2007-08	82

<b>Appendix</b>	<b>Heading</b>	<b>Page No.</b>
<b>VII</b>	Examinations Conducted by the Commission During the Year 2006-07 but Completed/ Finalised in the Year 2007-08	<b>84</b>
<b>VIII</b>	Direct Recruitment by Interview – Position, at a Glance, on the number of Cases/ Posts for which Requisitions were Received and Recommendations Made During 2007-08	<b>86</b>
<b>IX</b>	Services Covered by Examinations Held During the Year 2007-08	<b>87</b>
<b>X</b>	Presidents of Personality Test Boards for Various Examinations..	<b>91</b>
<b>XI</b>	Statement Showing the Number of Candidates who appeared in Civil Services (Main) Examination – 2006 and 2007 with Literature of an Indian Language/ Foreign Language as an Optional Subject	<b>92</b>
<b>XII</b>	Comparative Statement showing the Medium of Writing of Examination (Indian Languages/ English) of Candidates who appeared in Civil Services (Main) Examinations – 2006 and 2007	<b>93</b>
<b>XIII</b>	Civil Services (Main) Examination – 2006: Profile of Candidates	<b>97</b>
<b>XIV</b>	University/ Institution-wise Number of Candidates Appeared <i>vis-à-vis</i> Recommended on the basis of Civil Services (Main) Examination – 2006	<b>106</b>
<b>XV</b>	Engineering Services Examination – 2006: Profile of Candidates	<b>110</b>
<b>XVI</b>	Engineering Services Examination – 2006: University/ Institution-Wise Number of Candidates Attended the Personality Test <i>vis-à-vis</i> Recommended	<b>117</b>
<b>XVII</b>	Indian Forest Service Examination – 2006: Profile of Candidates	<b>120</b>
<b>XVIII</b>	Ministry-Wise Number of Engineering, Medical, Scientific & Technical and Non-Technical Posts for which Requisitions were Received During the Year 2007-08	<b>127</b>
<b>XIX</b>	Ministry-Wise Number of Engineering, Medical, Scientific and Technical and Non-Technical Posts which were Advertised During the Year 2007-08	<b>128</b>
<b>XX</b>	Details of cases in which Requisitions were Cancelled/ Modified after Advertisement During the Year 2007-08	<b>129</b>
<b>XXI</b>	Discipline-Wise Engineering Posts for which Recruitments were Finalised During the Year 2007-08	<b>134</b>
<b>XXII</b>	Discipline-Wise Scientific and Technical Posts for which Recruitments were Finalised During the Year 2007-08	<b>135</b>
<b>XXIII</b>	Discipline-Wise Non-Technical Posts for which Recruitments were Finalised During the Year 2007-08	<b>136</b>
<b>XXIV</b>	Discipline-Wise Medical Posts for which Recruitments were Finalised During the Year 2007-08	<b>137</b>
<b>XXV</b>	Details of Cases for which Suitable Candidates could NOT be Found During the Year 2007-08	<b>139</b>
<b>XXVI</b>	Bulk Recruitment Cases Finalised During the Year 2007-08	<b>147</b>
<b>XXVII</b>	Cadres where No Select List of 2007 was Required to be Prepared – Nil Vacancy/ None Eligible	<b>148</b>

<b>Appendix</b>	<b>Heading</b>	<b>Page No.</b>
<b>XXVIII</b>	Promotion to All India Services – Meetings Held During 2007-08	<b>149</b>
<b>XXIX</b>	Review Meetings Held as a Result of Court Orders	<b>151</b>
<b>XXX</b>	All India Services – Selection Committee Meetings NOT Held During 2007-08	<b>152</b>
<b>XXXI</b>	Ministries/ Departments who did NOT Forward Half-Yearly Returns of Ad-Hoc Appointments Made to Group ‘A’ and Group ‘B’ Posts/ Services During the Year 2007-08	<b>153</b>
<b>XXXII</b>	Ad-Hoc Appointments to Group ‘A’ and ‘B’ Posts/ Services in the Ministries/ Departments which Continued Beyond a Period of One Year During the Year 2007-08 and Reported to the Commission through Half Yearly Returns	<b>154</b>
<b>XXXIII</b>	Statement Showing Ministry/ Department-Wise Break-Up of Vacancies Reserved for Scheduled Castes/ Scheduled Tribes Officers and the Number of Scheduled Castes/ Scheduled Tribes Officers Recommended for Appointment against Reserved/ Unreserved Vacancies by the Departmental Promotion Committees for the Year 2007-08	<b>158</b>
<b>XXXIV</b>	List of Posts Reserved for Scheduled Castes/ Scheduled Tribes/ Other Backward Classes for which No Such Candidate Applied During the Year 2007-08	<b>160</b>
<b>XXXV</b>	Number of Scheduled Castes/ Scheduled Tribes/ Other Backward Class Candidates Recommended against Unreserved Vacancies through Direct Recruitment by Interview During the Year 2007-08	<b>161</b>
<b>XXXVI</b>	Disciplinary Cases Dealt With During the Year 2007-08	<b>162</b>
<b>XXXVII</b>	Ministry-Wise Details of the Advice Tendered by the Commission In Disciplinary Cases During the Year 2007-08	<b>163</b>
<b>XXXVIII</b>	Ministry-Wise Number of Cases in which Offers of Appointment to Recommended Candidates were Delayed by the Government for more than One Year from the Date of Recommendation (Position as on March 31, 2008)	<b>165</b>
<b>XXXIX</b>	Statement Showing the Number of Cases where the Recruitment Rules were NOT Notified by the Government and the Period of Delay (Position as on March 31, 2008)	<b>167</b>
<b>XL</b>	Posts/ Services Excluded From the Purview of the Commission since the issue of the UPSC (Exemption from Consultation) Regulations on September 1, 1958	<b>170</b>
<b>XLI</b>	Cadre and Group-Wise Staff Strength and Detailed Break-up of Staff Strength of Posts of the Commission	<b>172</b>
<b>XLII</b>	Statement Showing Receipts and Expenditure of the Commission During the Year 2007-08	<b>176</b>
<b>XLIII</b>	List of Former Chairmen and Members of the Commission	<b>177</b>

## List of Abbreviations

Admn.	Administration	IO	Inquiry Officer
AIS	All India Services	IPoS	Indian Postal Service
AN	Afternoon	IPS	Indian Police Service
APFC	Assistant Provident Fund Commissioner	ISS	Indian Statistical Service
APR	Applicants to Post Ratio	Lakh	A cardinal number = 1,00,000 used as a unit of measurement
B.E.	Bachelor of Engineering	M.A.	Master of Arts
B.Sc.(Engg)	Bachelor of Science (Engineering)	M.Com.	Master of Commerce
B.Tech	Bachelor of Technology	M.E.	Master of Engineering
CAT	Central Administrative Tribunal	M.Sc.(Engg)	Master of Science (Engineering)
CCS (CCA)	Central Civil Services (Classification, Control and Appeal) Rules	M.Tech.	Master of Technology
CE	Chief Engineer	M/o	Ministry of
CPWD	Central Public Works Department	Misc.	Miscellaneous
CSSS	Central Secretariat Stenographers Service	MOS	Member of Service
CVC	Central Vigilance Commission	MR	Ministry Representative
D/o	Department of	NCT	National Capital Territory
Deptt.	Department	N.F.S	None Found Suitable
DoP&T	Department of Personnel & Training	No.	Number
DoT	Department of Telecommunication	N-SCS	Non State Civil Service
DPC	Departmental Promotion Committee	OBC	Other Backward Class
E.S.I.C.	Employees' State Insurance Corporation	OL	Official Language
ER	Examination Reforms	Recom	Recommended
FN	Forenoon	Rectt.	Recruitment
GEOL	Geologists' Examination	Retd.	Retired
GM	General Manager	RPR	Recommendation to Post Ratio
Govt.	Government	RS & A	Research, Statistics & Analysis
Gr.	Group	SC	Scheduled Caste
IAS	Indian Administrative Service	SCRA	Special Class Railway Apprentices
IES	Indian Economic Service	SCS	State Civil Service
IFoS	Indian Forest Service	SLP	Special Leave Petition
IFS	Indian Foreign Service	ST	Scheduled Tribe
		UD & PA	Urban Development & Poverty Alleviation
		UR	Un-reserved
		UTs	Union Territories
		Vig.	Vigilance
		w.e.f.	with effect from
		yrs	years

# **Union Public Service Commission**

## **(April 1, 2007 to March 31, 2008)**

**Shri Gurbachan Jagat, Chairman<sup>#</sup>**  
**Shri Subir Dutta, Chairman<sup>\$</sup>**  
**Shri B.N. Navalawala, Member<sup>@</sup>**  
**Prof. D.P. Agrawal, Member**  
**Air Marshal (Retd.) Satish Govind Inamdar, Member<sup>%</sup>**  
**Ms. Parveen Talha, Member**  
**Dr. Bhure Lal, Member<sup>&</sup>**  
**Ms. Chokila Iyer, Member<sup>^</sup>**  
**Shri K. Roy Paul, Member**  
**Prof. K.S. Chalam, Member**  
**Prof. E. Balagurusamy, Member**  
**Mrs. Shashi Uban Tripathi, Member<sup>\*</sup>**  
**Prof. Purushottam Agrawal, Member<sup>!!</sup>**  
**Dr. K.K.Paul , Member<sup>!+</sup>**

A brief write-up on the Profiles of the Chairman and Members is given at Appendix I.

- 
- # Demitted office on June 30, 2007  
 \$ Assumed office on June 30, 2007 (AN)  
 @ Demitted office on April 14, 2007  
 % Demitted office on January 9, 2008  
 & Demitted office on February 8, 2008  
 ^ Demitted office on June 28, 2007  
 \* Assumed office on May 17, 2007 (AN)  
 !! Assumed office on July 2, 2007  
 !+ Assumed office on July 26, 2007



# Chapter 1

## Executive Summary

### During the year 2007-08



Under Recruitment through Examination method, the Commission conducted 13 examinations, 9 for recruitment to Civil Services/Posts and 4 for Defence Services; a total of 10,99,634 applications were received and processed; 4,184 candidates interviewed for Civil Services/Posts (interviews for Defence Services were conducted by SSB of Ministry of Defence) and 2,889 candidates recommended for appointment to various posts, 1,466 for Civil Services/Posts (Appendix-IV) and 1,423 for Defence Services/Posts (Appendix-V).

*Chapter 3*



During the period under Report, the Commission decided to revise the scheme of Combined Medical Services Examination in accordance with the recommendations of High Level Committee (Mahdi-Verma Committee) constituted by the Commission. The revised scheme was given effect from Combined Medical Services Examination, 2008.

*Chapter 3*



The Commission also decided to increase the number of attempts of General Category PH candidates from 4 to 7 in respect of Civil Services (Main) Examination. The syllabi prescribed for General Studies Papers and all the Optional Papers except the Literature Papers of Languages under the scheme of Civil Services (Main) Examination, were revised in consultation with academic experts. The revised syllabi have been incorporated in the rules of Civil Services (Main) Examination and given effect from 2008 Examination.

*Chapter 3*



The Commission received 389 requisitions involving 1,551 posts for Direct Recruitment by Interview from various Ministries/Departments. Of these, 230 requisitions involving 968 posts were treated as closed for want of clarifications from the Ministries/ Departments. Taking into consideration the carried over requisitions, 142 requisitions involving 506 posts were advertised during the year 2007-08. However, the recruitment action in respect of 36 requisitions involving 302 posts, after their advertisement, were treated as cancelled on the request of the Ministries/ Departments.

*Chapter 4*



Taking into consideration the carried over advertised pending cases from previous years, 363 cases involving 1,773 posts were processed by the Commission. Of these, 161 cases involving 509 posts in respect of which 22,587 applications had been received, were finalized culminating in recommendation of 418 candidates, thus registering Applicants to Post Ratio of 44 and Recommendation to Post Ratio of 0.82.

*Chapter 4*



A total of 14,774 applications were received against the direct recruitment cases; 3,038 candidates were called for interview, 1,956 candidates were interviewed and 418 candidates were recommended.

*Chapter 4*



In three Direct Recruitment by Interview cases, in which the number of applicants were very high compared to the number of vacancies, Recruitment Tests were conducted for shortlisting of suitable number of candidates for interview.

*Chapter 4*

**Chapter 1 Executive Summary**

For 91 direct recruitment posts, none was found suitable out of the candidates who applied. Most of such posts required specialized medical, engineering or scientific qualifications.

*Chapter 4*



The Commission made 4,860 recommendations regarding suitability of candidates/ officials for promotion, deputation, absorption etc.

*Chapter 6*



The Commission recommended 4,547 officials for promotion to various posts under the Central Services.

*Chapter 6*



The Commission considered the service records of 19,592 officers and recommended (a) 4,547 officials for promotion in Central Services and (b) 313 officials for appointment for transfer on deputation.

*Chapter 6*



The Commission recommended 775 SC, ST and OBC candidates to fill up the posts reserved for them in recruitment by examination. In addition to this figure, 21 SC/ ST/ OBC candidates were recommended against unreserved posts.

*Chapter 7*



The Commission recommended 34 candidates belonging to the Scheduled Castes, 28 to the Scheduled Tribes and 136 to the Other Backward Classes to fill 79.5 percent of the posts reserved for them through Direct Recruitment by Interview. This figure does not include three candidates belonging to the Scheduled Castes and 16 candidates to the Other Backward Classes who were recommended against unreserved posts.

*Chapter 7*



The Commission recommended 6 candidates with disabilities out of the 10 posts reserved for them through Direct Recruitment by Interview.

*Chapter 7*



In respect of 60 cases, offers of appointment to candidates recommended by the Commission earlier through Direct Recruitment by Interview were either delayed for more than one year or the requisite information were not furnished by the Ministries/Departments regarding the issue of offer of appointment.

*Chapter 9*



Where candidates were recommended for recruitment by examination, it was noticed that there was delay of over one year or more in issuing offers of appointment by the concerned Ministries/ Departments in 167 cases.

*Chapter 9*



There are 15 cases of Non-acceptance of the Commission's advice by the Government; of which, thirteen cases pertain to Disciplinary Matters, one case relates to Appointment and the remaining one pertains to Consultation with the Commission.

*Chapter 10*



The Commission imposed penalties (in respect of examination) on 7 candidates who were found to have suppressed information, violated rules, used unfair means etc. in the examinations.

*Chapter 11*

# Chapter 2

## Brief History and Workload Over the Years

---

1. The Royal Commission on the Superior Civil Services in India under the Chairmanship of Lord Lee which submitted its Report in 1924, recommended the setting up of the Public Service Commission. This led to the establishment of the first Public Service Commission on October 1, 1926 under the Chairmanship of Sir Ross Barker. The limited advisory function accorded to the Public Service Commission and the continued stress on this aspect by the leaders of our freedom movement resulted in the setting up of a Federal Public Service Commission under the Government of India Act, 1935. The Federal Public Service Commission became the Union Public Service Commission after Independence and it was given a Constitutional Status with the promulgation of Constitution of India on January 26, 1950. A list of former Chairmen and Members since 1926 is given at Appendix XLIII.

2. The functions of the Commission prescribed in Article 320 of the Constitution, inter-alia, are:

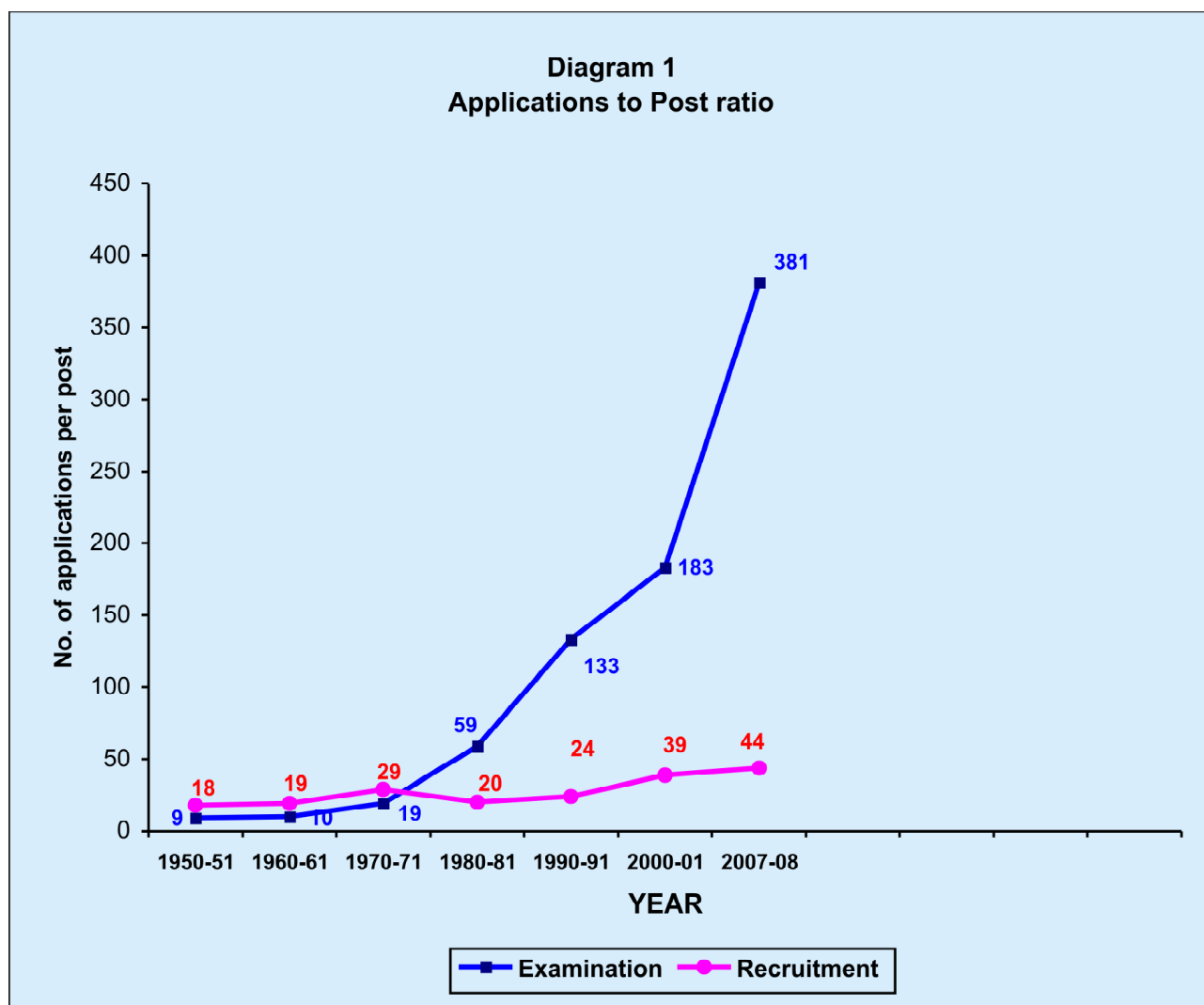
(a) Recruitment for all civil services and civil posts by;

- (i) written examination with or without a viva voce examination or interview to supplement them;
  - (ii) interview;
  - (iii) promotion,
- (b) advising the Government on disciplinary matters relating to government servants holding civil posts.

3. A comparison of the present workload of the Commission, with that in 1950-51 and the intervening period are shown in Table 1-4 and Diagram 1-4. The number of applications received, candidates interviewed and recommended are shown in Table 1 and Diagram 1. The number of disciplinary cases handled by the Commission is shown Table 2 and Diagram 2. The number of Recruitment Rules cases processed by the Commission is shown in Table 3 and Diagram 3. The number of records processed for Departmental Promotion (including Meetings for the All India Services) is shown in Table 4 and Diagram 4.

**Table 1 Recruitment by Examination/ Interview**

YEAR	No. of applications received			Candidates interviewed			No. of candidates recommended			
	Exam.	Rectt.	Total	Exam.	Rectt.	Total	Exam.	Rectt.	Total	
								Recom	N.FS	
1950-51#	24,680	18,047	42,727	3,383	6,484	9,867	2,780	883	120	3,783
1960-61	34,349	36,833	71,182	4,862	9,078	13,940	3,298	1,727	249	5,274
1970-71	81,539	65,197	1,46,736	3,473	13,706	17,179	4,187	2,059	190	6,436
1980-81	2,43,374	58,748	3,02,122	9,256	14,090	23,346	4,093	2,591	361	7,045
1990-91	6,15,850	72,079	6,87,929	13,838	16,788	30,626	4,625	2,341	655	7,621
2000-01	7,62,501	48,019	8,10,520	3,351	8,045	11,396	4,177	1,050	179	5,406
2007-08	10,99,634	14,774	11,14,408	4,184	1,956	6,140	2,888	418	91	3,397



# This data is from January 26, 1950 to March 31, 1951.

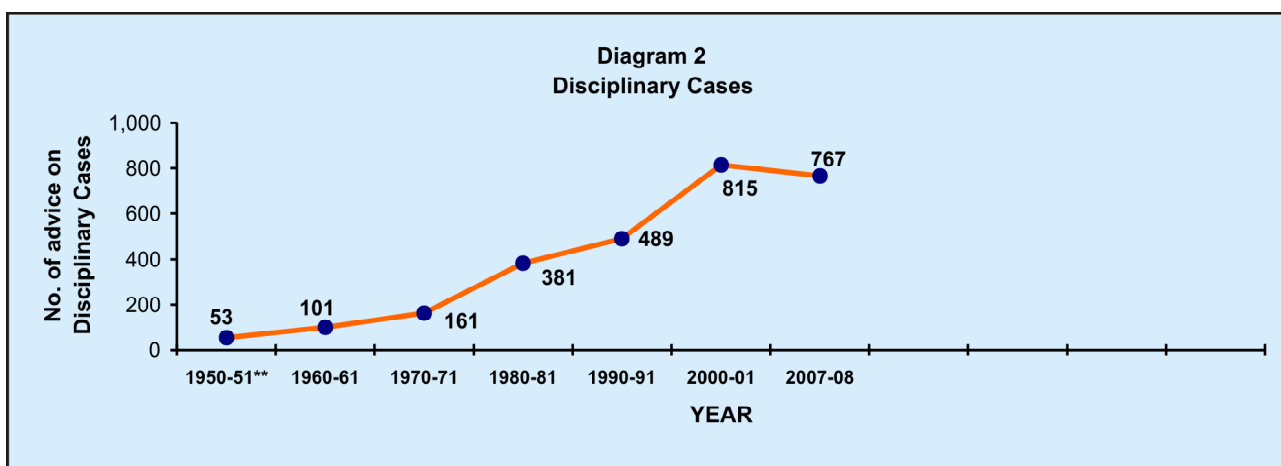
**Table 2 Disciplinary Cases**

Year	Number of Disciplinary Cases in which advice tendered
1950-51*	53
1960-61	101
1970-71	161
1980-81	381
1990-91	489
2000-01	815
2007-08	767

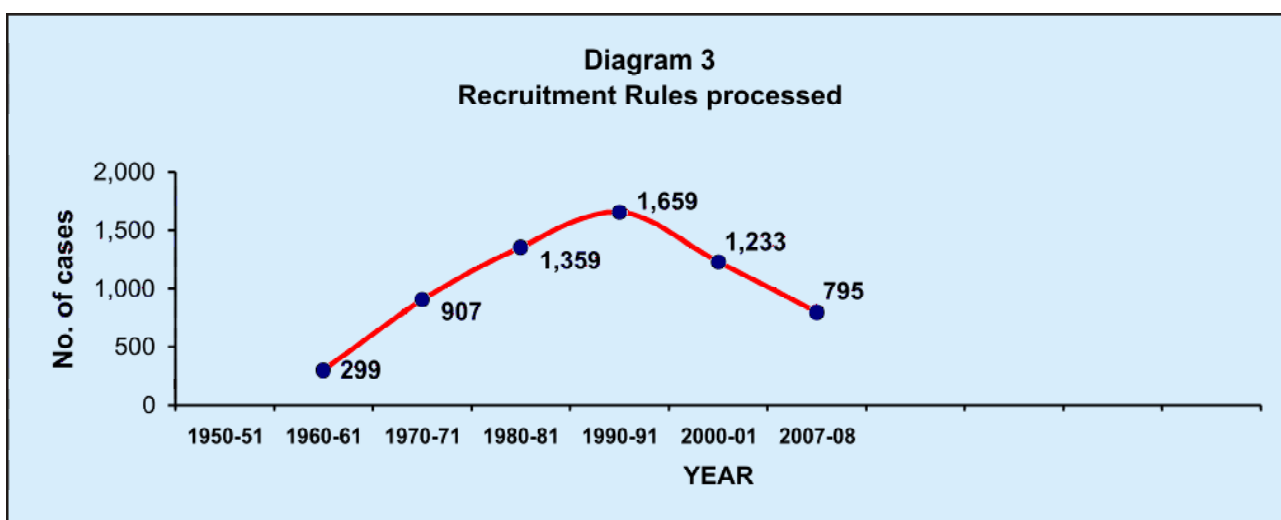
\* This data is from January 26, 1950 to March 31, 1951

**Table 3 Recruitment Rules Cases**

Year	Number of Recruitment Rules Cases Processed
1950-51	--
1960-61	299
1970-71	907
1980-81	1,359
1990-91	1,659
2000-01	1,233
2007-08	795

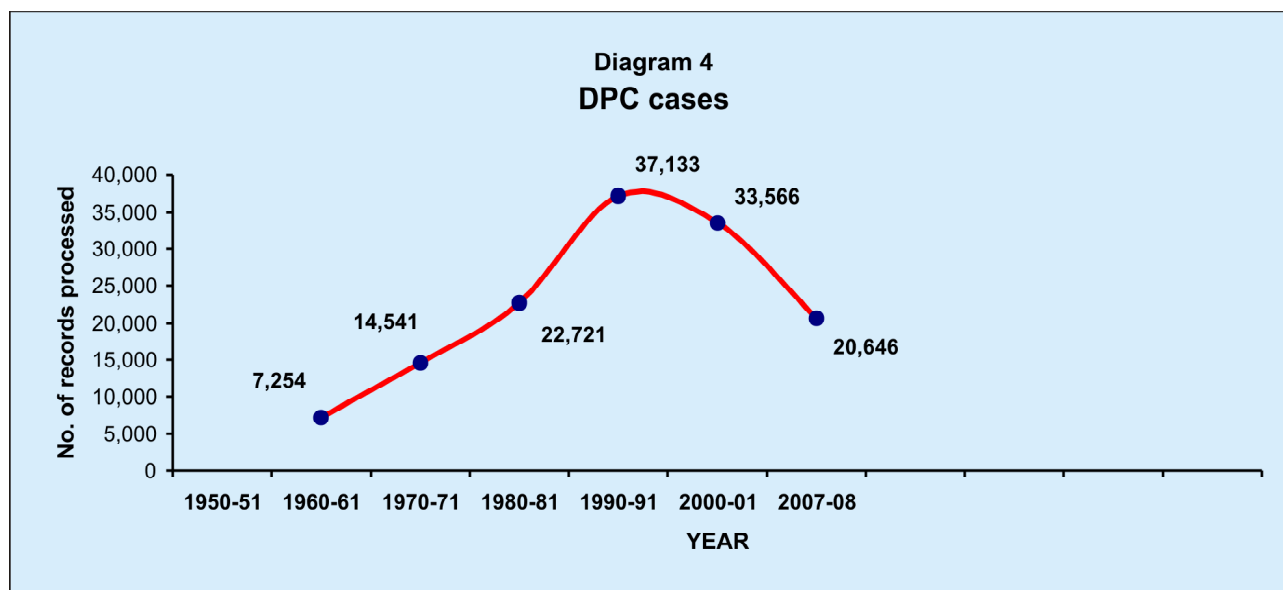


\*\* This data is from January 26, 1950 to March 31, 1951.



**Table 4 Promotion/ Deputation/ Absorption Cases**

Year	Number of Promotion/ Deputation/ Absorption Cases in which Recommendations Made	
	Cases excluding those of All India Services	Officers records disposed of for induction into All India Services
1950-51	-	-
1960-61	5,200 officers' records	2,054
1970-71	12,924 officers' records	1,617
1980-81	20,711 officers' records	2,010 (499 officers inducted)
1990-91	35,645 officers' records	1,488 (543 officers inducted)
2000-01	32,726 officers' records	840 (268 officers inducted)
2007-08	19,592 officers' records	1,054 (366 officers inducted)



# Chapter 3

## Recruitment by Examination

1. The Commission conducted 13 examinations – 9 for recruitment to Civil Services/ Posts and 4 for Defence Services during 2007-2008, as detailed below.

### For Civil Services/ Posts

- a. Civil Services (Preliminary) Examination, 2007 (CSP)
- b. Civil Services (Main) Examination, 2007 (CSM)
- c. Indian Forest Service Examination, 2007 (IFoS)
- d. Engineering Services Examination, 2007 (ESE)
- e. Indian Economic Service/Indian Statistical Service Examination, 2007 (IES/ISS)
- f. Special Class Railway Apprentices' Examination, 2007 (SCRA)
- g. Geologists' Examination, 2007 (GEOL)
- h. Central Police Forces (Assistant Commandants) Examination, 2007 (CPF)
- i. Combined Medical Services Examination, 2008 (CMS)

### For Defence Services

- a. Two examinations for National Defence Academy and Naval Academy (NDA &NA) – National Defence Academy and Naval Academy Examination (I), 2007 and National Defence Academy and Naval Academy Examination (II), 2007.
- b. Two examinations for Combined Defence Services (CDS) – Combined Defence Services Examination (II), 2007 and Combined Defence Services Examination (I), 2008.

### Number of Applications

2. During the year 2007-08, the Commission received 1099634 applications compared to 1108289 during the previous year. The table below shows the number of applicants in various examinations during the last three years.

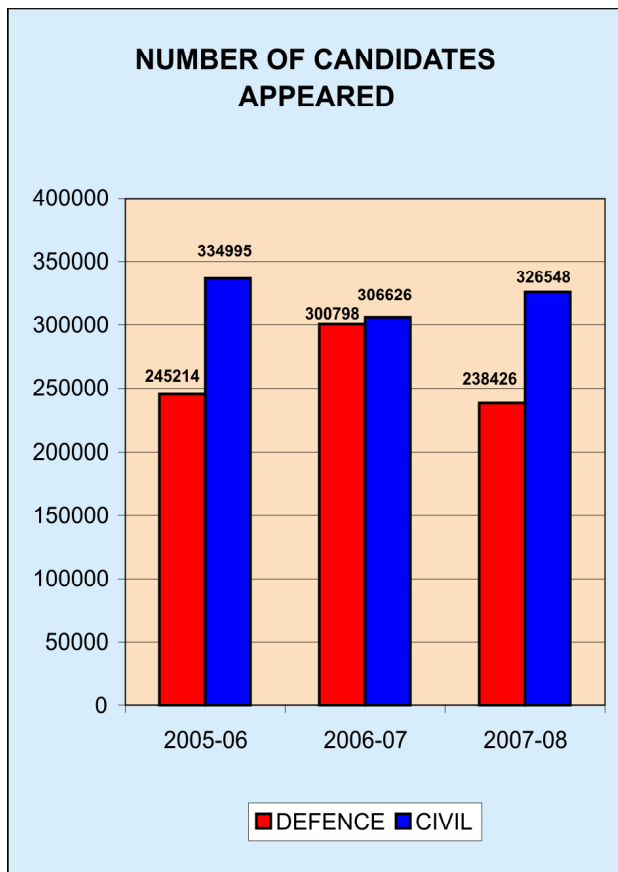
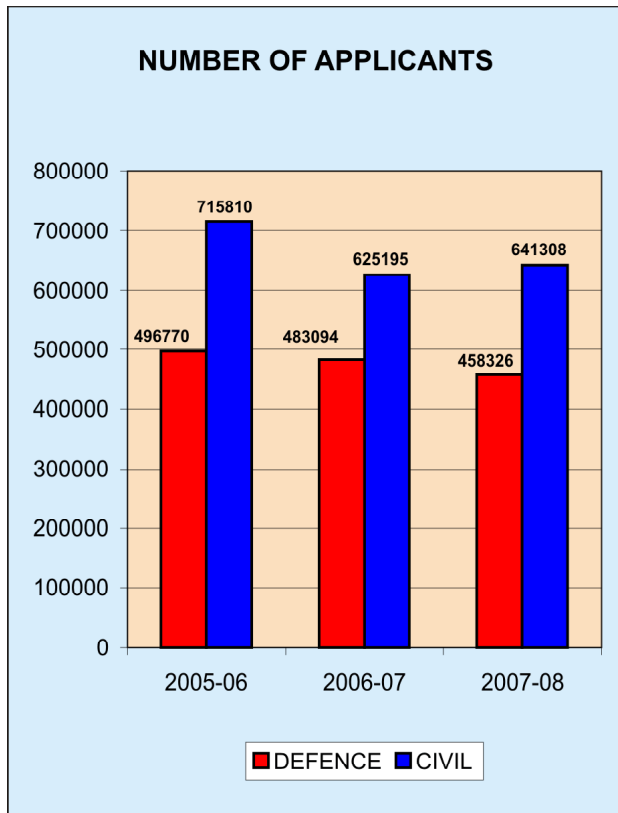
Examination	2005-06	2006-07	2007-08
<b>Civil</b>			
1. CS (P)	345106	383983	333680
2. CS (M)	5088	7692	9158
3. IFoS	43187	35601	31887
4. ESE	74363	65219	53711
5. IES/ISS	5017	4617	4038
6. SOLCE	--	@1851	--
7. CMS	#28878	#27589	# 25519
8. SCRA	118170	--	106260
9. GEOL	3433	3210	2687
10. CPF	92568	95433	74368
<b>Total Civil</b>	<b>715810</b>	<b>625195</b>	<b>641308</b>
<b>Defence</b>			
1. NDA&NA (I)	206622	216260	248165
2. NDA&NA (II)	135196	139069	105291
3. CDS (II)	76835	63737	53868
4. CDS (I)	\$78117	\$ 64028	\$ 51002
<b>Total Defence</b>	<b>496770</b>	<b>483094</b>	<b>458326</b>
<b>Grand Total</b>	<b>1212580</b>	<b>1108289</b>	<b>1099634</b>

# Combined Medical Services Examination, 2006 was held during the year 2005-06, Combined Medical Services Examination, 2007 was held during the year 2006-07 and Combined Medical Services Examination, 2008 was held during the year 2007-08

\$ Combined Defence Services Examination (I), 2006 was held during the year 2005-06. Combined Defence Services Examination (I), 2007 was held during the year 2006-07. Combined Defence Services Examination (I), 2008 was held during the year 2007-08.

@ Section Officers'/Stenographers' (Grade B'/Grade-I) Limited Departmental Competitive Examination 2005 was held during the year 2006-07.

-- Examination not held.



### Number of Candidates Appeared

3. The following table shows examination-wise number of appeared candidates.

Table 2

Examination	2005-06	2006-07	2007-08
<b>Civil</b>			
1. CS(P)	175202	195803	161469
2. CS(M)	4923	& 7496	8886
3. IFS	9951	8882	7696
4. ESE	27790	16824	17239
5. IES/ISS	1438	1334	1077
6. SOLCE	-	\$1266	-
7. CMS	#	# 19791	# 16324
8. SCRA	61446	-	72727
9. GEOL	1471	1334	£
10.CPF	52774	53896	41130
<b>Total Civil</b>	<b>334995</b>	<b>306626</b>	<b>326548</b>
<b>Defence</b>			
1. NDA (I)	130746	134431	121447
2. NDA (II)	67088	78825	48810
3. CDS (II)	47380	38796	30272
4. CDS(I)	@	@ 48746	@ 37897
<b>Total Defence</b>	<b>245214</b>	<b>300798</b>	<b>238426</b>
<b>Grand Total</b>	<b>580209</b>	<b>607424</b>	<b>564974</b>

# Combined Medical Services Examination, 2006 was held during the year 2005-06 for which information was made available in 2006-07, Combined Medical Services Examination, 2007 was held in 2006-07 for which information was made available in 2007-08 and Combined Medical Services Examination, 2008 was held in 2007-08 for which information is not available at present.

@ Combined Defence Services (I) Examination 2006 was held in 2005-06 for which information was made available in 2006-07, Combined Defence Services (I) Examination, 2007 was held in 2006-07 for which information was available in 2007-08 and Combined Defence Services (I) Examination, 2008 was held in 2007-08 for which information is not available at present.

\$ Section Officers'/Stenographers' (Grade- B'/Grade-I) Limited Departmental Competitive Examination 2005 was held during the year 2006-07.

& Change in figures from 7495 to 7496 is due to change in community/ cancellation of candidature after appearing in the exams.

£ Information not available at present.

- Examination not held.

## Candidates Interviewed

4. The Commission conduct interviews only for the Civil Services/ Posts. In respect of Defence Services, the examination results are passed on to the Ministry of Defence for interviews, physical fitness test, etc. During the year 2007-08, the Commission conducted interviews in respect of Civil Services/Posts based on the results of the following examinations held during the year 2006-07 and 2007-08: -

- Civil Services (Main) Examination, 2006
- Engineering Services Examination, 2006
- Combined Medical Services Examination, 2007
- Central Police Forces (Assistant Commandants) Examination, 2006
- Indian Economic Service/ Indian Statistical Service Examination, 2006
- Geologists' Examination, 2006
- Special Class Railway Apprentices' Examination, 2007
- Indian Forest Service Examination, 2007
- Engineering Services Examination, 2007

5. For conduct of interviews, the services of a number of Advisers were also utilised. Eminent persons from diverse fields are selected as Advisers. Names of Presidents for various P.T. Boards in respect of the above examinations are given at Appendix-X and their bio-data are given at Appendix-I.

6. In all, the Commission interviewed 4184 candidates for various Civil Services/Posts during 2007-08. In respect of Defence Services Examinations, interviews, physical fitness tests etc. were conducted by Services Selection Board of Ministry of Defence. Examination-wise number of candidates interviewed by the Commission for various Civil Services/Posts are given at Table 3.

**Table 3**

S.No.	Examination	No. of candidates interviewed during 2007-08
<b>For Civil Services/ Posts</b>		
1.	CS(M), 2006	1408
2.	ESE, 2006	930
3.	CMS, 2007	291
4.	CPF (AC), 2006	992
5.	IES/ISS, 2006	56
6.	GEOL, 2006	273
7.	SCRA, 2007	106
8.	IFoS, 2007	128
<b>Total</b>		<b>*4184</b>

\* Information regarding no. of candidates interviewed in ESE, 2007 is not available at present.

## Candidates Recommended

7. The Commission recommended 2889 candidates for appointment to Civil as well as Defence Services/ Posts during 2007-08. For Defence Services the recommendations for appointment were based on the written examinations conducted by Commission and the interviews conducted by Services Selection Board of Ministry of Defence. Examination-wise number of candidates recommended is given below: -

**Table 4**

S.No.	Examination	No. of candidates recommended during 2007-08
<b>For Civil Services/ Posts</b>		
1.	CS(M), 2006	474
2.	ESE, 2006	308 + 1*
3.	CMS, 2007	176
4.	IFS, 2006	35
5.	CPF, 2006	302
6.	IES/ISS, 2006	35
7.	GEOL, 2006	110
8.	SCRA, 2007	25
<b>Total</b>		<b>1466</b>
<b>For Defence Services/ Posts</b>		
1.	NDA (II), 2006	398
2.	CDS (II), 2006	433
3.	CDS (I), 2007	293
4.	NDA(I), 2007	299
<b>Total</b>		<b>1423</b>
<b>Grand Total</b>		<b>2889</b>

\* Due to proposed operation of Reserve List for OBC candidates in due course.

## Applicants to Posts Ratio

8. The number of applications for an examination divided by the number of posts to be filled by the said examination gives the Applicants to Posts Ratio (APR). The APR gives an index of the number of candidates aspiring for Civil Services/Posts through each of these examinations. As per APR calculations, 720 candidates applied for every post filled through Civil Services Examination, 2006 as compared to 755 for the year 2005. In respect of Special Class Railway Apprentices' Examination, 2007, number of candidates applied for each post was 4250, which was the highest amongst all examinations. Details are given at the Table 5.

## Recommended to Post Ratio

9. The number of finally recommended candidates divided by the number of posts gives the Recommended to Post Ratio (RPR). When the RPR value is one, candidates have been selected for all the posts. Where the RPR is less than one, the number of candidates selected falls short of the number of posts. As may be seen from the table below, RPR is less than one in Civil Services Examination, 2006, Engineering Services Examination 2006, Central Police Forces (Assistant Commandants) Examination, 2006, Indian Economic Service/ Indian Statistical Service Examination, 2006 and Combined Medical Services Examination 2007. Details regarding shortfall is given in Appendix-IV.

**Table 5**

Name of the Examination	Number of Posts	Number of Applicants	Number of Recommended Candidates	APR	RPR
Civil Services Examination, 2006	533	383983	474	720	0.89
Indian Forest Service Examination, 2006	35	35601	35	1017	1.00
Engineering Services Examination, 2006	363	65219	308 + 1*	179	0.85
Central Police Forces Examination, 2006	380	95433	302	251	0.79
Indian Economic Service/ Indian Statistical Service Examination, 2006	40	4617	35	115	0.88
Geologists' Examination, 2006	110	3210	110	29	1.00
Special Class Railway Apprentices' Examination, 2007	25	106260	25	4250	1.00
Combined Medical Services Examination, 2007	201	27589	176	137	0.88
<b>Total</b>	<b>1687</b>	<b>721912</b>	<b>1466</b>	<b>428</b>	<b>0.87</b>

\* Due to proposed operation of Reserve List for OBC candidates in due course.

## HIGHLIGHTS OF CIVIL SERVICES EXAMINATION, 2006

### Recommendations

10. The final result of the Civil Services (Main) Examination, 2006 was declared on May 14, 2007. In the result, the Commission recommended 474 candidates, which included 80 SC, 36 ST, 144 OBC and 18 Physically Challenged candidates. Result of one candidate was withheld.

### Women Candidates

11. The number of women candidates recommended for appointment on the basis of the results of the Civil Services Examination, 2006 was 101 as against 94 in the year 2005. The number of women candidates who appeared in the CSE, 2005 and CSE, 2006 were 450 and 669, respectively. The number of women candidates interviewed on the basis of CSE, 2005 and CSE, 2006 were 173 and 195, respectively.

**Table 6**

Year	Appeared	Interviewed	Recommended
2005	450	173	94
2006	669	195	101

### Physically Challenged Candidates

12. The number of physically challenged candidates recommended for appointment on the basis of Civil Services (Main) Examination, 2006 was 18.

### Interviews

13. For the Civil Services Examination 2006, seven Personality Test Boards were constituted. Candidates were allowed to opt for either English or any one of the Indian Languages as medium for the Personality Test. Out of 1408 candidates (candidates actually qualified for interview were 1409, but one candidate did not appear for the Personality Test) who appeared at the Personality Test, 958 candidates opted for English whereas 450 candidates opted for an Indian Language as

a medium for interview as per details given in Table 7.

### Indian Languages in the Main Examination

14. The number of candidates who opted for the literature of an Indian Language as one of the optional subjects for the 2006 Examination was 1318. Language-wise break up is given in Appendix XI. In addition, details of the number of candidates who chose an Indian Language as a medium for answering other optional subjects are given in Appendix XII.

### Qualifications of candidates

15. Out of the 474 candidates recommended for appointment, there were 193 Postgraduates and 281 Graduates. The break-up of the academic qualifications of successful candidates, subjects taken by them and their age-wise analysis etc. are given at Appendix- XIII and University-wise break up of candidates applied and selected is given at Appendix- XIV.

**Table 7**

Name of the Language	Number of Candidates.
Bengali	2
Gujarati	25
Hindi	383
Marathi	17
Tamil	13
Telugu	9
Urdu	1
<b>Total</b>	<b>450</b>

### Consolidated Reserve List

16. It may also be mentioned that as per provisions of Rule 16 (4) & (5) of the Civil Services Examination Rules 2006, the Commission maintained a consolidated Reserve List of 116 candidates. On receipt of a request, from the Department of Personnel & Training the result (2nd Merit Order List) of 58 candidates would be declared by the Commission.

### HIGHLIGHTS OF ENGINEERING SERVICES EXAMINATION – 2006

17. The Engineering Services Examination, 2006 was notified in January 14, 2006. In response to the Notification, a total number of 65,219 candidates applied for the Examination. The written examination was held on June 10, 2006 and a total number of 16,824 candidates appeared in the examination. The result for the written

part of the examination was declared on April 9, 2007. A number of 1009 candidates qualified for the Personality Test, including 115 SC, 44 ST, 194 OBC and 21 PH candidates. Seven PT Boards were held to interview the candidates from May 21, 2007 to June 2, 2007. The final result was declared on June 8, 2007 and a total of 309\* candidates were recommended including 56 SC, 20 ST, 94\*\* OBC and 3 PH candidates. The proposal for the reserve list had not been received from the nodal Ministry i.e. the Railway Board during the financial year 2007-08.

\* 308 + 1 #

\*\* 93 + 1 #

# Due to proposed operation of Reserve List for OBC candidates in due course.

### Qualifications of candidates

18. Qualification, Community, Discipline, Age, Gender-wise and University-wise analysis of candidates is given at Appendices XV and XVI respectively.

### CHANGES INTRODUCED DURING THE YEAR

19. The Commission introduced the following major changes during the year in respect of various examinations.

#### Grant of extra time for submission of applications to the candidates residing in the state of Jammu & Kashmir

20. As mentioned in the previous Report of the Commission, the benefits of the extra time for submission of applications to the candidates in the State of Jammu & Kashmir was extended up to 31<sup>st</sup> December, 2007. During the period under Report, the Commission decided to further extend the facility of the grace period for the candidates residing in Jammu & Kashmir State for a further period of one year i.e. up to 31<sup>st</sup> December, 2008

#### Grant of Age relaxation for the residents of the State of Jammu & Kashmir

21. As mentioned in the 56<sup>th</sup> Report of the Commission, the Govt. of India issued orders in 2005 extending provision for a relaxation of the age limit up to a maximum of 5 years in all Central Civil Services and posts in favour of persons who had ordinarily domiciled in the State of Jammu & Kashmir during the period from 1<sup>st</sup> day of January, 1980 to 31<sup>st</sup> day of December, 1989. This concession was further extended which expired

on December 31, 2007. During the period under Report, this relaxation has been extended by the Govt. of India for a further period of two years i.e. upto December 31, 2009.

### Revision in the Scheme of the Combined Medical Services Examination and Civil Services Examination

22. During the period under Report, it was decided to revise the scheme/ syllabus of Combined Medical Services Examination in accordance with the recommendations of the High Level Committee. The High Level Committee (Mahdi-Verma Committee) constituted by the Commission had proposed following changes in the Scheme of CMS Examination which have been approved by the Commission: -

- (i) The marks allotted to the two papers may be increased from 200 for each paper to 250 for each paper.
- (ii) The marks for Interview/ Personality Test may be decreased from 200 to 100.
- (iii) The first paper under the existing scheme should be redesigned to include 25% questions on General Ability.

The revised Scheme was given effect from the Combined Medical Services Examination, 2008.

### Revision in the Scheme of the Civil Services Examination

23. During the period under Report, it was decided by the Government to amend Rule 4 of the Civil Services Examination. It was decided to increase the number of attempts of General Category PH candidates from 4 to 7.

This change has been incorporated in the Rules of the Civil Services Examination, 2008.

### Revision of Syllabi

24. During the period under Report, the syllabi prescribed for General Studies Papers and all the Optional Papers except the Literature Papers of Languages under the scheme of Civil Services (Main) Examination were revised in consultation with academic experts. The revised syllabus has been given effect from the Civil Services Examination, 2008.

### Examination not held

25. During the period under report, the Commission did not notify SO/ Stenos' (Grade 'B'/ Grade-I) Limited Departmental Competitive Examination, 2006/ 2007 as the matter is sub-judice.

# Chapter 4

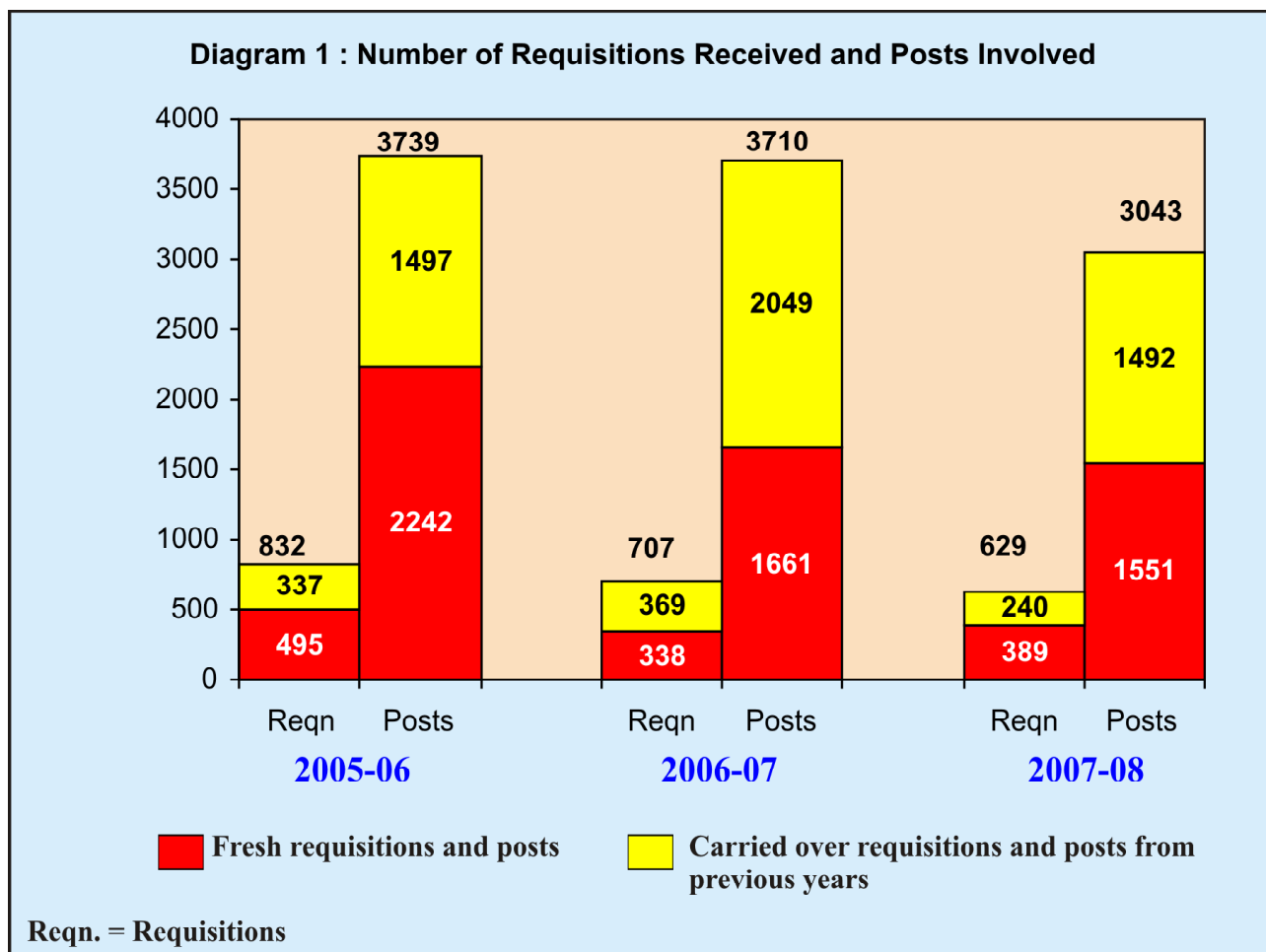
## Direct Recruitment by Interview

1. Direct Recruitment by Interview is made for filling up vacancies that are not covered by the competitive examinations conducted by the Union Public Service Commission. In this process, requisitions for various posts are received from the Ministries/Departments. Requisitions are also received from statutory organizations, local authorities or public institutions for which recruitment is made by the Commission in terms of Article 321 of the Constitution.

### Number of Requisitions Received

2. During the year 2007-08, the Commission received 389 requisitions involving 1,551 posts

from various Ministries/Departments compared to 338 requisitions involving 1,661 posts received during the previous year. Taking into account the number of requisitions/posts carried over from the previous years, the Commission, in all, processed 629 requisitions involving 3,043 posts during 2007-08 compared to 707 requisitions involving 3,710 posts during 2006-07. Of these, 230 requisitions involving 968 posts were sent back to the Ministries/Departments due to want of clarifications from them and were treated as closed. The number of requisitions received and the posts involved, during the last three years are shown in Diagram 1.

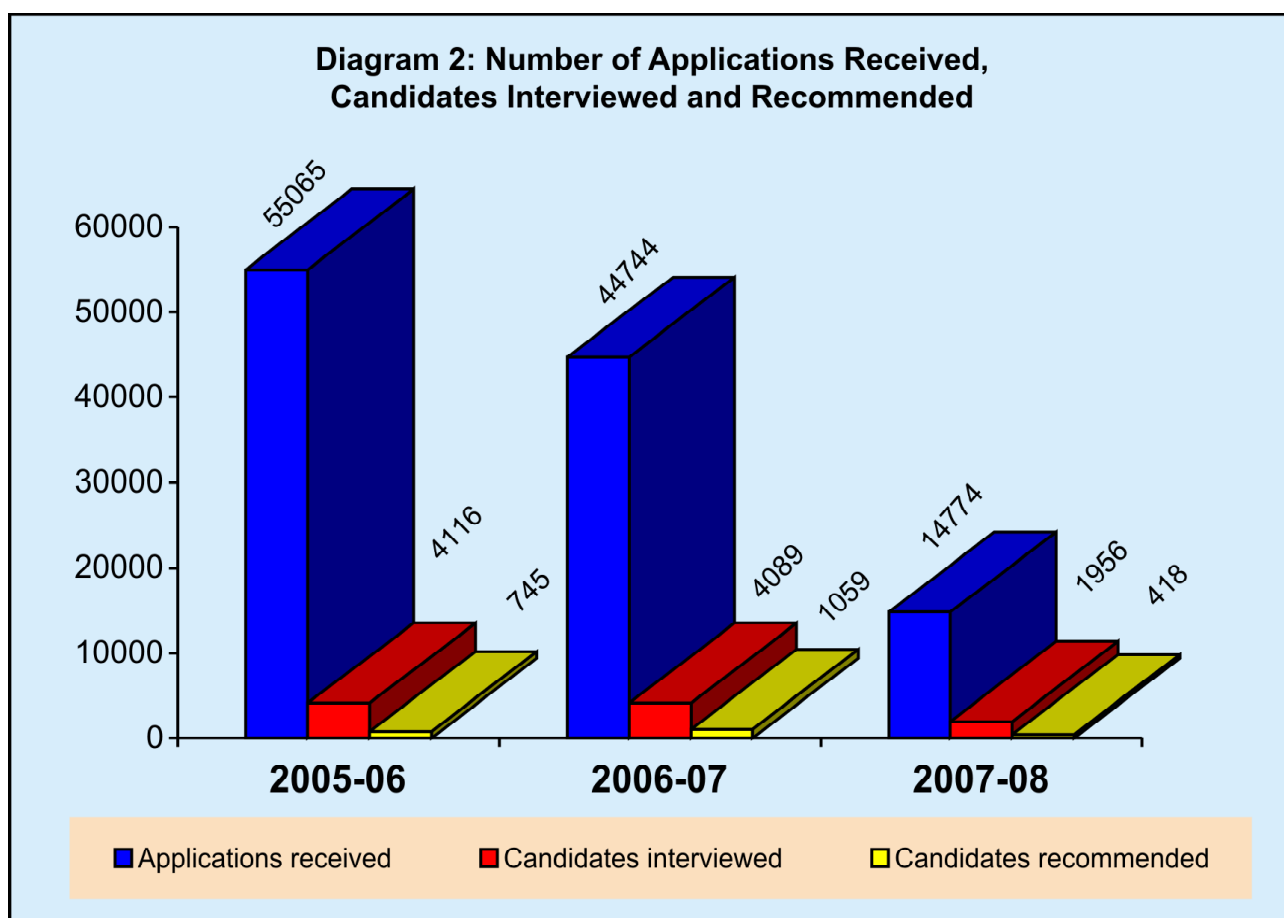


3. Diagram 1 depicts that though there was a significant increase in the number of fresh requisitions posed by the Ministries/ Departments to the Commission during the year 2007-08 compared to the previous year, the number of posts (1,551) attached with these fresh requisitions during 2007-08 were less compared to the corresponding figures (1,661) for 2006-07. Ministry-wise break-up of 1,551 posts for which requisitions were received during 2007-08, is given in Appendix XVIII.

**Number of Applications Received, Candidates Interviewed and Recommended**

4. During the period under report, the Commission issued advertisements for 142 cases involving 506 posts calling for applications. Ministry-wise number of posts which were advertised during the year 2007-08 are given in Appendix XIX. However, the recruitment

action in respect of 36 requisitions involving 302 posts, after their advertisement, were treated as cancelled due to various reasons. Details of the cases in which the requisitions were cancelled/ modified during the year 2007-08 are given in Appendix XX. Taking into consideration the carried over advertised pending cases from previous years, 363 cases involving 1,773 posts were processed by the Commission during the year 2007-08. The Commission received in all 14,774 applications during 2007-08. During the year 2007-08, 3,038 candidates were called for interview and 1,956 candidates were interviewed. Further, 161 cases involving 509 posts were finalized by the Commission recommending 418 candidates for various posts during the year under report. It would be seen from Diagram 2 that the number of candidates interviewed and recommended during 2007-08 have significantly decreased compared to the previous year.



**Table 1 Broad Discipline-wise Number of Posts Finalized and Candidates Recommended During 2007-08**

Broad Discipline	Number of Posts	Number of Applicants	Candidates Recommended	Applicants to Post Ratio	Recommendation to Post Ratio
Engineering	78	3,428	71	44	0.91
Scientific and Technical (Excluding Engg.)	65	2,182	54	34	0.83
Non-Technical	62	3,565	52	58	0.84
Medical	304	13,412	241	44	0.79
<b>Total</b>	<b>509</b>	<b>22,587</b>	<b>418</b>	<b>44</b>	<b>0.82</b>

Notes: 1. Applicants to Post Ratio = Number of applicants divided by number of posts.

2. Recommendation to Post Ratio = Number of candidates recommended divided by number of posts

5. Position, at a glance, on the number of requisitions received, sent back to the Ministries for clarifications, effective cases for action, cases finalized, etc. by the Commission during the year 2007-08 is given at Appendix VIII.

6. During the year 2007-08, recruitment was finalized in respect of 161 cases for 509 posts involving 22,587 applications for which 2,825 candidates were called for interview, 1,805 candidates were interviewed and 418 candidates were recommended for various categories of posts.

7. Broad discipline-wise number of posts finalized, candidates recommended, applicants to post ratio and recommendation to post ratio are given in Table 1.

8. Discipline/Specialization-wise and community-wise number of posts finalized in each of the broad categories of engineering, scientific and technical (excluding engineering), non-technical and medical and the number of candidates recommended thereto by the Commission during the year 2007-08, are given in Appendix XXI, Appendix XXII, Appendix XXIII and Appendix XXIV respectively.

## Recruitment Tests

9. Recruitment Tests are conducted mostly in bulk recruitment cases entailing more than 500 applications for short listing. These tests enable shortlisting of suitable number of candidates whenever the number of candidates is very

high compared to the number of vacancies. In such cases, some weightage is assigned to the performance of the candidates in the test for final assessment. Further, such tests are also occasionally used in case the essential qualifications lay down minimum skill standards. In both the cases, each recruitment test is followed by interview for final selection. During the year 2007-08, recruitment tests were held in three recruitment cases involving 130 posts as detailed in Table 2.

## Average Time Taken in Completion of Recruitment Process

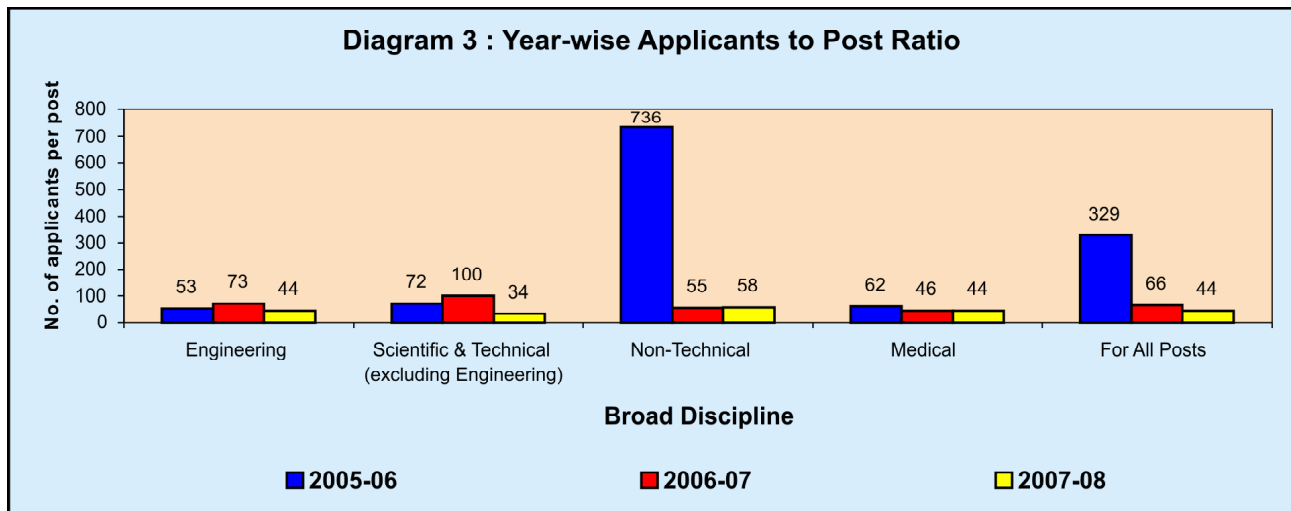
10. From the date of receipt of complete requisition to the date of recommendation, on an average, it took about 13.7 months time in disposing normal recruitment cases during the year 2007-08 compared to 14.3 months during the previous year 2006-07.

## Applicants to Post Ratio (APR)

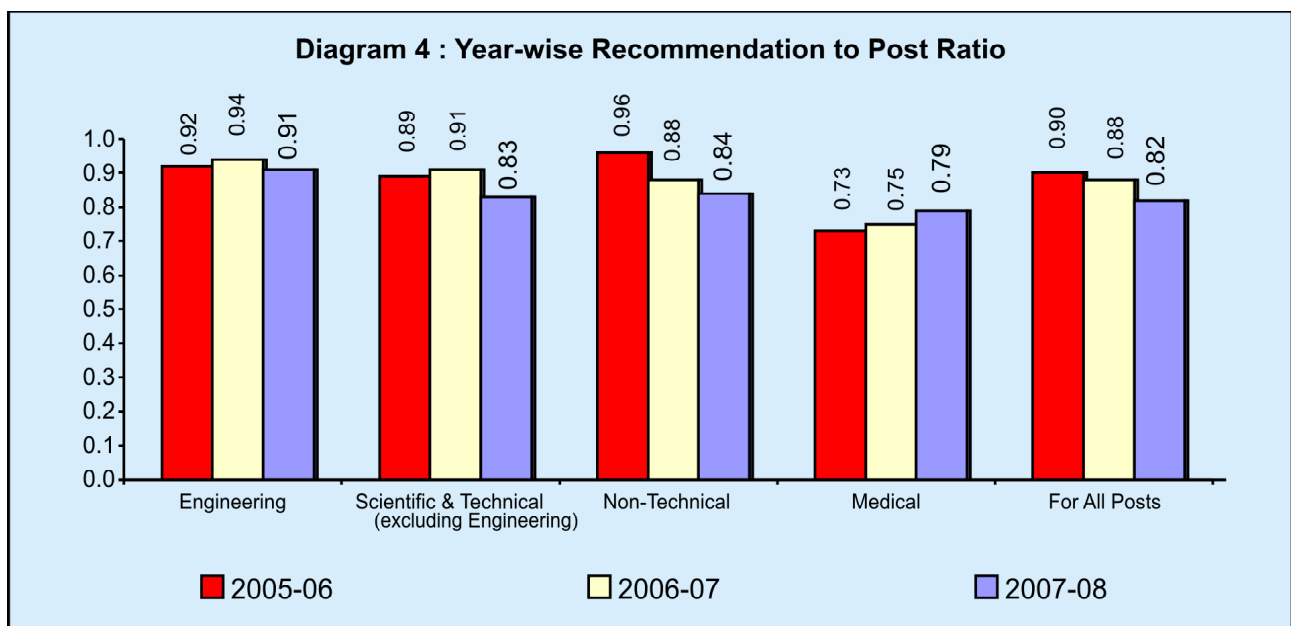
11. Applicants to Post Ratio (APR) gives an index of the number of candidates aspiring for a post. There were, on an average, 44 applications per post in the Direct Recruitment by Interview cases which were finalized during the year 2007-08. From Diagram 3, it is observed that the number of applicants per post in respect of engineering, scientific and technical and medical posts have significantly decreased compared to the previous year. However, the number of applicants per post has slightly increased in respect of non-technical posts over the previous year.

**Table 2 Recruitment Tests held during the year 2007-08**

S. No.	Name of Post	Number of posts	Scale of Pay (Rs.)	Candidates Applied	Candidates Appeared in the Test	Status as on March 31, 2008
1.	General Duty Medical Officer, Health Department, Government of Puducherry.	81	8,000-13,500	927	503	81 candidates were recommended
2.	Junior Works Manager (Mechanical), Ordnance Factory Board, Ministry of Defence.	28	7,450-11,500	1,965	717	Interview held from 10.3.08 to 15.3.08, Final result awaited.
3.	Assistant Works Manager (Prob.) (Chemical Engineering), Ordnance Factory Board, Ministry of Defence.	21	8,000-13,500	1,082	375	Interview held from 17.3.08 to 20.3.08, Final result awaited.



Note: During the year 2005-06, the abnormal increase in APR in non-technical posts and for all posts is due to one bulk case of Assistant Provident Fund Commissioner having 2,22,147 applications.



### Recommendation to Post Ratio (RPR)

12. Recommendation to Post Ratio (RPR) less than 1 indicates non-availability/poor availability of suitable candidates for the post. From Diagram 4, it is observed that RPR is low during the last three years in respect of medical posts which is indicative of the general shortage of medical specialists particularly of super specialists.

13. In all, there were 91 posts during 2007-08 for which none was found suitable out of the candidates who applied, most of which required specialized medical, engineering or scientific qualifications. Details of cases for which suitable candidates could not be found during 2007-08 are given at Appendix XXV.

### Bulk Recruitment Cases

14. In some recruitment cases, applications are received in bulk i.e. more than 500 applications per case in response to the Commission's

advertisement. There were eight such cases with 166 posts finalized during 2007-08 which elicited 12,583 applications. A lot of extra efforts were put in to deal with these cases. Details of such cases are given at Appendix XXVI.

### Recruitment for Statutory Bodies/ Local Authorities

15. During the year 2007-08, no recruitment was finalized for statutory bodies/local authorities through direct recruitment by interview.

### Difficulties Experienced by the Commission

16. The requisitioning authorities sometimes do not respond timely or take a long time to furnish the clarifications sought by the Commission on the recruitment rules, reservation position, approval of Screening Committee, etc. pertaining to their requisitions which causes delay to recruitment process.

# Chapter 5

## Recruitment Rules, Service Rules and Mode of Recruitment

1. The number of references relating to framing/amendment of recruitment rules and for deciding mode of recruitment as a one –time measure pending finalization of recruitment rules received during the period 2007-08 were 822, 70 references were pending at the beginning of the year. Of the total of 892 references, 795 references were processed, leaving a balance of 97 references.

2. The number of references relating to framing/amendment of recruitment rules and deciding mode of recruitment as a one – time measure received and disposed of during the financial years 2005-06, 2006-07 and 2007-08 is given below.

**Table 1**

Year	Brought Forward	Reference Received	Reference Disposed of	Balance at the End of the Year
2005-06	100	1018	1011	107
2006-07	107	936	973	70
2007-08	70	822	795	97

3. Approval of the Commission was obtained for framing/amendment of recruitment rules in 184 cases including Mode of recruitment cases. Approval of the Commission was inter-alia obtained in the following 15 organized services. (New Service Rules have been framed in respect of Armed Forces Headquarters Official Language Service Rules, 2008): -

- (i) Indian Information Service Group ‘A’ Rules, 1987.
- (ii) Indian Civil Accounts Group ‘A’ Service Rules, 2006.
- (iii) Indian Broadcasting (Engineering) Service Rules, 1981.

- (iv) Armed Forces Headquarters Official Language Service Rules, 2008.
- (v) Amendment of Survey of India Group ‘A’ Service Rules, 1989.
- (vi) Central Electrical & Mechanical Engineering Group ‘A’ Service Rules.
- (vii) Indian Railway Service of Engineers Rules, 2007.
- (viii) Indian Railway Service of Electrical Engineers Rules, 2007.
- (ix) Indian Railway Service of Signal Engineering Rules, 2007.
- (x) Indian Railway Service of Mechanical Engineering Rules, 2007.
- (xi) Indian Railway Stores Service Rules, 2007.
- (xii) Delhi Health Service Rules of GDMO (ISM) 2008.
- (xiii) Indian Economic Service Rules,
- (xiv) Indian Cost Accounts Service Rules, 2001.
- (xv) Central Secretariat Service Rules, 1962-CSS (Promotion to Gr. I & Selection Grade) Regulation 1964.

4. The average time taken by the Commission in processing and approval of proposals for framing of/amendment to recruitment rules was 32.87 days during the period under report.

5. In consultation with the Commission, the Department of Personnel and Training issued instructions in July, 1985 that where the Ministries/ Departments are not in a position to make regular appointments for the reason that the recruitment rules are still to be framed, they should make an immediate reference to the Commission for their advice on deciding the mode of recruitment to the post along with their suggestions. During 2007-08 Commission’s Advice has been communicated in respect of 11 such proposals.

# Chapter 6

## Promotions and Deputations

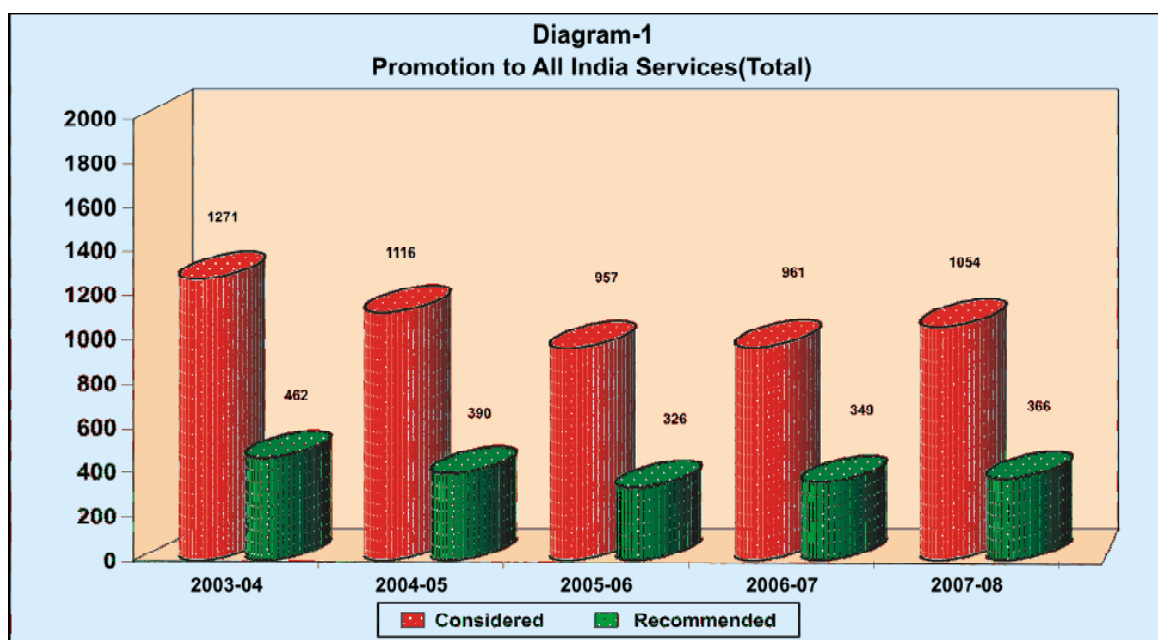
### Promotion to the All India Services

1. Promotion of State Service Officers to the All India Services viz. Indian Administrative Service/ Indian Police Service/Indian Forest Service (IAS/IPS/IFoS) is governed by the Promotion Regulations framed by the Government of India under the provisions of Article 309 of the Constitution of India. The Selection Committees, presided over by the Chairman or a Member of UPSC, make selections of officers of various States/UTs for promotion to the All India Services. The Government of India (Department of Personnel & Training) vide their notification dated July 25, 2000 amended the IAS/IPS/IFoS Promotion Regulations providing for year-wise

preparation of Select Lists. Accordingly, for some States, Select Lists of previous years were also prepared alongwith the Select Lists of 2007 for promotion to the various All India Services.

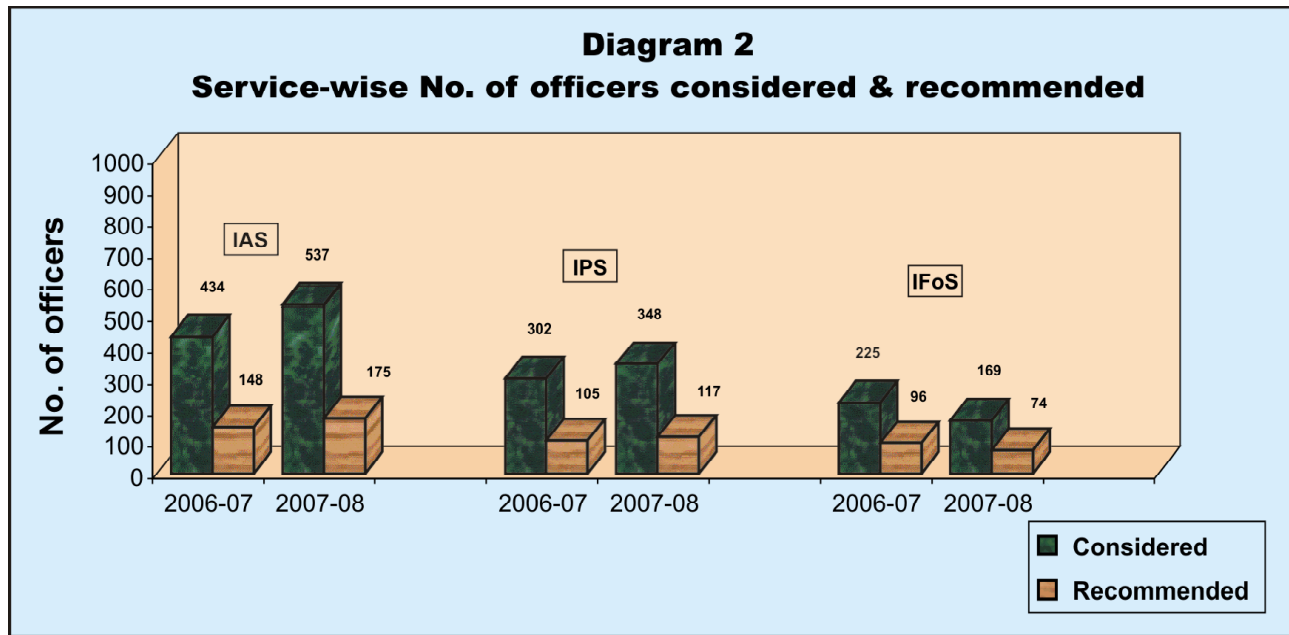
2. The comparative figures of officers of various States considered and recommended for induction in to the All India Services during the last five years are given in Diagram 1.

3. During 2007-08, the Commission considered 1054 officers of various States and recommended 366 of them for induction in to the All India Services whereas in the previous year 2006-07 in all 961 officers were considered and 349 of them were recommended for induction (Refer Table 1).



**Table 1**

Particulars	2006-07	2007-08
IAS (From State Civil Service)	137	157
IAS (From Non-State Civil Service)	11	18
IPS	105	117
IFoS	96	74
<b>Total</b>	<b>349</b>	<b>366</b>



4. The service-wise comparative figures of officers of various States considered and recommended for induction to the All India Services during the last two years are given in Diagram 2.

5. Promotions to the All India Services during the year 2007-08 were made in respect of 42 Cadres/Sub-Cadres out of a total of 116 Cadres/Sub-Cadres. In addition, Selection Committee

Meetings for earlier years in respect of 25 Cadres were also held during 2007-08.

6. Taking into account (a) 42 Cadres/Sub-Cadres for which Select Lists were finalised for (b) one Cadre for which the process was inconclusive (c) 33 Cadres/Sub-Cadres for which there were 'Nil' vacancy and (d) one Cadre for which no State Service Officers were eligible (Appendix-XXVII), the overall percentage of Cadres covered (for preparation of the Select Lists of 2007) in the SCMs during 2007-08 comes to 66.4%.

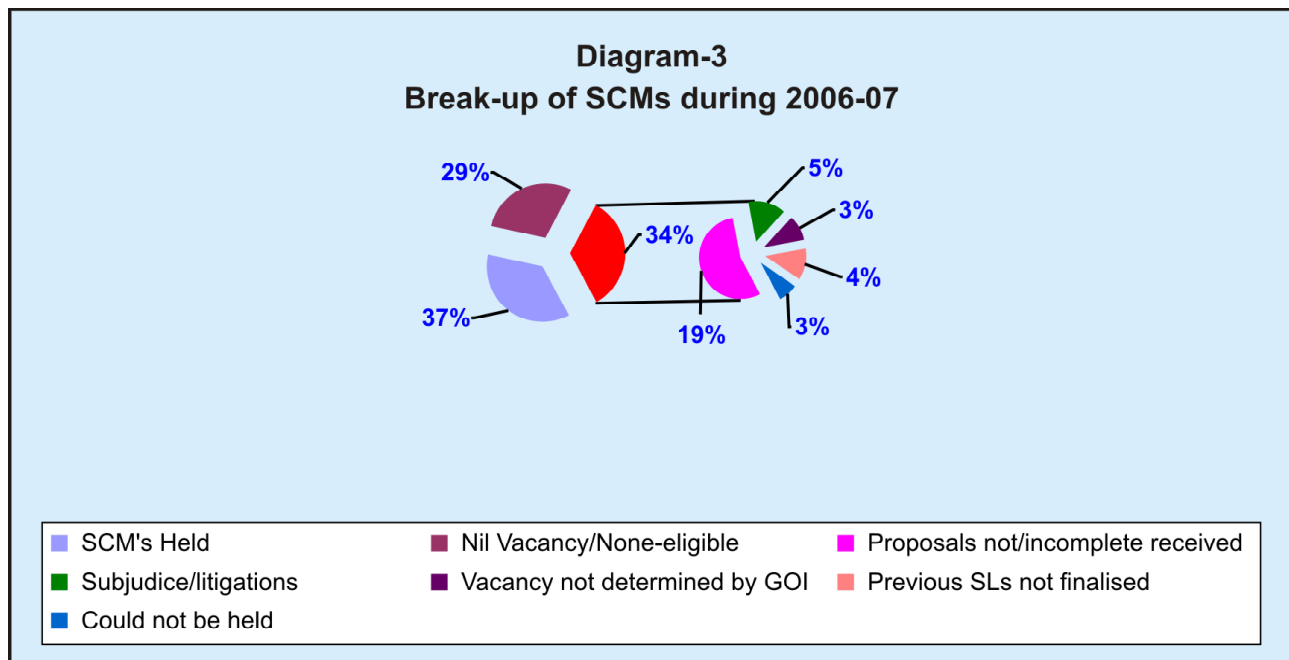


Table 2

S. No.	Particulars	No. of Cadres/ Sub-cadres
1.	Select Lists for 2007 finalised	42
2.	Select Lists of previous years finalized.	25
3.	Review Meetings which were convened in pursuance of CAT/Court directions (Appendix –XXIX)	8
	<b>Total</b>	<b>75</b>

7. In respect of the remaining Cadres/Sub-Cadres, Select Lists could not be prepared due to various reasons such as vacancies not being determined by the Government of India, Court orders/directions, seniority disputes, non-finalisation of select lists of earlier years and non-receipt/delayed receipt of proposals from the State Governments etc.(Refer Diagram 3).

8. During the year 2007-08, the Commission convened 75 Selection Committee Meetings including Review Meetings to prepare Select Lists for promotion to the All India Services as summarized in Table 2 (details in Appendix-XXVIII): Selection Committee Meetings in respect of three cadres fixed but could not be held due to various reasons. Selection Committee Meeting in respect of one cadre [Orissa- IAS(SCS)] was held but the Select List could not be finalized.

9. List of Cadres/Sub-Cadres for which no meeting could be held during the year due to non preparation of Select Lists of earlier years, incomplete proposals, stay orders from various courts, etc. are given in Appendix-XXX.

### Confirmation, Promotions & Transfers etc.

10. The Commission handles work relating to (i) Promotion to Central Services; and (ii) Deputation/ Absorption. During the year 2007-08, the Commission made recommendations in respect of 4,860 officers/posts compared to 4,147 officers/posts for which recommendations were made during 2006-07. For making the said

recommendations, the Union Public Service Commission considered the service records of 19,592 officers during 2007-08 as compared to 19,421 records considered during 2006-07.

### Promotions in Central Services

11. The Commission considered 1,282 cases involving 12,397 officials for Promotion to various posts under the Central Services. 445 Departmental Promotion Committee Meetings were convened during 2007-08 where 4,547 officials were recommended. During the year 2006-07, the Commission considered 1,253 cases involving 12,760 officials. 353 Departmental Promotion Committee meetings were convened where 4,016 officials were recommended.

### Deputation/Absorption

12. The Commission considered 1,011 cases involving 7,195 officials for Deputation/ Absorption. 158 Selection Committee Meetings were convened during 2007-08 where 313 officials were recommended. During the year 2006-07 the Union Public Service Commission considered 817 cases involving 6,661 officials. 94 Selection Committee Meetings were convened where 131 officials were recommended.

### Confirmation

13. Confirmation of officers appointed through the Union Public Service Commission is no more

within the purview of the Commission with effect from June 1, 1999, as it is not necessary to consult the Commission while making substantive appointment or confirmation to any Group 'A' and Group 'B' posts, of any person recruited directly through the Commission to such Group 'A' and Group 'B' service or post.

### Adhoc Appointments

14. The appointments made by the Government to various Group 'A' and Group 'B' posts pending recruitment of candidates through the Commission are treated as adhoc appointment and are required to be reported to the Commission by all the Ministries and Departments through monthly and half yearly returns. However, half yearly returns from 58 Ministries/Departments and Union Territories were not received during the year as detailed in Appendix XXXI.

15. During the year 2007-2008, 19 Ministries/ Departments/Union Territories reported fresh adhoc appointments to 106 Group 'A' and 65 Group 'B' posts. During the year 2006-07, 26 Ministries/ Departments/ Union Territories reported adhoc appointments to 168 Group 'A' and 68 Group 'B' posts.

16. At the end of 2007-08, 19 cases of adhoc appointments were continuing for more than one year.

**Table 3**

S. No.	Years	Group 'A'	Group 'B'
1.	Between 1-2 Years	1	4
2.	Between 2-3 Years	8	1
3.	Between 3-4 Years	-	1
4.	Between 4-5 Years	2	-
5.	Between 5-10 Years	1	-
6.	More than 10 Years	1	-
	<b>Total</b>	<b>13</b>	<b>6</b>

Note: The figures reflected above are those indicated by the Ministries / Departments in the half-yearly report for the period ending December, 2007. Where the Ministries / Departments have not submitted report for December, 2007, figures indicated in the half-yearly report for June, 2007 have been taken.

17. Ministry-wise break-up is given at Appendix-XXXII.

### Promotion through DPCs

18. Out of 4,547 officers recommended for promotion during the year 2007-08, 586 officers belonging to Scheduled Castes and Scheduled Tribes were recommended against 722 vacancies reserved for these categories. No Scheduled Castes and Scheduled Tribes officer could be recommended against 136 reserved vacancies because for non-availability of eligible candidates. However, 289 officers belonging to Scheduled Castes and Scheduled Tribes categories were recommended for promotion within Group 'A' posts against unreserved vacancies where reservation orders are not applicable. Ministry/ Department wise break up is given at Appendix-XXXIII.

# Chapter 7

## Representation of Candidates belonging to Scheduled Castes, Scheduled Tribes, Other Backward Classes and Physically Challenged

1. Candidates belonging to Scheduled Castes, Scheduled Tribes and Other Backward Classes (SC/ST/OBCs) were recommended by the Commission by a relaxed standard as per rules for various examinations.

### Recruitment by Examination

2. During the year 2007-08, the Commission were able to recommend candidates belonging to Scheduled Castes, Scheduled Tribes and Other Backward Classes for all the vacancies reserved for them from all the examinations except for Indian Economic Service/Indian Statistical Service Examination, 2006, Central Police Forces (Assistant Commandants) Examination, 2006 and Combined Medical Services Examination, 2007. In respect of Indian Economic Service/ Indian Statistical Service Examination, 2006 against

the reserved vacancies of 7 Scheduled Castes, 4 Scheduled Tribes and 9 Other Backward Classes, 5 Scheduled Castes, 1 Scheduled Tribes and 9 Other Backward Classes Candidates were recommended respectively. In respect of Central Police Forces (Assistant Commandants) Examination, 2006 against the reserved vacancies of 53 Scheduled Castes, 26 Scheduled Tribes and 84 Other Backward Classes, 52 Scheduled Castes, 23 Scheduled Tribes and 76 Other Backward Classes Candidates were recommended respectively. In respect of Combined Medical Services Examination, 2007 against the reserved vacancies of 28 Scheduled Castes, 15 Scheduled Tribes and 59 Other Backward Classes, 19 Scheduled Castes, 13 Scheduled Tribes and 59 Other Backward Classes Candidates were recommended respectively.

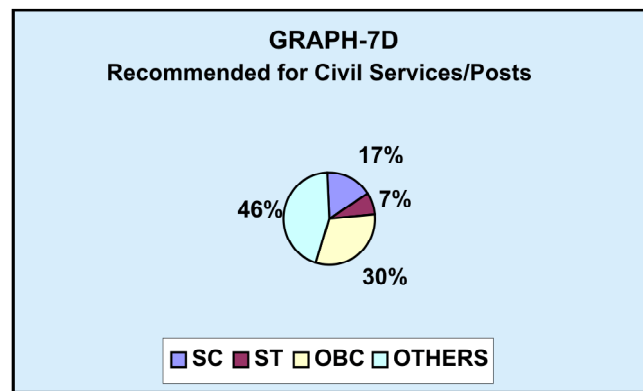
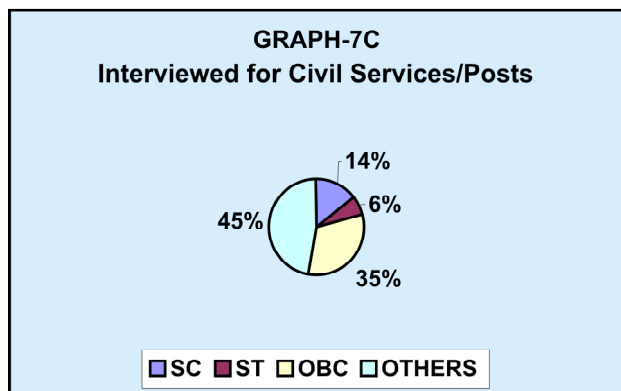
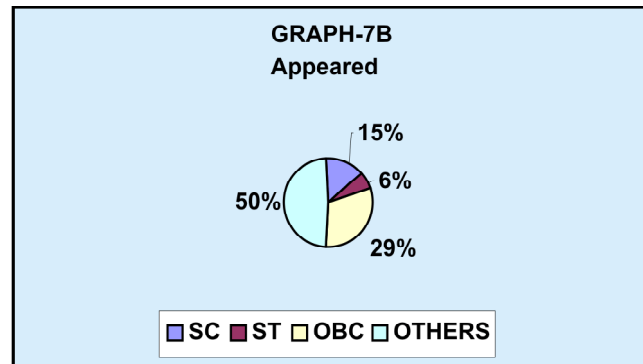
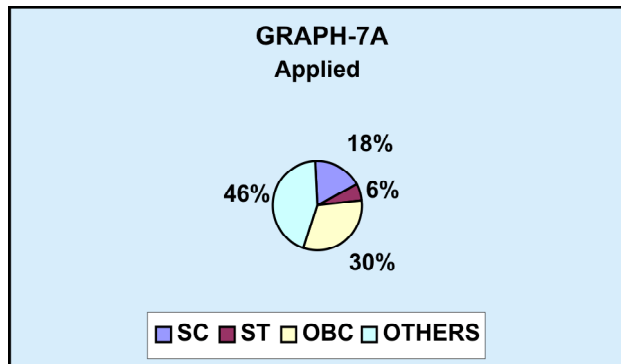
Table 1

Particulars	2007-08				2006-07			
	Reserved Posts	Recommended against reserved Posts	Short-fall	Recommended against un-reserved Posts	Reserved Posts	Recommended against reserved Posts	Short fall	Recommended against un-reserved Posts
Recruitment by Examination	803	(774 + 1*)#	28	21	812	803	09	10
		96.51%				98.89%		

\* Due to proposed operation of Reserve List for OBC candidates in due course.

# Out of 775 candidates recommended by the Commission, 176 candidates were those who qualified at normal standard and the Commission maintains reserve list for making recommendations equal to this number at a later stage.

**Category-wise number of candidates for Examinations**



**Direct Recruitment by Interview**

3. Special efforts were made to recruit the candidates belonging to the Scheduled Castes, the Scheduled Tribes and the Other Backward Classes. In addition to the usual advertisements and wide publicity through the media, a large number of eminent persons, authorities, institutions, including the office of the Commissioner for Scheduled Castes and Scheduled Tribes were approached for obtaining the details of suitable Scheduled Caste and Scheduled Tribe candidates in several cases covering a wide range of disciplines.

4. The number of posts reserved for the Scheduled Castes, the Scheduled Tribes and the Other Backward Classes and the candidates recommended against those posts during the year 2007-08 are given in Table 2.

5. Thus, 34 candidates belonging to the Scheduled Castes, 28 to the Scheduled Tribes and 136 candidates belonging to the Other Backward Classes were recommended by the Commission during the year 2007-08 against 249 posts reserved for them.

6. Further, 3 Scheduled Caste candidates and 16 Other Backward Class candidates were recommended against unreserved posts. Details are given in Appendix XXXV.

7. Comparative information in respect of posts reserved for Scheduled Castes/ Scheduled Tribes/ Other Backward Classes and such candidates recommended during the year 2007-08 and the previous year 2006-07 is given in Table 3.

8. It is seen from Table 3 that during the year 2007-08, the percentage of Scheduled Caste, Scheduled Tribe and Other Backward Class candidates recommended against the posts reserved for them decreased over the previous year i.e. 79.5 percent during 2007-08 against 82.2 percent during 2006-07. If Scheduled Caste, Scheduled Tribe and Other Backward Class candidates recommended against unreserved posts are included, recommendations were made for 87.1 percent of the reserved posts in 2007-08 compared to 95.2 percent during 2006-07.

9. In other words, against 249 posts reserved for Scheduled Castes, Scheduled Tribes and

**Chapter 7 Representation of Candidates belonging to Schedule Castes, Scheduled Tribes, Other Backward Classes and Physically Challenged**

Other Backward Classes considered during the year 2007-08, recommendations were made for 198 posts leaving a shortfall of 20.5 percent of

the reserved posts. This is slightly higher than the shortfall of 17.8 percent of the reserved posts during 2006-07.

**Table 2 Recruitment Finalized for the Posts Reserved for Scheduled Castes/Scheduled Tribes/Other Backward Classes During 2007-08**

Particulars	SC	ST	OBC	Total
1 Reserved Posts	41	39	169	249
2 Candidates applied against reserved vacancies	2,193	717	4,963	7,873
3 Candidates called for interview	207	150	664	1,021
4 Candidates appeared in interview	132	94	438	664
5 Candidates recommended	34	28	136	198
6 Shortfall (details at Appendix XXV)	7	11	33	51
Out of item 6 above,				
(i) Posts for which no such candidate applied (details at Appendix XXXIV)	2	4	3	9
(ii) Posts for which no such candidate was found suitable out of the applied candidates	5	7	30	42

**Table 3 Number of Posts Reserved for Scheduled Castes/Scheduled Tribes/Other Backward Classes and the Candidates Recommended**

Particulars	2007-08					2006-07				
	Re-served Posts	SC/ST/OBC candidates recommended against Reserved Posts	Short fall	SC/ST/OBC candidates recommended against Un-reserved Posts	Total SC/ST/OBC candidates recommended	Re-served Posts	SC/ST/OBC candidates recommended against Reserved Posts	Short fall	SC/ST/OBC candidates recommended against Unreserved posts	Total SC/ST/OBC candidates recommended
Direct Recruitment by Interview	249	198	51	19	217*	545	448	97	71	519*
Percentage (Percent)		79.5	20.5		87.1*		82.2	17.8		95.2*

\* Includes SC/ST/OBC candidates recommended against unreserved posts.

### **In-Service Training to Candidates Belonging to Scheduled Castes/Scheduled Tribes/Other Backward Classes**

10. The Commission recommended in-service training to 13 candidates belonging to the Scheduled Castes, nine to the Scheduled Tribes and 16 to the Other Backward Classes who were selected for appointment on the basis of relaxed standards so that they could

come up to the general standard. Duration of in-service training ranged from three months to one year after their appointment to the post in the areas comprising the duties attached to the post. Community-wise and duration-wise distribution of Scheduled Caste/ Scheduled Tribe/ Other Backward Class candidates to whom the in-service training was recommended by the Commission during the year 2007-08, is given in Table 4.

**Chapter 7 Representation of Candidates belonging to Schedule Castes, Scheduled Tribes, Other Backward Classes and Physically Challenged**

**Table 4 Community-wise and Duration-wise Distribution of Scheduled Caste/Scheduled Tribe/Other Backward Class Candidates to whom In-Service Training was Recommended**

Duration of In-service training	Community-wise Candidates			
	SC	ST	OBC	Total
3 months	5	3	1	9
6 months	5	4	2	11
9 months	1	1	1	3
One year	2	1	12	15
<b>Total</b>	<b>13</b>	<b>9</b>	<b>16</b>	<b>38</b>

11. Further, in-service training was recommended by the Commission to two persons with disabilities—one each belonging to the Other Backward Classes and general category.

**Persons with Disabilities Recommended for Appointment**

12. Six persons with disabilities were

recommended for appointment by the Commission against the 10 posts reserved for them through Direct Recruitment by Interview during the year 2007-08. Discipline-wise number of posts reserved for persons with disabilities and such candidates recommended in direct recruitment cases, are given in Table 5.

**Table 5 Discipline-wise number of posts reserved for Persons with Disabilities and such candidates recommended during the year 2007-08**

S. No.	Discipline	Number of posts reserved for Persons with Disabilities	Number of such candidates recommended
1	Engineering	1	-
2	Scientific and Technical	3	2
3	Non-Technical	3	1
4	Medical	3	3
	<b>Total</b>	<b>10</b>	<b>6</b>

# Chapter 8

## Disciplinary Cases

1. The following table (Table 1) shows the number of disciplinary cases referred to the Commission, cases disposed of by them and the balance at the end in respect of the preceding four years and the year under report.

2. During the year, the Commission received 985 disciplinary cases under Article 320 (3) (c) of the Constitution of India and relevant Pension Rules, including 304 cases brought forward from the previous year (2006-07) which were pending with the Commission as on April 1 2007. This also includes 681 new cases, which were received during the year. The Commission tendered their advice in 532 cases, including 11

cases of reconsideration. During the year 235 cases were returned. Thus, out of the total 985 cases, 767 cases were disposed of during the year leaving a balance of 218 cases at the close of the year.

3. Details of charge/misconduct, group wise break-up of the officers involved and the Commission's advice regarding penalties/dropping of proceedings/setting aside the penalties already imposed are given in the chart at Appendix XXXVI. The chart also shows the number of cases, which were returned to the concerned Ministries/Departments/State Governments on various grounds.

**Table 1.**

Year	No. of cases pending at the commencement of the year	No. of cases received during the year	No. of advice letters sent during the year	No. of cases returned during the year	Balance left at the end of the year
2003-04	220	829	511	251	287
2004-05	287	995	581	322	379
2005-06	379	972	706	311	334
2006-07	334	854	622	262	304
2007-08	304	681	532	235	218

**Table 2. Disciplinary cases dealt with during the year 2007-08**

Subject	No. of cases pending at commencement of the year 2007-08	No. of cases received during the year 2007-08	No. of cases disposed of during the year 2007-08	No. of cases pending at the end of the year 2007-08	No. of cases out of effective advices in which Govt. have taken decision till 31.3.2008	No. of cases in which Govt. have not communicated decision till 31.3.2008
Disciplinary cases General Disciplinary cases	304	681*	767**	218	343	160

\* Represents number of officers

\*\* Includes 235 cases returned to Ministries/Departments/State Government for completion of record or procedures and 503 effective advices.

4. Appendix XXXVII gives the Ministry/ Department/ State Govt. wise details of total 532 cases in which the Commission tendered the advice. This Appendix shows that 80 cases involved charges of lack of integrity and 423 cases were related to other charges of misconduct or lack of devotion to duty. Out of the remaining 29 cases, the Commission advised to hold de-novo proceedings in two cases, in 16 cases advice of miscellaneous nature was communicated and in 11 cases earlier advice was reiterated. In respect of the 80 cases involving allegations of lack of integrity, the Commission advised imposition of major penalties in 72 cases and minor penalties in 6 cases. As regards 423 cases belonging to the other category, the Commission advised imposition of major penalties in 201 cases and minor penalties in 141 cases. In the remaining 02 cases of category involving allegations of lack of integrity and 81 cases of category not involving allegations of lack of integrity, the Commission held that either the charges had not been proved or the allegations proved were not of such a nature as to call for imposition of a formal penalty and the Commission, therefore, advised dropping of the proceedings or setting aside the penalty already imposed.

5. Out of 503 cases (Refer Col. 15 of Appendix XXXVI), where the Commission conveyed their considered advice, the Government passed orders in 343 cases accepting the Commission's advice. In the remaining 160 cases, orders/ decisions of the Government are awaited. In 13 cases, involving 12 officers, in respect of whom advice of the Commission had been communicated in previous years, orders passed by the Government were not in accordance with the advice of the Commission. Out of these thirteen, four cases pertain to the year 2003-04, four cases to 2004-05, two cases to 2005-06 and three cases to 2006-07. Details of the cases are given in Chapter 10.

6. The Commission would like to point out that a large number of cases received in the Commission for advice were found incomplete. During the year under report about 23.85% of the cases had to be returned to the Ministries/ Departments/ State Governments either for fulfilling the prescribed procedural formalities or for supply of relevant documents etc. A careful scrutiny of the case records at the initial stage would obviate delays in finalization of the cases.

# Chapter 9

## Delays in Implementing Advice of the Commission

1. Despite repeated observations made by the Commission in their earlier reports, various Ministries/Departments of the Government take a long time in implementing the Commission's advice.

### Delay in Offers of Appointment to Candidates Recommended by the Commission through Direct Recruitment by Interview

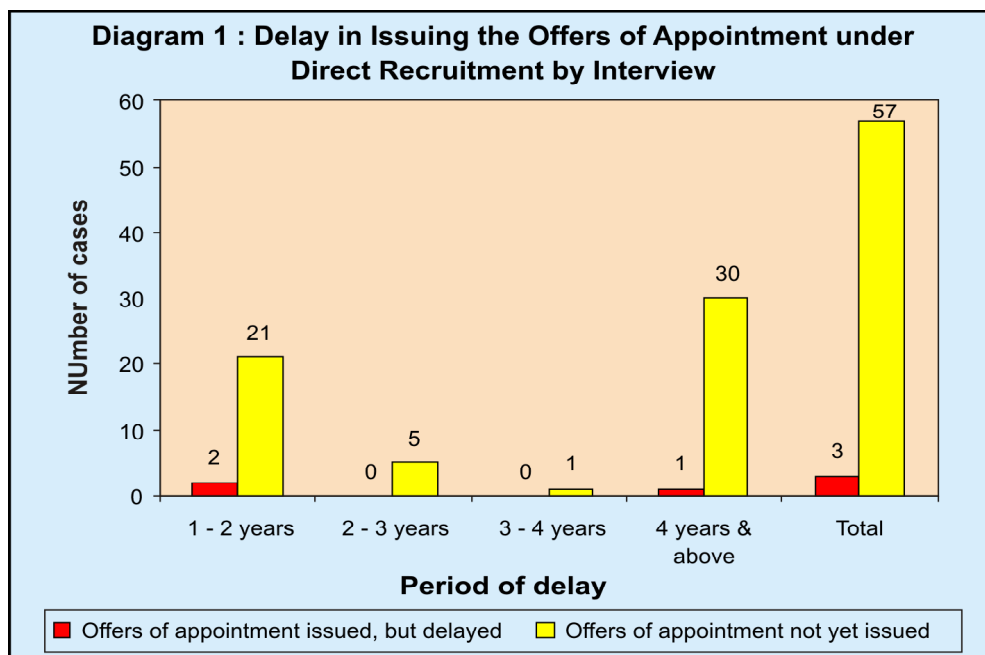
2. In respect of 60 cases, offers of appointment to candidates recommended by the Commission earlier were delayed by the Ministries/Departments for more than one year (refer to Appendix XXXVIII). In 3 such cases, offers of appointment were issued after a period of more than one year. In the remaining 57 cases, either the offers of appointment had not been made or the requisite information have not been furnished by the Ministries/Departments till the close of the

year though more than one year had elapsed from the date of recommendation (see Diagram 1).

3. The Commission would like to emphasize the importance of avoiding delays in making offers of appointment to candidates recommended for appointment.

### Delay in notification of Recruitment Rules

4. Recruitment Rules approved by the Commission are required to be notified within 10 weeks. It is observed that there has been considerable delay on the part of the Ministries/Departments in notifying the Recruitment Rules finalized in consultation with them. During the year 2006-07, there were 583 cases pending notification for more than a year after these were approved by the Commission. As against these 583 cases pending in the year 2006-07, there

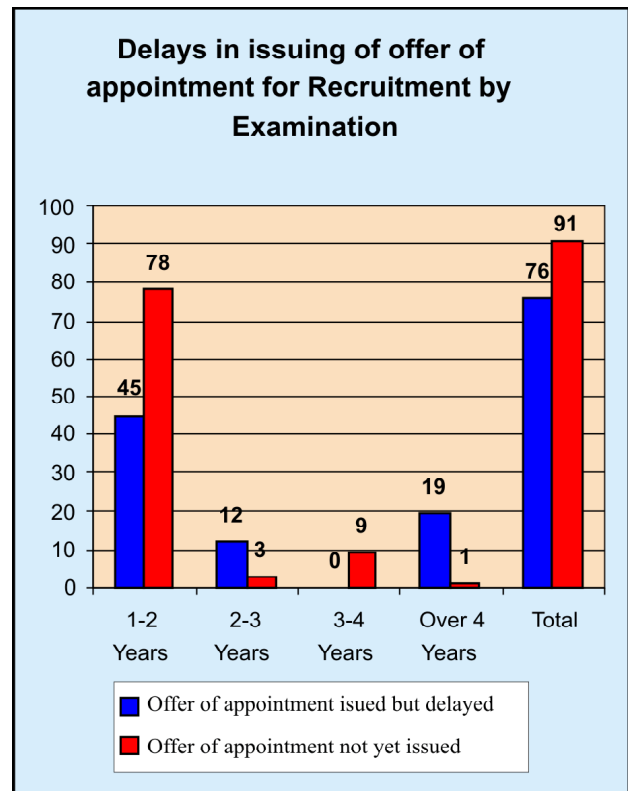


were 573 cases pending for more than one year for notification during the period under report. Out of these 573 cases, recruitment rules have not been notified in 151 cases despite a time lag of over five years, in 93 cases of over four years, in 85 cases of over three years, in 94 cases of over two years and in 150 cases of over a year. The Ministry/Department-wise details are given in Appendix-XXXIX. The delay in notification by the Ministries/Departments vitiates the very basis of the recruitment process for civil posts/services.

**Delay in offers of appointment to the candidates recommended by the Commission on the basis of results of various examinations**

5. There were 167 cases, as compared to last year's figure of 139 cases, where offers of appointment to the candidates recommended by the Commission on the basis of results of various examinations were delayed by the Ministries/Departments (Appendix XXXVIII). Of these 167 cases, as many as 91 cases [as compared to last year figures of 71 cases] were such where offers of appointments were yet to be made even though a period of more than one year had elapsed since the recommendations were made. Out of these 91 cases of delay of offer of appointment, in 10 cases [as compared to 29 cases of last year] offer of appointment has been delayed and not yet been made for more than 3 years. In 81 cases [as compared to 42 cases of last year] the offer of appointment has been delayed and not yet been made for 1 to 3 years.

6. The Commission is of the firm view that candidates recommended by it should not be required to wait for years for the receipt of the offers of appointment from the concerned Ministries. It is also noted that in many cases, candidates selected by the Commission, in the meantime, secure placement elsewhere and do not become available for appointment under the Government thus rendering the whole exercise of selection of such candidates futile and infructuous. The Commission would like to reiterate the need for devising suitable measures to ensure that recommended candidates are issued offers of appointment as quickly as possible.



## Chapter 10

### Non-Acceptance of the Commission's Advice by the Government

#### **Appointment to the posts of Chairman, Member-Secretary and Member (Official) in the Commission for Agricultural Costs & Prices (CACP), Department of Agriculture and Cooperation**

1.1 A request was made by Department of Agriculture and Cooperation for Exemption from Consultation of UPSC for appointment to the posts of Chairman, Member-Secretary and Member (Official) in the Commission for Agricultural Costs & Prices (CACP).

1.2 The Commission considered the request of the Department carefully. The Commission, however, noted that (a) The CACP was, as reported by the Department, a permanent body since 1970 and hence required a structured system for filling up its posts, for which consultation with the Commission was required, (b) As CACP is an independent advisory body, it only meets that the Commission, a Constitutional Body, be consulted in filling up the posts, to enable functional independence of the CACP, (c) the Commission has the necessary mechanism and experience to fill up the posts taking the help of appropriate advisors. Accordingly, the Commission found no justification for exempting the posts from Consultation with UPSC and the decision of the Commission was communicated to the Department on January 14, 2002. The Department of Agriculture and Cooperation vide letter dated May 6, 2002 again requested to reconsider the advice tendered by the Commission. The Commission reiterated their position of not agreeing to the said proposal vide letter dated July 31, 2002 as the Department cited no new facts or Rules.

1.3. The Department further took up the matter with Department of Personnel and Training (DoP&T) stating that it was a fit case in which Government might not accept advice of the Commission. In reply to the reference received from DoP&T, detailed comments of the Commission on the proposal of Department of Agriculture & Cooperation was furnished vide letter dated June 17, 2003 reiterating the Commission's position of not agreeing to the said proposal. The DoP&T, again specifically requested the Commission to comment on the aspect as to whether the posts in question are covered as exempted category under Item '3' of Schedule-1 of the UPSC (Exemption from Consultation) Regulations, 1958.

1.4 The matter was examined in the Commission. Based on the admitted facts of the Department of Agriculture & Cooperation that the Commission for Agricultural Costs and Prices (CACP) is an "Excluded Attached Office" of the Department of Agriculture and Cooperation, a non statutory body, the Commission observed that CACP is a non-statutory body and no specific resolution was issued by the Ministry to keep the posts of Chairman and Members outside the purview of the Commission. DoP&T was advised accordingly vide letter dated July 29, 2003.

1.5 Another reference was received from DoP&T, wherein it was stated that Item (3) of Schedule-1 of UPSC (Exemption from Consultation) Regulation, 1958 does not seem to indicate that a Commission or Board etc. should necessarily have a statutory character for being eligible for this exemption. They further added that the said Regulation does not speak of making any specific resolution for the purpose of keeping

### Chapter 10 Non-Acceptance of the Commission's Advice by the Government

posts in such a Commission, Board etc. outside the Commission's purview. On these grounds the DoP&T again requested to reconsider the matter and sought approval of the Commission to the proposal of the Department of Agriculture and Cooperation for treating the posts of Chairman, Member (Secretary) and Member (Official) in CACP as exempted from the purview of the Commission. As no new facts or Rules were cited in the letter, the Commission reiterated its earlier position of not agreeing to the said proposal vide Commission's letter dated September 8, 2003.

1.6 The DoP&T again approached the Commission stating that Item (3) of Schedule-I of UPSC (Exemption from Consultation) Regulations, 1958 as amended from time to time supports the case of Department of Agriculture and Cooperation and their interpretation is that the posts in question in CACP are covered under Item (3) of Schedule-I of U.P.S.C. (Exemption from Consultation) Regulations, 1958 and the present case is not a question of exempting these posts in CACP from the Commission's purview but merely of confirming that they are covered under Item (3) of Schedule-I of UPSC (Exemption from Consultation) Regulations, 1958. Accordingly, DoP&T requested for confirmation of their view.

1.7 The Commission, on in-depth examination, observed that for strict implementation of Item No. (3) of Schedule I of UPSC (Exemption from Consultation) Regulations, 1958, a Commission or a Board etc. should necessarily have statutory character and a specific item should also be included in the resolution for fulfilling the conditions for exemption from the Commission's purview. Hence, confirmation of the view of DoP&T that these posts are covered under item (3) of Schedule I of U.P.S.C (Exemption from Consultation) Regulations, 1958 was not possible. Accordingly, the Commission vide letter dated November 10, 2003 again reiterated their earlier decision of not agreeing to the proposal of Department of Agriculture & Cooperation for Exemption from Consultation of UPSC for

appointment to the Posts of Chairman, Member (Secretary) and Member (official) in the CACP citing the reasons in detail.

1.8 The Department of Agriculture and Cooperation again approached the Commission along with legal opinion on the issue. The Ministry of Law stated that the post in CACP can legally be kept outside the purview of the Commission or in other words it shall not be necessary for Commission to be consulted. The Department had conveyed the legal opinion to DoP&T who while reiterating their stand that the posts in CACP are exempted from the purview of the Commission under Item-3 of Schedule-I of UPSC (Exemption from Consultation) Regulations 1958, advised the Department of Agriculture and Cooperation to take up the matter once again with the Commission for comments along with the advice of the Ministry of Law.

1.9 The request of the Department was again reconsidered by the Commission in the light of the advice tendered by the Ministry of Law and also the Government of India Resolution dated 8<sup>th</sup> January, 1965, setting up the Agricultural Prices Commission (now renamed as Commission for Agricultural Costs and Prices). The Commission held that they have been giving exemption to posts only in statutory bodies and the CACP is categorised only as an "Excluded Attached Office" of the Department of Agricultural and Cooperation, not a statutory body. The posts in CACP, therefore, do not qualify for being exempted from the purview of the Commission. The Commission, therefore, vide letter dated December 16/17, 2004 reiterated their earlier position of not agreeing to the proposal of the Department of Agriculture and Cooperation stating the reasons for disagreement.

1.10 The Department of Agriculture and Cooperation, again took up the matter with the Commission enclosing a copy of the DoP&T's O.M. dated June 13, 2005. The Department of Personnel & Training vide O.M. dated June 13,

### Chapter 10 Non-Acceptance of the Commission's Advice by the Government

2005 conveyed their decision to treat the posts as exempt from the Commission's purview in terms of proviso to Article 320 (3) of the Constitution and Item (3) of Schedule I to the UPSC (Exemption from Consultation) Regulations, 1958 to the Department of Agriculture & Cooperation. It was stated by the Department that with the resolution of the pending issue, the Department of Agriculture & Cooperation had recast the draft Recruitment Rules for the posts of Chairman, Member (official) and Member (Secretary), CACP based on the guidelines laid down by the DoP&T and requested for the concurrence of the Commission on the draft Recruitment Rules.

1.11 The Commission vide letter dated January 30, 2006 informed the Department of Agriculture & Cooperation that the proposal of the Department to treat the posts of Chairman, Member (official) and Member (Secretary) had not been concurred by the Commission. While the DoP&T had decided to treat these posts in the CACP as exempted from the purview of the Commission, the Department had not confirmed categorically the non-acceptability of the advice of the Commission. Without such a categorical decision, the Department's contention that the pending issues had been resolved did not appear to be true and needed clarification. To sort out the pending issue, it was decided to hold a meeting.

1.12 Accordingly, a meeting was held on March 24, 2006 with the representative of the Ministry. The representative of the Ministry stated that the DoP&T had agreed to exempt those posts from the purview of the Commission. He was asked to send a formal letter in reply to the Commission's letter dated January 30, 2006 explaining the facts as in such a situation, this case becomes a case of non-acceptance of the Commission's advice. Ministry's Representative also agreed that the proposal sent by them for framing the RRs of those posts should be withdrawn.

1.13 However, despite number of reminders, no communication was received from the

Department. The Commission vide letter dated March 16, 2007 informed the Department of Agriculture & Cooperation that in case no reply was received by March 30, 2007, the matter would be treated as non-acceptance of the Commission's advice. As no communication has been received from the Ministry, the Commission vide letter dated April 16, 2007 informed the Department that the Commission have decided to treat the proposal of the Ministry for framing of the RR's for the posts of Chairman, Member (official) and Member (Secretary) formally returned.

1.14 In view of the Department of Agriculture and Cooperation's position on the matter as brought out in the preceding paragraphs, the Commission considers that the Department have not acted in accordance with the Commission's advice. Further, the Department of Personnel and Training, by conveying their decision vide O.M. dated June 13, 2005, to treat the posts as exempted from the Commission's purview in terms of provision to Article 320(3) of the Constitution and Item (3) of Schedule-I to the UPSC (Exemption from Consultation) Regulations, 1958, have acted against the advice of the Commission. Since the O.M. issued by the Government is not in accordance with the advice of the Commission, this has been treated as a case of non-acceptance of the Commission's advice.

#### Action under Rule 9 of the CCS (Pension) Rules, 1972 against an officer belonging to Income Tax Department

2.1 Disciplinary proceedings were instituted against an officer belonging to Income Tax Department, Ministry of Finance under Rule 14 of the CCS (CCA) Rules, 1965 on the charge that he (i) passed assessment order without conducting proper investigation, ignoring lines of inquiry suggested in the Appraisal Report and blindly accepted the assessee's version and omitted the discussion or the important items of seized materials; (ii) did not carry out any investigation and made perfunctory and slipshod assessments; (iii) deliberately and wrongly summed up the marriage expenses of the son of the assessee and

### Chapter 10 Non-Acceptance of the Commission's Advice by the Government

willfully and deliberately avoided the valuation of residential house property of the assessee; (iv) passed assessment orders without necessary verifications of loans, sundry creditors and capital balances and (v) did not cause adequate investigation to verify the genuineness of the investments made in the share capital. The inquiry officer held the Articles (i) and (v) as totally proved, Article (ii) as substantially proved, Article (iii) as partly proved and the Article (iv) as not proved. In March, 2004 the Ministry of Finance made a reference to the Commission seeking their advice along with a tentative decision to impose a cut in the pension of the Charged Officer. The Commission after taking into consideration all the facts and circumstances of the case, observed as regards charge (i) that the Charged Officer in his capacity as Assessing Officer was discharging quasi-judicial duties and it could not be said that he erred in making addition by taking a view which he ought not to have taken and that there had been no evidence whatsoever on record to prove that the Charged Officer was in league with the assessee or he had any malafide intention. Therefore the Article (i) of the charge was held as not proved. As regards Article (ii) the Commission held the same as not proved as the Commission observed that the Charged Officer had taken abundant precautions to safeguard the interest of the revenue and that the assessment order passed by the Charged Officer was not prejudicial to the interest of the revenue. As regards Article (iii) the Commission observed that the first part of the charge has already been held as not proved by the Disciplinary Authority. As regards the second part, the Commission held the same was not proved as they observed that the CO was right in referring the matter to the Assessing Officer of the wife of the assessee to consider the issue of under statement of investment in the property and that the onus of referring the matter to the Valuation Cell lied on the Assessing Officer of the wife of the Assessee. Article (iv) was not considered by the Commission as the Inquiry Officer and the Disciplinary Authority held the same as not proved. As regards the Article (v), the Commission held the same also as not

proved as they observed that the share holding companies were very much in existence duly incorporated and registered with the Registrar of Companies having audited accounts, particulars of their income tax assessments and the mode of investment by cheque and that the question of addition of any investment in the case of assessee companies cannot arise. Keeping in view that none of the Articles of charge is proved against the Charged Officer, the Commission were of the view that the Charged Officer be exonerated. Accordingly, advice of the Commission was communicated to the Ministry on February 9, 2005.

2.2 In September, 2005 the Ministry made a fresh reference seeking reconsideration of the advice of the Commission disagreeing with the findings of the Commission stating that the action of the Charged Officer in not conducting proper investigation, ignoring lines of inquiry suggested in the Appraisal Report, blindly accepting the assessee version, omitting to discuss important items of the seized material referred to in the appraisal report, and making weak additions even in sensitive cases cannot be termed as negligence; that malafide motive can be reasonably inferred from the actions of the Charged Officer on the basis of circumstances and facts on records; that quasi-judicial authority can be administratively questioned if the action is not bonafide and if there was something to show that such actions were motivated by extraneous consideration with a view to impart undue favour to the assessee and that the issue in question is the Charged Officer's misconduct and not whether there was actual loss of revenue or whether remedial action was taken by the departmental subsequently. The Commission after reconsideration of all the facts and circumstances of the case observed that while suggesting reconsideration, the Disciplinary Authority had not brought to the notice of the Commission any new facts or point of law warranting reconsideration of the advice of the Commission already tendered and reiterated their earlier advice to exonerate the Charged Officer of the charges framed against him. Accordingly,

## Chapter 10 Non-Acceptance of the Commission's Advice by the Government

advice of the Commission was communicated to the Ministry on May 29, 2006.

2.3 In June, 2007 the Ministry of Finance passed an order imposing 20% cut in the pension of the Charged Officer for a period of ten years, in disagreement with the advice of the Commission.

2.4 Since the order passed by the Government is not in accordance with the advice of the Commission, this has been treated as a case of non-acceptance of the Commission's advice.

### **Disciplinary proceedings instituted against an Officer belonging to Indian Administrative Service**

3.1 Disciplinary proceedings were instituted against an officer belonging to Indian Administrative Service by the Government of Maharashtra under Rule 8 of the AIS (D&A) Rules, 1969 on the charge that (I) he caused a loss of Rs.5,10,825/- to the Government by unauthorisedly granting increases in the sanctioned rates to the suppliers concerned in respect of the commodities to be supplied to Schools in spite of the existence of an annual contract for the supply of these commodities & in spite of there being no provision in the agreement; that (II) he committed serious financial irregularities in the purchase of commodities to be supplied to the Schools and Hostels by increasing rates of various commodities exorbitantly and unauthorisedly and that (III) he committed serious administrative and financial irregularity by according the approval to the proposal of the project officers for purchasing the question paper sets for the students of Schools under his control. In June, 2005 a reference in the case was received from the Govt. of Maharashtra seeking advice of the Commission along with a proposal to impose the penalty of 'Censure'. The Commission after taking into consideration all the facts and circumstances of the case observed in respect of Article I that the records did not show any effort made by the Charged Office to persuade or coerce the suppliers to continue supplying the requirements for the remaining

part of the academic year at the originally agreed rates, as the tender for rates had been invited for the whole year and as Chairman of the Purchase Committee, which allowed upward revision of rates on the ground of a spurt in prices and as a very senior officer responsible for the overall supervision, had a higher responsibility than the junior officers who were members of the Committee. The Commission also observed that even if the contention of MOS regarding the quantum of supplies contracted to be made by the suppliers is accepted for argument's sake, there would still be no justification for not going through the process of inviting fresh tenders for additional quantities instead of procuring supplies from the same suppliers paying a much higher price without fresh tender. Therefore, the Commission held the Article I of the charge as proved. As regards Article II of the charge the Commission observed that the orders for revision of rates were issued by the MOS without even securing the fig leaf of Purchase Committee endorsement and that it appeared that the MOS colluded with the suppliers to create a situation of stoppage of supply and then ordered upward revision of rates. In view of the above the Commission held the Article II as fully established. As regards Article III of the Charge the Commission observed that the same was established to the extent that MOS did not get expert opinion on the different options available before approving the proposal to purchase the Scientific Test Series directly without going through a competitive process. In the light of the above findings the Commission considered that the ends of justice would be met in this case if the penalty of reduction of pay by two stages in the time scale of pay for 2 years with further stipulation that during the period of reduction he would earn increments of pay and that on expiry of this period the reduction would not have the effect of postponing his future increments of pay, is imposed on the MOS. Accordingly, advice of the Commission was communicated to the Government of Maharashtra on June 12, 2006.

3.2 In April, 2007 the Government of Maharashtra passed an order in this case imposing the

### Chapter 10 Non-Acceptance of the Commission's Advice by the Government

penalty of 'Censure' on the MOS in disagreement with the advice of the Commission stating that the State Government was of the view that the penalty advised by the Commission would be too harsh compared to the charges proved against the officer.

3.3 Since the order passed by the State Government is not in accordance with the advice of the Commission, this has been treated as a case of non-acceptance of the Commission's advice.

#### Disciplinary proceedings instituted against an Officer belonging to Central Engineering Service (Civil)

4.1 Disciplinary proceedings were instituted against an officer belonging to Central Engineering Service under Rule 14 of the CCS (CCA) Rules, 1965 by the Ministry of Urban Development on the charges under Article I that (i) he allowed payments by way of secured advance and agreement items when no work of Water Bound Macadam and boulder was done during his total incumbency and also neither recovered the secured advance paid within three months nor recorded any reason; (ii) particulars and location of stacks etc. were not mentioned making it impossible to retrace the same subsequently thereby violating the provision of CPWD Manual and (iii) he failed to get the quantity; account of road metal maintained in the prescribed Form. Under Article II it was alleged that he made payment of stone boulders which was in excess of requirement as almost all the quantities of various sizes of stone aggregates as per agreement had been paid by him by way of secured advance and against the agreement items. A reference in the case was made to the Commission by the Ministry in April, 2006 along with a tentative decision to hold ingredient (i) of Article I as proved and Article II as fully proved and to impose a formal penalty on the Charged Officer. The Commission after careful consideration of all the facts and circumstance of the case observed that the Charged Officer as a responsible senior officer should have applied his mind and consulted his superiors before granting

further secured advice to the contractor in view of the fact that the land acquisition process was got stalled for some time; that he mechanically continued to pass RA bills as they were presented to him; that his explanation was that the Chief Engineer was personally responsible for the consequences of accepting the tender before the land became available and the Assistant Engineer concerned was personally responsible for ensuring that RA bill were presented only after the materials were actually collected. The Commission also observed that while the contention of the Charged Officer that he had no choice but to act in the manner he did was true, it did not mean that the Executive Engineer who comes in between can take leave of his common sense and let his mind to have a snooze; that as the land acquisition process got stalled the Charged Officer should have immediately reviewed the situation and taken a fresh view on the continuation of the materials' procurement in consultation with the superiors and that his failure to do so definitely reflected his lack of devotion to duty. The Commission held the Article I of the Charge proved to that extent. As regards Article II of the Charge, the Commission observed that there was no need to pay secured advance for collecting an item of material that was not mentioned at all in the contract in view of the fact that no extraordinary situation actually existed and 90% of the stipulated quantity of stone aggregates had been secured already and that material was in any case put to use only three years later. The Commission held the Article II of the charge to that extent. However, the Commission held that the Charged Officer could not be held responsible for the loss/pilferage of material. In view of the above, the Commission considered that the ends of justice would be met if the penalty of 'Censure' were imposed on the Charged Officer. Accordingly, advice of the Commission was communicated to the Ministry on November 30, 2006.

4.2 In August, 2007 the Ministry of Urban Development passed an order imposing the penalty of recovery from pay of loss at the rate of Rs.1000/- per month spread over a period of

## Chapter 10 Non-Acceptance of the Commission's Advice by the Government

three years, in disagreement with the advice of the Commission.

4.3 Since the order passed by the Government is not in accordance with the advice of the Commission, this has been treated as a case of non-acceptance of the Commission's advice.

### **Disciplinary proceedings against an Officer belonging to Indian Company Law Service**

5.1 Disciplinary proceedings were instituted under Rule 14 of the CCS (CCA) Rules, 1965 by the Ministry of Law, Justice and Company Affairs against an officer belonging to Indian Company Law Service on the charge that he misused his official position by allowing a relative of his subordinate to set up a counter inside the premises of office of Registrar and to transact private business to sell endorsed share transfer forms and other related forms. In October, 2004 the Ministry made a reference to the Commission in the matter along with a tentative decision to impose a major penalty on him. The Commission after taking in to consideration all the facts and circumstances of the case observed that the evidence on record established that till August 1994 the endorsement of share transfer forms used to be done in the stock exchanges and from then on there was a change in the procedure; that though the changed procedure had not been brought on record it appeared that it was to the effect that endorsements would be done in the office of the ROC, Ahmedabad; that subsequently a further change was brought about and a private agency was allowed to sell share transfer forms from within the office premises; that since this practice was illegal, obviously there would be no official record of introduction of that practice; that there was also no clarity in the evidence as to when this practice was introduced, whether it was introduced around 1994 itself or later. On the basis of the above facts, the Commission concluded that the charge was not established because there had been no evidence on record to establish that the practice was indeed started

during the tenure of the Charged Officer as ROC. The Commission, therefore, arrived at the decision that ends of justice would be met if the proceedings were dropped and the Charged Officer be exonerated of the charges framed against him. Accordingly, advice of the Commission was communicated to the Ministry on October 26, 2005.

5.2 In April, 2006 the Ministry made a fresh reference seeking reconsideration of advice of the Commission in the case stating that the Disciplinary Authority had not agreed with the advice of the Commission to exonerate the Charged Officer. The Commission after consideration of the case afresh observed that it had already addressed all the issues involved in the case while tendering their advice to the Ministry and that Disciplinary Authority had not brought out any new facts or points of law or any new evidence, which had not been considered earlier by the Commission while exonerating the Charged Officer. Accordingly, advice of the Commission was communicated on October 27, 2006 to the Ministry reiterating their earlier advice to exonerate the Charged Officer.

5.3 In September, 2007 the Ministry passed an order in this case imposing 10% cut in monthly pension of the Charged Officer for a period of 5 years.

5.4 Since the order passed by the Government is not in accordance with the advice of the Commission, this has been treated as a case of non-acceptance of the Commission's advice.

### **Disciplinary proceedings instituted against an Officer belonging to Central Secretariat Service**

6.1 Disciplinary proceedings were instituted against an officer belonging to Central Secretariat Service under Rule 14 of the CCS (CCA) Rules, 1965 on the charge that he while working as Deputy Chief Assayer of Madras Gold Collection Centre (I) took away gold formed out of spillage

### Chapter 10 Non-Acceptance of the Commission's Advice by the Government

arising from melting of merchant bars into sipper bars and gold recovered through the process of departmental recovery; (II) did not perform supervisory duties and failed to maintain Accounts Registers and fabricated the Merchant Gold Account Register for Slipper Bar Register; (III) cheated Gold Merchants by delivering gold at a lower percentage and cheated the Government by delivering gold at higher percentage of fine gold contents; (IV) opened strong room of Gold Centre; (V) accepted the job of preparation of silver medals for Tirumala Tirupati Devostanam without the consent of General Manager and (VI) used un-parliamentary language in official correspondence and failed to carry out the lawful orders of superior authority. The inquiry officer who conducted inquiry in this case held the charges (I) to (IV) as not proved, Article V as proved and Article VI as partly proved. The Disciplinary Authority disagreed with the findings of the Inquiry Officer and held Articles I to III as proved and Article IV as partly proved. In February, 2002 a reference was made to the Commission seeking their advice in this case. The Commission after taking into consideration all the facts and circumstances of the case held the charges against the Charged Officer in Article I to VI as proved partly and considered that the ends of justice would be met in this case if the penalty of reduction of pay by six stages in the time scale of pay for a period of 3 years on the Charged Officer with further direction that he would not earn increments of pay during the period of reduction and on the expiry of such period of reduction, it would have the effect of postponing his future increments of pay, is imposed on the Charged Officer. Accordingly, advice was communicated to the Ministry on November 14, 2002. In agreement with the advice of the Commission, the President imposed the penalty on the Charged Officer vide order dated February 19, 2003.

6.2 Aggrieved by the penalty order the Charged Officer challenged the same in CAT. The Tribunal quashed the penalty order vide their order dated May 19, 2004. This order was challenged by the

Department of Personnel and Training in the Hon'ble High Court of Delhi. The High Court vide their order dated January 31, 2005 directed the Hon'ble Tribunal to return its findings on the merit of the controversy between the parties. Eventually the Hon'ble Tribunal vide its order dated July 29, 2005 quashed the penalty order dated February 19, 2003 with the observation that it was established beyond any pale of controversy that the disciplinary authority inadvertently fell into an error in taking into consideration the findings pertaining to the order, which was prospective in nature. The tribunal had also made it clear that nothing would restrain the disciplinary authority from passing a fresh order taking into consideration the facts as observed by the tribunal. In June, 2006 the Ministry of Personnel, Public Grievances and Pensions, Department of Personnel and Training made a reference to the Commission seeking advice after obtaining concurrence of the Department of Legal Affairs to pass orders in compliance with the CAT's order, along with a proposal to impose suitable major penalty on the Charged Officer. The Commission observed that the order dated January 30, 1991, which was said to have been violated by the Charged Officer, was non-existent at the material time of the charges i.e. during 1989-90 when the substantial parts of the misconduct were alleged to have been committed by the Charged Officer. Precisely for this reason alone, holding the Charged Officer guilty of having violated the procedures contained in the said order dated January 30, 1991 was illogical, besides being legally unsustainable when the said order did not have any relevance to substantial parts of the charges which pertained to the period preceding January 30, 1991. This conspicuous legal defect in the Charge Memorandum would have been a sufficient ground for remitting the case back to the Disciplinary Authority at the initial stage itself. The import and implications of the Charged Officer's plea that the order dated January 30, 1991 had neither been cited as Prosecution document nor it was produced during the enquiry proceedings were not duly considered from the legal point of view and, rather, apparently

## Chapter 10 Non-Acceptance of the Commission's Advice by the Government

ignored. This legal defect remained unattended. The above defect/infirmity was pointed out to the disciplinary authority through the Commission's advice letter dated November 14, 2002. But the Disciplinary Authority issued the order dated February 19, 2003 imposing the penalty on the Charged Officer, as advised by the Commission. Since the penalty order had been found to be unsustainable, the Hon'ble Tribunal quashed the same. In the light of the above, the Commission held the view that the appropriate course of action under the existing circumstances would be for the disciplinary authority to issue a fresh order to drop the proceedings without prejudice to further action, which might be considered, by the disciplinary authority. Accordingly, advice of the Commission was communicated to the Ministry on August 18, 2006.

6.3 In October, 2006 a fresh reference was received from the Ministry seeking reconsideration of the advice along with an Article-wise analysis of the charges against the Charged Officer. The Commission after considering the case observed that the analysis had neither any significance nor relevance to the grounds on which the Commission arrived at the decision on the merit of the case afresh and, accordingly, conveyed the advice to the disciplinary authority on August 18, 2006. The Commission were of the view that, rather than drawing the substantive inference, the disciplinary authority appeared to have taken a myopic view of the Commission's observations, because the essence of the Commission's advice to the disciplinary authority was to take further action as deemed proper in the circumstances of the case but only after removing the conspicuous legal defect or infirmity in the proceedings initiated against the charged officer. Therefore, the Commission were of the considered view that there was no justifiable ground that may warrant reconsideration of the advice as tendered by the Commission on August 18, 2006. Accordingly, advice was communicated to the Ministry on November 29, 2006.

6.4 In March, 2007 the Ministry of Personnel, Public Grievances and Pensions, Department of

Personnel and Training passed an order in this case, imposing the penalty of reduction of pay of the Charged Officer by six stages in the time scale of pay for a period of 3 years with further direction that he would not earn increments of pay during the period of reduction and on the expiry of such period of reduction, it would have the effect of postponing his future increments of pay, in disagreement with the advice of the Commission.

6.5 Since the order passed by the Ministry is not in accordance with the advice of the Commission, this has been treated as a case of non-acceptance of the Commission's advice.

### **Disciplinary proceedings against an Officer belonging to Indian Foreign Service deemed to be an action under CCS (Pension) Rules, 1972 on superannuation**

7.1 Disciplinary proceedings were instituted against an officer belonging to Indian Foreign Service under Rule 14 of the CCS (CCA) Rules, 1965, which was deemed and continued to be action under Rule 9 of the CCS (Pension) Rules, 1972 after his superannuation, on the basis of nine articles of charge. The inquiry officer who inquired into the charges held the article of charge I, as proved and the articles of charge II, VII and VIII as partly proved and the remaining articles as not proved. A reference in the case seeking advice of the Commission was received in July, 2004 on the basis of the Article I, that he while serving as Ambassador, Belgrade, purchased arms and ammunition in the name of self and wife and concealed information from the Ministry; Article II, that he drawn inadmissible DA for local tours in respect of his spouse to the extent of US\$ 637.50; Article VII, that he traveled from Belgrade to Delhi by unauthorised route resulting in pecuniary loss to Government to the extent that he purchased tickets for unauthorised sectors and Article VIII, that he availed of home leave fare in respect of his financially independent son who performed his return journey beyond six months of his outward journey without

### Chapter 10 Non-Acceptance of the Commission's Advice by the Government

Ministry's sanction. The Commission after taking into consideration all the facts and circumstances of the cases held the ingredient under Article I that the Charged Officer purchased arms and ammunitions without reporting the transaction to the MEA and attempted to bring into India ammunitions some of which were prohibited for normal use of individuals in India, as proved. The Commission observed that the Charged Officer being the Ambassador of India must be aware of the exchange rate and that even if his argument that the rates quoted by different companies tend to differ is accepted, there cannot be such a wide variation in the rates. As regards the contention of the Charged Officer that the information given by the Joint Secretary (CNV) was only a hearsay and could not be accepted as evidence, the Commission observed that the possibility of Marketing Assistant having given wrong information to the Joint Secretary was least possible for the reason that he must be aware that the Joint Secretary could get the information confirmed from the airport security staff or from the Indian Consulate itself, where the ammunitions were later on deposited and that there was no reason as to why the Marketing Assistant give wrong information to the Joint Secretary against the Charged Officer. As regards Article II, the Commission observed that the Daily Traveling Allowance for wife was limited only to eight days in a financial year. However, since journeys by staff car were not to be treated as trips, and could be made any number of times, these were not be considered as trips at all. Hence no traveling allowance was payable for such trips even for a day. The journey could be considered as trip only if undertaken by public transport such as Rail/Road/Aeroplane. The Commission held the charge as fully proved. As regards Article VII of the charge, the Commission observed that the tickets for the unauthorised sector were sent for cancellation about one year after the Charged Officer had taken charge at the Headquarters giving possibility that the Charged Officer sent the unused tickets for cancellation after coming to know about the audit objection. From the record it was clear that the Charged Officer was informed on March 28, 2000 that he had already

availed of his home leave passage in November – December, 1998. However, since the tickets were not used, no financial loss suffered by the Govt., but malafide on the part of Charged Officer was clear because he was informed that his Leave Travel Concession was not due. Financial loss to the Govt. was saved due to the alertness of the Consulate and not due to honesty or loyalty of the Charged Officer. The Commission held the charge proved to that extent. As regards Article VIII of the charge, the Commission observed that the son of the Charged Officer did not undertake the journey within six months from the date of his journey to India as required under the rules and that there was nothing on record to show that the Charged Officer had given any explanation for delayed return journey by his son or requested to competent authority to condone the delay and issue sanction with retrospective effect. In view of the above the Commission held that the charge was proved not only to the extent that the son of the Charged Officer did not undertake return journey to Belgrade within six months of outward journey to India nor did he obtain permission for the delay giving suitable explanation therefore, but it was also proved that he claimed Home Leave Passage and transfer TA for his financially independent son. The Commission further observed that the Charged Officer was a very senior officer of Indian Foreign Service; that it cannot be said that he did not have knowledge of rules/procedures relating to foreign service nor had he said so; that the glory, prestige and respect of the country get magnified on the world scene only through these Ambassadors and that though their responsibility is quite difficult and complex, but they are provided with all facilities in view of these complexities and if at any stage it is felt that their devotion and integrity towards the country is ebbing, it is a serious matter. In the light of the above, the Commission considered that ends of justice would be met in this case if 30% of the monthly pension otherwise admissible to the Charged Officer was withheld on a permanent basis. Accordingly, advice of the Commission was communicated to the Ministry of External Affairs on March 16, 2005.

## Chapter 10 Non-Acceptance of the Commission's Advice by the Government

7.2 In September, 2005 a fresh reference was received from the Ministry seeking reconsideration of the advice of the Commission for the reasons that the recommended penalty would be too harsh as the lapses on the part of CO were only technical and not serious, no financial loss was suffered by the Govt. as the amount of DA drawn by the Charged Officer in excess of the ceiling was recovered from his gratuity and no malafides were established against the Charged Officer. The case was reconsidered by the Commission in the light of facts then intimated by the Ministry and observed that all the facts and circumstances of the case had already been taken into consideration while examining this case earlier, and keeping in view of the gravity of the charges proved against the Charged Officer, a conscious decision was taken to impose 30% cut in pension on permanent basis. Since the DA had brought out no new fact, necessitating reconsideration of Commission's earlier advice, they reiterated their earlier advice. Accordingly, advice of the Commission was communicated to the Ministry on December 13, 2005 reiterating their earlier advice.

7.3 In November, 2006 the Ministry passed an order in this case imposing 5% cut in pension of the Charged Officer for a period of five years and recovery of an amount of US\$ 637.50 in equivalent Indian currency from his gratuity, in disagreement with the advice of the Commission.

7.4 Since the order passed by the Ministry is not in accordance with the advice of the Commission, this has been treated as a case of non-acceptance of the Commission's advice.

### **Review petition preferred by an Officer belonging to Ministry of Urban Development against the penalty of compulsory retirement**

8.1 Disciplinary proceedings were instituted against an officer belonging to Ministry of Urban Development under Rule 14 of the CCS (CCA) Rules, 1965 on the charge that he replaced/changed the quoted rates of various contracts by

cutting/overwriting in the tender documents, tender opening register etc. (Articles 1 to 8), conducted negotiations with the lowest tenderer beyond his powers (Article 9) and awarded work and entered into agreement in violation of CPWD Manual (Article 10). The Director General (Works) CPWD after following the prescribed procedure imposed the penalty of compulsory retirement on the Charged Officer on December 30, 2003. Aggrieved by the said order he preferred an appeal, which was referred to the Commission in August, 2004 seeking their advice on the appeal. The Commission after taking into consideration all the facts and circumstances of the case held all the charges as proved. It was also observed that tampering with the official documents relating to the tenders, entering into contracts in violation of the powers are grave enough charges and that in the circumstances an ulterior motive cannot be ruled out. As regards the point that there was no benefit either to the contractor or to the Charged Officer and consequent loss to the Government by dint of his actions, the Commission observed that issue had not been raised in the Articles of Charge. The Commission, therefore, concluded that the penalty of 'compulsory retirement' earlier imposed by the Disciplinary Authority was commensurate with the charges proved against the Charged Officer. Accordingly, advice of the Commission was communicated to the Ministry to reject the appeal on May 12, 2005.

8.2 In February, 2006 a fresh reference was received from the Ministry seeking reconsideration of the advice tendered earlier stating that the penalty of compulsory retirement imposed on the Charged Officer was too harsh vis-à-vis the proven charges and proposing imposition of penalty of 'reduction of pay by three stages in the time scale of pay for a period of five years with further directions that he would not earn increments of pay during the period of such reduction and that on the expiry of this period, the reduction would have the effect of postponing his future increments of pay'. The Commission reconsidered the case and observed that the appellate authority had not furnished any new fact or point of law warranting

### Chapter 10 Non-Acceptance of the Commission's Advice by the Government

reconsideration of the advice for rejection of the appeal of the Charged Officer tendered on May 12, 2005. Accordingly, advice of the Commission was communicated to the Ministry on March 13, 2006 reiterating their earlier advice.

8.3 In April, 2006 the Ministry passed an order in the case in accordance with the advice of the Commission, i.e. rejecting the appeal preferred by the Charged Officer. Aggrieved by the appellate order rejecting his appeal the Charged Officer preferred a review petition. The Reviewing Authority i.e. President reviewed the case and concluded that the penalty awarded to the Charged Officer was extremely harsh vis-à-vis the proven charges against him and decided tentatively to modify the penalty of compulsory retirement to that of 'reduction of pay by three stages in the time scale of pay for a period of five years with further directions that he would not earn increments of pay during the period of such reduction and that on the expiry of this period, the reduction would have the effect of postponing his future increments of pay'. A reference in the case was made to the Commission in July, 2006 seeking advice on the review petition. The Commission after going through the review petition observed that the petitioner and Disciplinary Authority had not brought out any new fact, material, evidence or point of law which was capable of changing the nature or complexion of the case and that all the points raised by the petitioner and the Disciplinary Authority had already been considered by the Commission while considering the appeal against the penalty of compulsory retirement or when the case was referred to the Commission again thereafter. In view of the above, the Commission again reiterated their advice that the penalty of compulsory retirement imposed was not excessive and that his review petition should be rejected. Accordingly, advice of the Commission was communicated to the Ministry on November 22, 2006.

8.4 In April, 2007 the Ministry of Urban Development passed an order in this case

modifying the penalty of 'compulsory retirement' to that of 'reduction of pay by three stages in the time scale of pay for a period of five years with further directions that he would not earn increments of pay during the period of such reduction and that on the expiry of this period, the reduction would have the effect of postponing his future increments of pay', in disagreement with the advice of the Commission.

8.5 Since the order passed by the Government is not in accordance with the advice of the Commission, this has been treated as a case of non-acceptance of the Commission's advice.

#### **Disciplinary proceedings instituted against an Officer belonging to Indian Foreign Service (A)**

9.1 Disciplinary proceedings were instituted against an officer belonging to Indian Foreign Service (A) under Rule 16 of the CCS (CC&A) Rules, 1965 on the charge that he on February 2, 1999 informed Head of the Chancery, Embassy of India, Riyadh that his India-based servant had been prematurely repatriated back to India on December 16, 1998 and that since his return from home leave i.e. from 31 January, 1999, he is using the full complement of local servant; that he submitted on December 1, 1998 a form for visa for the person holding ordinary passport No. A 049157 dated July 5, 1990 certifying that the person required to stay in Riyadh is an Indian national and that he is coming from Mumbai to stay with the Charged Officer; that after his return from Riyadh, Embassy of India issued note verbale to the Saudi Foreign Ministry, wherein a request was made for the issue of an iqama to one person stating his profession as domestic servant of the Charged Officer; that the same person worked as domestic servant in the household of the Charged Officer until August 28, 2000; that the said person, who was initially employed as full time Indian servant holder of official passport No. O-1015785 dated December 19, 1997 and person, holder of passport No. A 049157 dated July 5, 1990 was one and the same person; that the Charged

## Chapter 10 Non-Acceptance of the Commission's Advice by the Government

Officer had actually repatriated the India based domestic servant to India and recalled the same servant to Riyadh and employed him as a local servant and drew enhanced Foreign Allowance and derived unintended financial benefit to the extent of US\$ 5086 by misrepresenting the facts. A reference in the matter was made by the Ministry of External Affairs to the Commission in November, 2003 along with a tentative decision to impose a penalty of 'Censure' and a recovery of US\$ 5086.96 from his dues. The Commission after taking into consideration all the facts and circumstances of the case observed that it was clear that the Charged Officer had a premeditated plan to re-employ his domestic servant; that the repatriation of this domestic servant to India was only with an intention to change his status so that higher allowances could be drawn; that the motivation of higher financial benefit was implicit; that pre-planned violation of rules was clear and that the analysis of the facts, lucidly bring out the overall malafide intentions of Charged Officer's misconduct. The Commission was, therefore, of the opinion that 'Compulsory Retirement (at the very least) plus recovery of US\$5086 with penal interest alone would meet the ends of justice in this case. The Disciplinary Authority was, therefore, advised on May 20, 2004 to initiate proceedings under Rule 14 of the CCS (CCA) Rules, 1965.

9.2 In July, 2007 the Ministry of External Affairs passed an order in this case imposing the penalty of recovery of the ill-gotten amount of US\$ 5086 along with penal interest, as per applicable Government norms, from the date the money was received by the Charged Officer to the date of recovery and reduction by one stage in the time of pay for a period of three years without cumulative effect and not adversely affecting his pension, in disagreement with the advice of the Commission.

9.3 Since the order passed by the Government is not in accordance with the advice of the Commission, this has been treated as a case of non-acceptance of the Commission's advice.

### Action under Rule 6(1)(b) of AIS (DCRB) Rules, 1958 against an Officer belonging to Indian Administrative Service

10.1 Disciplinary proceedings were instituted against an officer belonging to Indian Administrative Service under Rule 8 of the AIS (D&A) Rules, 1969 on the charge that he acquired assets disproportionate to his known sources of income and also he obtained permission from the Government to take possession of a property by furnishing wrong information to the Government. In September, 2003 a reference seeking advice of the Commission was received from the Govt. of West Bengal with a tentative decision to impose the penalty of withholding of promotions for the rest period of services of the Charged Officer. The Commission, after taking into consideration all the facts and circumstances of the case observed that the acquisition of assets for which the explanation of the Charged Officer did not seem to be convincing, appeared to be disproportionate to his known sources of income. The Charged Officer had not been able to effectively challenge the evaluation of his house by the SE (Vigilance). Similarly, the explanation regarding selling of property for Rs.4.3 lakhs was not at all convincing and so was the matter of his having received loans from two persons. He had not been able to produce any evidence regarding alleged agricultural income of his wife. The Charged Officer was also not justified in claiming that his father and brother had contributed wooden doors and plywood, which were sent all the way from his hometown. The Commission also observed that as per Rule 3(1) of the AIS (Conduct) Rules, 1968, the Charged Officer, who was expected at all times to maintain absolute integrity and devotion to duty and do nothing which was unbecoming of a member of the service, has failed in this respect and the Charged Officer is found guilty of violation of Rule 3(1) of AIS (Conduct) Rules, 1968. In the light of the finding as briefly mentioned above and after taking into account all other aspects relevant to the case, the Commission considered that the ends of justice would be met in this, if the penalty of

### Chapter 10 Non-Acceptance of the Commission's Advice by the Government

dismissal from service is imposed on the Charged Officer. Accordingly, advice of the Commission was communicated to the Government of West Bengal on March 29, 2004.

10.2 In March, 2006 the Ministry of Personnel, Public Grievances and Pensions, Department of Personnel and Training, in Central Government made a fresh reference to the Commission seeking reconsideration of their earlier advice communicated to the Government of West Bengal stating that it would be unfair to punish an officer with the stringent penalty of dismissal from service on the basis of flimsy and doubtful findings of the Inquiring Authority/Union Public Service Commission. After reconsideration of the case the Commission observed that all points raised by the State Government and endorsed by the DoP&T were comprehensively examined by them and that no fresh material or evidence had been brought up either by the DA or the DoP&T which called for an alteration in the course of the case. Since the Charged Officer had then retired from service, the Commission considered that the ends of justice would be met if the penalty of 100% pension cut on a permanent basis and full forfeiture of gratuity was imposed on him. Accordingly, advice of the Commission was communicated to the Ministry of Personnel, Public Grievances and Pensions, DoP&T on July 14, 2006.

10.3 In January, 2007 the Ministry of Personnel, Public Grievances and Pensions, DoP&T, passed an order imposing the penalty of 5% cut in pension of the Charged Officer, in disagreement with the advice of the Commission.

10.4 Since the order passed by the Central Government is not in accordance with the advice of the Commission, this has been treated as a case of non-acceptance of the Commission's advice.

#### **Action under Rule 9 of the CCS (CCA) Rules, 1972 against an Officer belonging to Department of Atomic Energy**

11.1 Disciplinary proceedings were instituted against an officer belonging to Department

of Atomic Energy, under Rule 14 of CCS (CCA) Rules, 1965 on the charge that (I) he passed the payment of bills for Rs.1,22,400/- being 15% of contract value of Purchase Order dated November 23, 1989 without adhering to the terms of payment; that (II) he authorized payment of Rs.2,66,750/- being 45% of the contract value of Purchase Order dated November 23, 1989 including excise duty, additional special duty and Central Sales Tax to a firm against their bill dated September 5, 1990 wherein the party had submitted forged challan dated September 5, 1990 for having delivered six RB Instrument Air Receivers to RAPP through a firm without effecting the actual delivery of the item and without insisting for proof of payment of excise duty, special duty, central sales tax and central excise gate pass and that (III) he approved the payment of Rs.2,66,750/- being 45% of the contract value of Purchase Order dated November 23, 1989 including excise duty, additional special duty and central sales tax to a party against forged challan, central excise gate pass, shipping release dated September 11, 1990 and lorry receipt issued by a transport firm, submitted as proof of delivery of remaining six RB Instrument Air Receivers to Kaiga Atomic Power Project Site, which in fact was not delivered on September 12, 1990. The charges were not proved in the inquiry conducted in the case. However, the Disciplinary Authority disagreed with the findings of the Inquiry Officer. In the meantime the Charged Officer retired on attaining the age of superannuation on May 31, 2003 and the proceedings were deemed to be under Rule 9 of the CCS (Pension) Rules, 1972. In May, 2004 a reference was received from the Department of Atomic Energy seeking advice of the Commission in the matter along with a tentative decision to impose 10% cut in the pension of the Charged Officer after complying with the procedure in this respect. The Commission after taking into consideration all the facts and circumstances of the case observed that according to the Charged Officer he was not knowingly involved in the wrongdoings which were taking place, partly due to the faulty

## Chapter 10 Non-Acceptance of the Commission's Advice by the Government

system which had come into existence in the corporation and specifically in these cases, due to the forgery and fraud committed by the dealing assistant in collusion with the supplier and this fraud was discovered later on. Therefore the Commission was of the view that the lapse on the part of the Charged Officer was that he was not vigilant enough. In the light of the above findings the Commission considered that the ends of justice would be met in this case if the penalty of 10% cut in pension for six months is imposed upon the Charged Officer as the charge constitute grave misconduct. Accordingly, advice of the Commission was communicated to the Department of Atomic Energy on February 4, 2005.

11.2 In December, 2005 a fresh reference was received from the Department of Atomic Energy seeking reconsideration of the advice of the Commission tendered earlier in view of the fact that CVC had reviewed its earlier decision on the basis of fresh material provided by NPCIL and agreed to exonerate the Charged Officer in all the six cases framed against him and that the Prime Minister had also approved the Department's proposal to exonerate him in all the cases. The Commission after taking into account all other aspects relevant to the case observed that the Department had not brought out any new fact or point of law or evidence that may warrant the reconsideration of their earlier advice and reiterated their earlier advice to impose 10% cut in pension for six months. Accordingly, advice of the Commission was communicated to the Department on June 19, 2006.

11.3 In June, 2007 the Department of Atomic Energy passed order in this case exonerating the Charged Officer of the charges leveled against him.

11.4 Since the order passed by the Department is not in accordance with the advice of the Commission, this has been treated as a case of non-acceptance of the Commission's advice.

### Action under Rule 9 of the CCS (Pension) Rules, 1972 against an Officer belonging to Department of Atomic Energy

12.1 Disciplinary proceedings were instituted against an officer belonging to Department of Atomic Energy, under Rule 14 of CCS (CCA) Rules, 1965 on the charge that he failed to adhere to the terms and conditions of payment stipulated vide various clauses of the Annexure to the Purchase Order dated 31.10.1990 while releasing advance payment to a firm for supply of Small Leak D20 Transfer Tanks. The charges were not proved in the inquiry conducted in the case. However, the Disciplinary Authority disagreed with the findings of the Inquiry Officer. In the meantime the Charged Officer retired on attaining the age of superannuation on May 31, 2003 and the proceedings were deemed to be under Rule 9 of the CCS (Pension) Rules, 1972. In May, 2004 a reference was received from the Department of Atomic Energy seeking advice of the Commission in the matter along with a tentative decision to impose 10% cut in the pension of the Charged Officer after complying with the procedure in this respect. The Commission after taking into consideration all the facts and circumstances of the case concluded that the Charged Officer was negligent towards his duties, and to that extent, he was responsible and thus advised that the ends of justice would be met in this case if the penalty of 10% cut in pension for six months was imposed upon the Charged Officer, as the charge proved constitute grave misconduct. Accordingly, advice of the Commission was communicated to the Department of Atomic Energy on February 2, 2005.

12.2 In December, 2005 a fresh reference was received from the Department of Atomic Energy seeking reconsideration of the advice of the Commission tendered earlier in view of the fact that CVC had reviewed its earlier decision on the basis of fresh material provided by NPCIL and agreed to exonerate the Charged Officer in all the six cases framed against him and that the Prime Minister had also approved the Department's

## Chapter 10 Non-Acceptance of the Commission's Advice by the Government

proposal to exonerate him in all the cases. The Commission after taking into account all other aspects relevant to the case observed that the Department had not brought out any new fact or point of law or evidence that may warrant the reconsideration of their earlier advice and reiterated their earlier advice to impose 10% cut in pension for six months. Accordingly, advice of the Commission was communicated to the Department on June 19, 2006.

12.3 In June, 2007 the Department of Atomic Energy passed an order in the case exonerating the Charged Officer of the charges leveled against him.

12.4 Since the order passed by the Department is not in accordance with the advice of the Commission, this has been treated as a case of non-acceptance of the Commission's advice.

### **Disciplinary proceedings instituted against an Officer belonging to General Central Service**

13.1 Disciplinary proceedings were instituted against an officer belonging to General Central Service under Rule 16 of the CCS (CCA) Rules, 1965 on the charge that he failed to discharge his duties diligently and sincerely and showed utter carelessness in a case involving a Canadian National, who arrived at the IGI Airport without valid ticket for journey on that day and his subsequent heated arguments with the CISF personnel and injuries caused to the passenger. He did not bother to reach at the spot nor did he make on the spot enquiry of the case nor did he take any steps to handle this situation tactfully. A reference, seeking advice of the Commission in the matter was received in December, 2005. The Commission after taking into consideration all the facts and circumstances of the case observed that the Charged Officer had not dealt with the case in a manner expected of a Gazetted Officer in the rank of an Assistant Commandant; that he did not check the incident seriously as Shift In-charge and behaved in a routine manner and was responsible by his negligence for the blowing up of

the case out of proportion; that it was warranted from the Charged Officer to involve himself at the right moment and tackle the case in a cordial manner by bringing the senior officers and others to pacify the situation; that the Charged Officer was found to be unimaginative and he failed in his duty to pacify the situation and that he lacked the requisite quality as an officer and left the matter to Delhi Police and an Inspector. In the light of the above the Commission considered that ends of justice would be met in this case if the penalty of withholding of one increment in the time scale of pay for two years without cumulative effect were imposed on the Charged Officer. Accordingly, advice of the Commission was communicated to the Ministry on June 22, 2006.

13.2 In September, 2006 the Ministry made a fresh reference seeking reconsideration of the advice of the Commission stating that the charges against the Charged Officer and another officer were more or less identical; that the observations made by the Commission in both the cases were identical, but, while in the case of the other officer the penalty of 'Censure' was advised, in the case of the Charged Officer the penalty of 'withholding of one increment in the time scale of pay for two years without cumulative effect had been advised; that in an Armed Force when a senior takes over a situation, as happened in the present case, it is he who becomes responsible wholly and the other officer was senior to the Charged Officer and that the Charged Officer was a young and upcoming officer of CISF and the punishment as advised would become a permanent scar on his future service career. The Commission after reconsideration of the case observed that the above facts had been in the notice of the Commission and were taken into consideration by them at the time of tendering their advice in the case; that the Ministry had not brought out any new fact or point of law or any patent error warranting reconsideration of the advice earlier tendered. In the light of the above, the Commission reiterated their earlier advice. Accordingly, the advice of the Commission was communicated to the Ministry on February 27, 2007.

## Chapter 10 Non-Acceptance of the Commission's Advice by the Government

13.3 In August, 2007 the Ministry of Home Affairs passed an order imposing the penalty of 'Censure' on the Charged Officer, in disagreement with the advice of the Commission.

13.4 Since the order passed by the Government is not in accordance with the advice of the Commission, this has been treated as a case of non-acceptance of the Commission's advice.

### Disciplinary proceedings instituted against an Officer belonging to Indian Administrative Service

14.1 Disciplinary proceedings were instituted against an officer belonging to Indian Administrative Service on the charge that she was convicted by the Magistrate Court of Marlborough Street, London with a fine of Pounds 150 and costs of Pounds 50 on the charge that she stole two Cashmere Jumpers and one Jacket belonging to Marks & Spencer. The Inquiry Officer who was appointed to inquire into the charge in a departmental inquiry held the charge as not proved. However, the Disciplinary Authority disagreed with the findings of the Inquiry Officer. In August, 2005 a reference in the case was received from the Ministry of Personnel, Public Grievances & Pensions, Department of Personnel and Training, seeking advice of the Commission after following due procedures, alongwith a tentative decision to impose the penalty of compulsory retirement from service. The Commission after taking into consideration all the facts and circumstances of the case observed, as regards argument of the MOS that neither evidence was led nor was she provided any opportunity of being heard, that the same was not tenable because it was the MOS who chose to adopt a 'plea bargaining', albeit on the advice of the lawyer whose assistance was arranged for by the High Commission officials to get an early resolution of the matter. The Commission also observed the fact that the MOS was fined by the Magistrate's Court of Marlborough Street, London, for the petty offence of shoplifting committed and admitted (though as a measure of 'plea bargaining') by her, stood established on the

documentary evidence/admission by the MOS; that it was bad for the image of Government of India as also of the elite service to which the MOS belonged, besides showing her own sense of judgement in poor light. As regards the other part of the charge i.e. the MOS was convicted, the Commission observed that it could not be taken as proved as there was no judgement, order or decree of legal character pronouncing that the MOS had been convicted by the Magistrate's Court in London. The Commission also observed that the MOS elected to plead guilty before the English Court on the legal advice (arranged by the Indian High Commission), arguably to save time, money and prolonged litigation in a foreign country and the surveillance camera video was neither shown to the High Commission nor produced in the English Court, nor was a full trial conducted. The audio and videotapes from surveillance devices are, at best, supporting evidence in law. These are not conclusive and stand-alone evidence of the commission of an offence. The stores worldwide use these devices mainly to recover possible losses. These are not aimed at obtaining a conviction in a trial. The act of MOS was indeed unsavoury and unbecoming an IAS officer.

14.2 In the light of the above observations and findings as discussed above and after taking into account all aspects relevant to the case, the Commission considered that the ends of justice would be met in this case with the imposition of the penalty of reduction by two stages in the time scale of pay for a period of two years with further directions that she would not earn increments during the period of reduction and that on the expiry of such period, the reduction would have the effect of postponing future increments of her pay. Accordingly, advice of the Commission was communicated to the Ministry on April 13, 2006.

14.3 In September, 2006 the Ministry of Personnel, Public Grievances and Pension, Department of Personnel & Training passed an order imposing the penalty of Compulsory Retirement on the MOS, in disagreement with

### Chapter 10 Non-Acceptance of the Commission's Advice by the Government

the advice of the Commission. It had been stated therein that the act of the MOS was totally unbecoming of a Member of Service and was pre-judicial to the reputation of the Government of India, particularly as the officer was a member of an official delegation and that a penalty commensurate with the gravity of proven act of misconduct needed to be imposed on her and that the penalty recommended by Commission does not meet the ends of justice.

14.4 As the order passed by the Ministry is not in accordance with the advice of the Commission, this has been treated as a case of non-acceptance of the Commission's advice.

#### **Promotion to the grade of Member, Postal Services Board in the pay scale of Rs. 24,050-26,000/- in the Indian Postal Service under the Department of Posts, Ministry of Communications and Information Technology**

15.1 A Proposal for convening a Departmental Promotion Committee for promotion to the grade of Member, Postal Services Board under the Department of Posts, for one vacancy for the year 2006-07 and two vacancies for the year 2007-08 was received by the Commission's office from the Department of Posts. The DPC to consider eligible officers for promotion was accordingly held on March 15, 20 and 22, 2007 under chairmanship of a Member of the Commission. The Secretary, Department of Posts deliberated in the DPC meeting as Departmental Member of the DPC. The DPC recommended one officer for promotion for the vacancy year 2006-07. As the recommended officer had already retired on superannuation on February 28, 2007, another officer was empanelled in the extended panel for promotion in his place. For the vacancy year 2007-08 two officers were recommended for promotion by the DPC.

15.2 In so far as the vacancy year 2006-07 is concerned, the officer at S.No.1 and 2 in the eligibility list were assessed as 'Unfit' for promotion.

The officer at S.No.1 in the eligibility list for the year 2006-07 had retired before onset of the vacancy year 2007-08 and as such did not find a place in the eligibility list for 2007-08. Therefore, the officer at S.No.2 in the eligibility list for 2006-07 was shown eligible at S.No.1 in 2007-08 and was recommended for promotion for the year 2007-08.

15.3 The Departmental Member of the DPC, viz. Secretary, Department of Posts, however, gave his dissent note against the assessment of 'Unfit' in respect of the officer at S.No.2 in the eligibility list for 2006-07. The Chairman of the DPC, in his observations to the dissent note and in support of assessment of 'Unfit', quoted report of the Reporting Officers in the ACRs, instructions issued by the DOP&T in Office Memorandum No.22011/5/86-Estt.(D) April 10, 1989 and rulings of the Hon'ble Supreme Court. The minutes of the DPC along with the dissent note of the Secretary, Department of Posts and observations of the Chairman of the DPC thereon were made available to the Department of Posts on March 26, 2007.

15.4 The Department of Posts subsequently requested the Commission to review the issue relating to assessment of the officer at S.No.2 of the eligibility list for 2006-07, in view of observations of the Hon'ble Minister of Communications and Information Technology, who had not agreed with the observations of the Chairman of the DPC. On reconsideration of the case, the Commission did not find any scope to change the earlier recommendations which were on the strength of the DOP&T instructions and procedures in vogue.

15.5 The Department of Posts finally made available to the Commission a copy of order dated July 19, 2007 from which it is apparent that the recommendations of the Commission in regard to promotion of the aforesaid officer had not been accepted by the Government. The Commission, therefore, consider this as a case of non-acceptance of their advice.

# Chapter 11

## Miscellaneous

### Amendments made in UPSC (Members) Regulations, 1969

1. The salary, perks and allowances of the Chairman and Members of UPSC have been brought at par with that of Chief Election Commissioner and other Election Commissioners respectively w.e.f. May 1, 2007 by making amendments in the UPSC (Members) Regulations, 1969 vide Department of Personnel & Training Notification No.39019/5/96-Estt.(B) (Vol.IV) dated June 28, 2007.

2. In consonance with the above decision of the Government, the position of Chairman and Members of UPSC in the Table of Precedence have also been elevated and they have been placed in the Article 9A and 11 of the Table of Precedence respectively by the Ministry of Home Affairs.

### Right to Information Act

3. The Right to Information Act 2005 came in to effect from October 12, 2005. As per RTI Act, 2005, the Union Public Service Commission is covered under clause 2(h) of the Act as a 'Public Authority'. Accordingly, the Commission as a responsible "Public Authority" has taken appropriate action in this regard. Commission has appointed 17 CPIOs and 11 Appellate Authorities for handling the request received from Information Seekers.

4. As proactive measures, following information have been uploaded in the UPSC website:-

- (i) The procedure "How to apply under RTI Act 05 for applicant's seeking information under RTI Act has been placed in the website, the detail of bank in which the demand draft is payable, is also given in detail. Besides this,

the requisite fee along with the application/request could be paid by way of cash against proper receipt at the Facilitation Counter in UPSC.

- (ii) Composition of the Commission.  
(iii) Organization chart of the UPSC.  
(iv) Role of the Commission and its various branches.  
(v) Power and duties of officers and staff of the Commission  
(vi) List of CPIOs and Appellate Authorities for handling RTI requests/appeals received in the Commission and other misc. information.
5. The position of the application and appeal received and disposed is as under: -

**Table 1**

S. No.	Particulars	Number
(a)	Total number of RTI applications received during the year 2007 (Jan. to Dec.)	1090
(b)	Number of applications in which information furnished during the year 2007 (Jan. to Dec).	920*
(c)	Number of applications in which information not furnished during the year 2007 (Jan. to Dec).	112**
(d)	Total number of RTI appeals received during the year 2007 -08	176
(e)	Number of RTI appeals disposed off during 2007-08.	176

\* Include the cases which are partly denied/ transferred/ partly transferred.

\*\* The information was not furnished in 170 Cases of CPIOs level. However, information in 58 more cases was furnished at appellate stage.

## U.P.S.C (Exemption from Consultation) Regulations, 1958

6. During the year 2007-08, the Commission considered 11 proposals received from the Government seeking exemption from its purview. These were examined and observations of the Commission conveyed to the concerned Ministry/ Department. List of Posts/Services exempted from the purview of the Commission since the issue of Union Public Service Commission (Exemption from Consultation) Regulations, 1958 is given at Appendix XL.

## Progress in use of Hindi in the Office of the Commission

7. In order to ensure compliance of Official Language policy of the Central Government and to achieve the targets fixed in the Annual Programme of the implementation of Official Language, adequate arrangements have been made in the Office of Union Public Service Commission. For this purpose a full-fledged Hindi Branch has been set up in the Commission.

8. More than 80% staff working in the Commission's Office have acquired working knowledge in Hindi and this Office has already been notified in the Gazette of India under rule 10(4) of the Official Language rules, 1976. Thirteen Sections of the Commission have been specified to do their routine work in Hindi under rule 8(4) of the Official Language Rules, 1976.

9. An Official Language Implementation Committee has been constituted under the Chairmanship of the Secretary to the Commission and its quarterly meetings are held regularly to review the progress made in the use of Hindi in the Official work of the Commission.

10. The following incentive schemes are in operation to promote the progressive use of Hindi:

(i) Incentive scheme for the Officers/ Employees doing original noting/drafting in Hindi in the Official work.

(ii) Incentive scheme for Officers for giving dictation in Hindi; and

(iii) Incentive scheme for conferring "RAJBHASHA AWARD" to the Section in the Office of Commission doing their maximum work in Hindi.

11. All the advertisements issued by the Commission for the posts and Services under Central Government were prepared and published both in Hindi and English simultaneously in the leading Newspapers of the country including "ROZGAR SAMACHAR". Information for Candidates for all the posts and services was also issued bilingually.

12. Annual Report of the Commission and 'News letter' of Public Service Commissions were prepared and printed/ published in Hindi alongwith English version simultaneously as per schedule.

13. Non-Hindi knowing officers/ employees of the Commission were nominated for Hindi Training under the Hindi Teaching scheme. During the year under review total number of three officials passed Praveen and Pragya examination under Hindi Teaching Scheme, out of them two received cash award. Further seventeen officials have passed Hindi Typing and Hindi Stenography test, out of them six received cash award, during the year under review.

14. The refresher Hindi Stenography courses for trained Hindi stenographers working in the Commission were organised for one-day course in month of September, October and five days course in the month of November, December, 2007 and February, 2008.

15. Two Hindi workshops were organised for the officers and employees of the Commission to encourage them to do their day-to-day Official work in Hindi. Progress made in the use of Hindi in Official work was also reviewed regularly at the monthly O&M meeting of various branches of the Commission.

16. The meeting of 'Evaluation Committee' was held on August 6, 2007 under the Chairmanship of Secretary, in which awards were decided for the officers / employees and sections who do maximum official work in Hindi in the various existing incentive schemes in the Commission.

17. On the occasion of 'Hindi Day' (14<sup>th</sup> Sept.) a Hindi Fortnight was organised from September 1, 2007 to September 14, 2007 in the Commission's office with a view to popularise use of Hindi. Various Hindi Competitions such as, Hindi Noting/ Drafting, Hindi Essay, Hindi Typing, Hindi Quiz, Hindi Poem and Hindi Dictation for Non-Hindi speaking officials were conducted. The Hon'ble Chairman of the Commission issued an appeal to all officers and staff to use Hindi in the official work. On September 14, 2007 the main function was organised under the Chairmanship of the Hon'ble Chairman Shri Subir Dutta. Prizes/ Certificates were given to the 81 winners who participated in various competitions held during the fortnight.

18. Besides above, vigorous monitoring is being done for already installed Hindi Software in all the computers and it's frequent use in many ways in the Commission.

### **Examination Reforms Branch**

19. Examination Reforms Branch carries out studies on diverse aspects of the process of examinations. Detailed statistical analysis of different examinations are carried out on a regular basis to monitor the quality of test items and papers. Socio-economic backgrounds of the candidates called for Personality Test (Interview) of the Civil Services Examination and Engineering Services Examination are analysed to study the trends and profile of the candidates who appear for Personality Test and finally qualify these examinations. Certain psychometric indices are also compiled to monitor the quality of test items and the effectiveness of the tests administered and to effect necessary changes and improvements in the examination methodology

and selection process. Further, it monitors the disposal of direct recruitment by interview cases and recruitment test cases in the Commission with a view to accelerate the process. It serves as a repository of vital information pertaining to previous selections through direct recruitment by interview and prepares material on the same for the Annual Report of the Commission. Detailed analysis on community, age, gender, qualification and university-wise candidates in the Civil Services (Main) Examination, Engineering Services Examination and Indian Forest Service Examination are also made which form a part of the Annual Report of the Commission.

### **Penalties imposed on candidates for misrepresentation and other malpractices**

20. During the year 2007-08, seven cases came to notice of the Commission wherein the candidates suppressed information, case of impersonation and possession of incriminating papers/ documents in the examinations. The Commission took serious note of such cases and after due process, imposed penalties that ranged from cancellation of candidature of candidates for a particular Examination/Selection to debarring them from the Commission's Examinations/ Selections for periods varying from 5 years upto 10 years.

### **National Conference of Chairpersons of State Public Service Commissions**

21. A Seminar cum 10th National Conference of Chairpersons of State Public Service Commissions was held on 9<sup>th</sup> and 10<sup>th</sup> October 2007 at Dehradun, Uttarakhand. 22 Chairmen and Seven Members from 25 State Public Service Commissions participated and discussed a number of issues of mutual interest.

### **Visit by Delegations**

22. Hon'ble Chairman and Members from 10 State Public Service Commissions visited the Commission on various occasions during the

year and held discussions on a number of issues of mutual interest.

23. Delegates from the Government of Nepal also visited the Commission during the year and held discussion on various issues.

### **Seniority and Service matters**

24. The Commission tendered advice in 4 cases relating to seniority and 14 cases relating to Miscellaneous Service matters.

### **Foundation day of the Commission**

25. 81<sup>st</sup> Foundation Day of UPSC was celebrated on October 1, 2007. Hon'ble Chairman and Hon'ble Members of the Commission graced the function, which was followed by a colourful cultural programme presented by talented artists from amongst staff members of the Commission and the Artists of Song and Drama Division.

### **Modernization of Commission's Secretariat**

26. The Commission has undertaken Modernization of its Secretariat under the Plan Scheme of Department of Administrative Reforms & Public Grievances with a view to provide clean and hygienic working environment and proper space for storage of records generated on account of receipt of large number of applications and other records from various Government Departments. The modernized Sections are being provided with modular furniture with overhead storage space, tiled floor, modern lighting and compactors for storage of records. The work for modernization of 13 Sections taken up during 2006-07 was completed during 2007-08.

### **Records Management**

27. As a part of the ongoing efforts to improve Records Management, a Special Drive to record, review and weed-out unwanted records/files was launched from November 19, 2007 to November 30, 2007 which has resulted in recording, reviewing, and weeding out of 1367, 3221 and 2109 files respectively.

### **Publication of Half-Yearly Newsletter of State Public Service Commissions**

28. A Half-Yearly Newsletter of Public Service Commissions for the period January to June and July to December is being printed and distributed after obtaining necessary inputs/ data from State Public Service Commissions and various Branches of UPSC. The Newsletter, inter-alia, contains incumbency statement of UPSC and 28 State Public Service Commissions, appointment/ retirement of Chairman/Members, Examinations/ Recruitments held, Departmental Promotion Committee/ Selection Committee Meetings held, visit by Dignitaries etc. The 51<sup>st</sup> and 52<sup>nd</sup> issues of the Newsletter were printed and distributed during 2007-08.

### **Streamlining for Disposal of Personal Matters/ Claims of Officers and Staff members**

29. To ensure speedy and timely settlement/ disposal of personal matters/claims of approximately 2000 employees working in the Commission's Secretariat, time limit for disposal of 30 items of work was fixed and this was implemented w.e.f. 1<sup>st</sup> February 2007. This initiative has resulted in timely disposal of work in these areas and better employees' satisfaction.

### **Changes made to improve efficiency and functioning of the Commission**

30. During the year 2007-08, a number of pro-active measures have been taken by the Commission to reduce delays in finalization of Direct Recruitment by Interview cases.

30.1 For receiving requisitions from various Ministries/ Departments for Direct Recruitment by Interview, an improved proforma has been introduced (UPSC-33/ DOPT-1). The new proforma, inter-alia, envisages a certificate from Joint Secretary/ Additional Secretary or equivalent of the Ministry/ Department concerned

confirming that the 'proposal is complete'. It is expected that the new improved proforma will check the flawed / incomplete proposals and save considerable time of the Commission in getting various flaws corrected before starting the actual process of recruitment.

30.2 Observing that considerable time is wasted in correspondence with the candidates to get the correct and complete information on various points, the Commission has taken proactive measures by modifying the instructions in the Commission's advertisements pertaining to direct recruitment posts so that correct and complete information is furnished by the candidates in their applications. It is expected that this measure would check provisionality in the claims made by the applicants and would save time.

30.3 Observing that the equivalence clause mentioned in the recruitment rules is a major factor responsible for non-adherence to the target date in completing the recruitment process in most of the cases, it has been decided to set up a group of three Hon'ble Members to decide equivalence between different qualifications. The Group would draw up a list of equivalence at the start of every year taking into account the precedent cases, past experience and views of the Advisors. This list, after the Commission's approval, would become the 'benchmark' for the entire year.

30.4 The restructuring of the knowledge base through use of resource materials both from library and internet (where provided) has paid dividends. Delays in determining definitions/ meanings and equivalence factors have been avoided substantially thereby.



## Acknowledgement

The Commission would like to place on record their sincere thanks to the Ministries and Departments of Government of India, State Governments, the Administration of Union Territories, State Public Service Commissions, Universities and other Institutions for the valuable help and co-operation rendered by them, but for which it would not have been possible to discharge their Constitutional functions.

The Commission also express their deep appreciation of the hard work and efficient performance of duties by their officers and other members of the staff.

<b>Shri Gurbachan Jagat</b> ( <i>Demitted office on June 30, 2007</i> )	Chairman
<b>Shri Subir Dutta</b>	Chairman
<b>Shri B.N. Navalawala</b> ( <i>Demitted office on April 14, 2007</i> )	Member
<b>Prof. D.P. Agrawal</b>	Member
<b>Air Marshal (Retd.) Satish Govind Inamdar</b> ( <i>Demitted office on January 9, 2008</i> )	Member
<b>Ms. Parveen Talha</b>	Member
<b>Dr. Bhure Lal</b> ( <i>Demitted office on February 8, 2008</i> )	Member
<b>Ms. Chokila Iyer</b> ( <i>Demitted office on June 28, 2007</i> )	Member
<b>Shri K. Roy Paul</b>	Member
<b>Prof. K.S. Chalam</b>	Member
<b>Prof. E. Balagurusamy</b>	Member
<b>Mrs. Shashi Uban Tripathi</b>	Member
<b>Prof. Purushottam Agrawal</b>	Member
<b>Dr. K.K.Paul</b>	Member

Date: 13 August 2008

Alok Rawat  
Secretary  
Union Public Service Commission



# Appendix I

## Profiles of Hon'ble Chairman and Members of the Commission

---

### Shri GURBACHAN JAGAT

Chairman of the Commission with effect from April 1, 2006 (AN) to June 30, 2007. He joined as Member in August, 2002. A Post Graduate in English Literature, he joined the Indian Police Service in 1966. He was posted as Senior Superintendent of Police at Kapurthala, Bhatinda and Patiala. As Senior Superintendent of Police for 4 tension filled years in Amritsar (1978-1981), he successfully tackled the growing menace of Bhindrawale, the Akali-Nirankari clashes and the build up to, what was to be a great worry for the nation, Punjab militancy. Heading the intelligence/security apparatus in Punjab as DIG Intelligence/ Security, Punjab Police (1982-1990), he coordinated the fight against the insurgency in the State. In recognition of his role and efforts during these grueling years, the Government of India conferred upon him the rare honour of a Padma Shri, in 1987, for his efforts in the pre and post Operation Blue Star years. He was also awarded the Indian Police Medal for Meritorious Service in 1982.

Tasked with the conceptualizing and setting up of the Housing Corporation in militancy-affected Punjab as Managing Director in Punjab Police Housing Corporation (1990-1995), he created a secure environment for the Police in the form of impenetrable Police Stations, on one hand and secure housing facilities, on the other. For the first time schools were also set up for the children of the Police personnel. During these years, he was also in charge of liaison with the various agencies involved in the fight against militancy as well as Operation Night Dominance in the border districts of the State. He was awarded the President's Police Medal for Distinguished Service in 1992. As Additional DG Administration, Punjab Police (1995-97), he was able to help towards re-orienting the priorities of the Punjab Police back to peacetime policing in the post-militancy scenario. It is in this period that the Government of India and the J&K Government chose him as Director General of Police, Jammu & Kashmir (February 1997-December 2000) to lead the fight in Kashmir. A police force, which at one time had revolted against the State and on whose loyalties existed a question mark was not only rebuilt, but motivation levels reached such heights that it became the vanguard in the fight against terrorism in J&K. A completely new hallmark was achieved in building up coordination amongst the various arms of the Government including the Army, the Central Police Organisations, the Intelligence Agencies and the State Police/Administration, thus creating a fully synchronized effort in the fight against terrorism in the larger interests of the Nation. The force was completely modernized, re-equipped and its size almost doubled from 36,000 to 60,000. The fight against terrorism was taken right to the people with boys from the most inaccessible regions being recruited on the spot and brought into the fold of the Police. In recognition of these tireless efforts, the J&K Government rewarded him with the 'The Police Officer of the Year' award in 2001.

As Director General, Border Security Force (December 2000 – June 2002), the largest paramilitary organization in the world, he made great strides not only operationally but also technically and administratively. The force was galvanized both on the Borders as well in its counter-Insurgency operations, taking it to greater professional heights. A new perspective plan was put into operation for modernization and computerization and with the blessings of the Union Home Ministry; the BSF today is professionally equal to any fighting force on the globe. Welfare measures including moves towards creating resources for the better living standard of the personnel and their families have significantly raised the morale of the force. Apart from the above honours, he has also received the following service medals: Pashchimi Star, Sangram Medal, Special Duty Medal (Punjab and J&K), Aantrik Seva Suraksha Medal, Operation Raskshak and Operation Vijay.

He is a prolific thinker and reader who dabbles in writing. Coming from a rural background, he has the interests of the rural areas close to his heart.

### **Shri SUBIR DUTTA**

Chairman of the Commission with effect from June 30, 2007 (AN). A holder of M.Sc. (Physics), Shri Dutta joined Indian Administrative Service (1967 Batch) and was allotted to West Bengal Cadre. He joined the Government Service on July 25, 1968. Has served in many senior capacities in the State Government as well as the Central Government. Worked as SDM/ DM etc. for different spells at district level in Government of West Bengal (1968-1985); Posting in the State included Executive Director of West Bengal Industrial Development Corporation Limited (1985-88); Managing Director West Bengal Industrial Development Corporation Limited (1988-90); Secretary (Labour), Government of West Bengal (1995-96); Commissioner, Presidency Division Government of West Bengal (1996-97); Postings in the Central Government included Joint Secretary in Ministry of Home Affairs (1990-95); Secretary, Union Public Service Commission (1997-98); Additional Secretary, Department of Defence (1998-2000); Special Secretary & Mission Director, Technology Mission on Oil Seeds (2000); Secretary, Department of Defence Production and Supplies (2000-02); Defence Secretary (2002-03); Joined UPSC on July 4, 2003.

### **Shri B.N. NAVALAWALA**

With illustrious academic track-record, obtained B.E. (Civil) degree from Gujarat University; joined government service through direct recruitment as an Assistant Engineer and has rendered 36 years of distinguished service to the level of Secretary to Government of India, in M/o Water Resources. He has assumed the position as a Member UPSC with effect from December 5, 2002 and demitted office on April 14, 2007.

An internationally renowned water-resources expert with specialisation in planning, design and execution of multipurpose water resources projects, flood management and economic planning & financial management of water resources; he is the first Asian to have been elected in September, 2001 as the Chairman of the Working Group of ICID (International Commission on Irrigation and Drainage) for Research and Development for Water Resources and he is also the first water resources official in the country to achieve the honour of being the recipient of an 'Award of Excellence' in recognition of his 'exceptional' contribution to ICID and World Food Security from the ICID in July, 2002. He is a fellow of Institution of Engineers (India) and a Life Member of Indian Water Resources Society. He is also a Member of the Board of Governors of the Water Management Forum in India.

He also worked as Adviser (Water Resources) in the Planning Commission and dealt with overall planning, policy formulation and allocation of financial resources for water resource sector including Rural and Urban Water Supply and Sanitation under Annual Plans and Five Year Plans of States and Central sectors.

He has worked as a member of a number of important National Committees set up by the Government of India for policy formulation like the Committee of National Rehabilitation Policy, Committee on Inter-State Basin Organisations, Committee on Pricing of Irrigation Water etc. Besides, he was associated with the formulation and implementation of the World Bank-supported International Programme for Technology Research in Irrigation & Drainage (IPTRID). He has rich experience of working at various international foray like World Bank, FAO, UNDP, IWMI-Sri Lanka. He possesses global perception of water resources management.

He was leader of the team of the Indian National Committee on Irrigation & Drainage which visited Sri Lanka in 1993 for working out the collaborative programmes to be undertaken in India by the International Irrigation Management Institute. As an expert, he was invited at the Expert Consultation on 'Irrigation Management Transfer in Asia' and 'Modernisation of Irrigation Schemes – Past experiences and Future Options' both held by the FAO at Bangkok in September, 1995 and November, 1996 respectively. He represented India in the first International Congress on Irrigation Systems Transfer held in Mexico in 2000 and participated in the International Conference on Fresh Water, 2001, held at Bonn (Germany) in December, 2001. He is as widely traveled water resource expert who visited USA, France, Netherlands, Canada, Spain, Germany, Brazil, Mexico, China, South Korea, Bulgaria, Philippines and Sri Lanka. Besides delivering the 3rd H.P. Barua Memorial Lecture – 1998, Dr. Visvesvaraya Memorial Lecture – 2001 and Dr. Triguna Sen Memorial Lecture – 2002, Shri Navalawala has published at international and national level as many as 81 papers on crucial issues like Inter-State river-water disputes, economics of Irrigation projects, Irrigation Water Pricing, Irrigation Management, Operation and Maintenance of Irrigation Systems, Flood Insurance, Water-logging, Rehabilitation and Resettlement, Participatory Irrigation Management, Perspective Planning for Water Resources Development etc.

### **Professor D. P AGRAWAL**

Professor D.P. Agrawal is a Member, Union Public Service Commission, New Delhi. Before joining this prestigious position Professor D P Agrawal was founder Director of ABV Indian Institute of Information Technology and Management (IIITM), Gwalior. IIITM was set up by Ministry of Human Resource Development in 1998 and declared by Government of India, in 2001 as a Deemed University. IIITM is a unique apex institution for producing leadership manpower in information technology and management and offers PhD, MBA, M Tech courses. The institute has already created a niche for itself in industries in India and abroad. The institute has been offering a large number of MDPs for executives from industry, government and the corporate sector. The institute also offers consultancy to a number of industries. Under his leadership IIITM, has entered into MOUs with Institutions/Universities in the USA and Spain for joint collaboration in the areas of research, exchange programmes for faculty and students, and consultancy to companies in India and abroad. Many initiatives started by him at IIITM, Gwalior have been replicated in the country.

Professor Agrawal has been an eminent teacher, educational administrator and institution builder. He was Professor and Dean at IIT- Delhi from where, in 1994, he took over as Joint Educational Adviser (T) in the Ministry of HRD, Government of India. He has planned and developed a number of

initiatives at national level in technical education, particularly in the areas of information technology and computer education. He has made substantial contribution for the development of vocational education through advice and guidance.

Professor Agrawal was National Project Director of the World Bank assisted project for strengthening technician education in India. This project covered 19 States and 590 polytechnics. He has contributed to the development of Centres for Excellence in higher technical and in polytechnic education. He was instrumental in conceptualizing a number of new institutions.

Professor Agrawal was Managing Director of Educational Consultants India Ltd. (Ed.CIL), a PSU of Government of India. He brought about major changes in work culture of this organisation, including decentralized decision making and transferring functional responsibilities to lower executives.

At IIT Delhi, Professor Agrawal held many key administrative positions including Dean of students. He was very active in academics and research too and supervised nearly 100 thesis at PhD, Masters and Undergraduate levels. He has been a consultant to a number of companies. He has been a member of Editorial Boards of National and International journals. He attracted research funds to IIT, Delhi for his projects from Defence, DST and CSIR. His research papers have received awards from Institutes of Engineers. In addition to being a member of a number of governing bodies of institutions, Professor Agrawal is a member of a number of professional institutions and societies.

Professor Agrawal has contributed significantly to the growth of quality technical education in the country through his close interaction with AICTE. He has been Chairman of Central Regional Committee of AICTE. Currently he is the Chairman of PG Board of AICTE.

Professor Agrawal was born on 2nd October, 1949. After graduating in Engineering in 1970 from AMU Aligarh, he obtained his Ph.D from IIT, Delhi. He has been a visiting faculty at Imperial College, London and Cranfield University in UK. He has lectured in Germany and Czechoslovakia. He has led a number of delegations of the Government of India to the USA, Australia, Germany, New Zealand and Canada.

Prof. Agrawal was christened as 'Engineer of the Year 2006' by the Institution of Engineers. Hon. Fellowship Award was conferred by Indian Society for Technical Education on 14th December, 2006.

### **Air Marshal (Retd.) SATISH GOVIND INAMDAR**

M.Sc.(Defence and Strategic Studies) from University of Madras, Fellow, Aeronautical Society of India, he has written three papers/thesis - "Material Compensation for a Career in the Armed Forces: Yesterday, Today & Tomorrow", Environmental Conservation: Preserving the Forest Eco System in India" and "Towards Fewer Faux Pas & Gaffes" – a handbook on Etiquettes & Manners in Armed Forces. Joined Air Force Flying College in November 1961. Basically a jet fighter pilot, has experience of 3700 hours of combat flying on 28 different types of aircraft including transports and helicopter without a single accident. The oldest serving Indian Air Force Officer to have carried out a free-fall para jump from 13,000 ft. as an Air Marshal at the age of 59 years in October, 2002.

Served as Chief Instructor at the Defence Services Staff College, Wellington and as Director on the Board of Directors, Hindustan Aeronautics Ltd. Has successfully held following four crucial top level post in I.A.F – Senior Air Staff Officer of an Operational Air Command, Deputy Chief of the Air-

Staff, Air Officer Commander-in-Chief of an Operational Air Command, Vice Chief of the Air Staff, Became Member, UPSC since December 12, 2003. Demitted office on January 9, 2008.

### **Ms. PARVEEN TALHA**

Educated at Loreto Convent High School/ College, Lucknow. Did M.A. in Economics in First Division from Lucknow University. Taught in the Lucknow University from 1965 to 1969. Joined the Indian Revenue Service in 1969 and became the first ever Muslim woman to enter any Class-I Civil Service through the Civil Services examination. Held important posts in the Bombay, Kolkata and Central Excise Commissionerates. Was the Deputy Narcotics Commissioner of Uttar Pradesh. Remains till now the only woman officer to have worked in Central Bureau of Narcotics. Was competent authority from 1990-1997 to attach Property of Smugglers and Drug Traffickers.

As Director General of Training, raised the National Academy of Custom Excise and Narcotics (NACEN) to an International status by helping it become World Custom Organisation's (WCO's) Training Institute for the Asia-Pacific Region. Introduced the Custom Department to their role in controlling the smuggling of Ozone Depleting Substances by introducing training programmes for Indian Customs Officers.

By signing an MOU with United Nations Environment Programme, helped NACEN become the only Training Academy in the ASIA PACIFIC Region to train Custom Officers of this region to control smuggling of Ozone Depleting Substances and other Environmental Crimes.

Won the President's award in 2000 for specially distinguished record of service. At the time of Deemed Retirement was the senior most woman officer in the Department of Custom & Central Excise.

First I.R.S. Officer to be appointed Member of UPSC and first ever Muslim Woman to be a Member of UPSC from September 30, 2004.

### **Dr. BHURE LAL**

A man of multifarious interests and strong commitment to values, Bhure Lal is one of those rare administrators who have made their mark wherever they have worked. Born and brought up in Delhi, he started his career in the Army. Later he joined the Indian Administrative Service and was allotted the cadre of Uttar Pradesh. His posting as District Magistrate Allahabad and Varanasi brought him closer to the people and their problems. Later he was chosen to work as Secretary to the Chief Minister of Uttar Pradesh. He also served as Vigilance Secretary in the State.

His stint with the Government of India started as Director of the Enforcement Directorate dealing with Foreign Exchange Regulation Act (FERA) where he worked with utmost sincerity and brought powerful FERA offenders to book, making the Directorate known all over the country. Later he worked in the Ministry of Finance as Joint Secretary on two occasions.

He has worked with two Prime Ministers of the country as Joint Secretary in the Prime Minister's Office.

His second tenure at the Central Government started as Secretary, Central Vigilance Commission; Secretary to Government of India, Ministry of Tribal Affairs; Chairman, Food Corporation of India; and Secretary, Coordination and Public Grievances, Government of India.

A Doctorate in Economics, Bhure Lal has not restricted his interests to any one area. His posting in several diverse fields has given him immense experience and opportunity to see the problems of the country at close quarters and also from the top.

He has delivered a large number of lectures at different forums where his speeches have been widely acclaimed.

He has never forgotten his first career with the armed forces that led him to closely observe the activities of ISI in India and he published a book under the title "Monstrous Face of ISI". His current endeavour indicates his deep insight into the global menace of terrorism and money laundering. He has been a whistle blower against corruption and landed himself in hot water a number of times. He remained undaunted and carried on with his mission. He was inspired to write another book "Judicial Activism & Accountability" to highlight the respective role of judiciary, executive and legislature in running the affairs of the state.

He has joined as Member of Union Public Service Commission on 14th October, 2004 and demitted office on February 8, 2008.

### **Ms. CHOKILA IYER**

B.A. (Economics Hons.) from the North Bengal University. Joined the Indian Foreign Service in 1964. Worked in Indian missions in Mexico and Switzerland and in various capacities in the Ministry of External Affairs. Served as High Commissioner to Seychelles, Ambassador to Mexico and Ireland. Was the Foreign Secretary from April, 2001 to June, 2002. Appointed as Vice Chairperson (with the rank of Minister of State), National Commission for Scheduled Areas and Scheduled Tribes from July, 2002 to July, 2004. Elected as Member to the UN Committee on Economic, Social and Cultural Rights (2002-04), Joined as Member, UPSC on February, 2005 and demitted office on June 28, 2007.

### **Shri K. ROY PAUL**

Shri K. Roy Paul, IAS (Retd.) obtained B.Sc. (Engineering) from University of Kerala; Diploma in Trade Promotion from Helsinki School of Economics and Diploma in Export Industry Development and Trade Promotion from World Trade Institute, New York. He joined the Indian Administrative Service in 1967 and was allotted to the Bihar Cadre. During his 37 years of government service, he held a number of important and responsible executive positions in the Government of Bihar and the Government of India.

As Joint Secretary in Ministry of Information Technology (August, 1989 to October, 1994), he was mainly instrumental in unshackling the electronics sector, especially information technology, and was closely associated with the formulation of the new Computer Software Policy in 1991, which laid the foundation for the impressive growth of software export from India.

As Additional Secretary (May, 1997 to January, 2001) and Special Secretary (February, 2001 to February, 2002) in Ministry of Environment & Forests, he was able to put in place a system for transparent and objective processing of environmental clearance for different types of projects.

As Secretary, Ministry of Civil Aviation (March, 2002 to June, 2004), he was instrumental in setting up a high level committee for drawing up a roadmap for the Indian civil aviation sector and taking other initiatives for bringing about revolutionary changes in the policy framework governing the

civil aviation sector. During his tenure as Chairman of Air India, he was able to turn around the fortunes of the company. He piloted the process of amending Airports Authority of India Act to facilitate establishment of new greenfield airports in Bangalore and Hyderabad and other places.

After retirement from government service, he was appointed Chairman of the Committee to suggest measures for improving the Airport infrastructure in the country. The recommendations of Roy Paul Committee were accepted by the Government and are now under implementation.

Was sworn in as Member, Union Public Service Commission on May 18, 2005.

### **Prof. K.S. CHALAM**

Obtained his B.A. Hons., M.A., Ph.D., B.Ed. from Andhra University and DNEP (Warsaw) from Poland. His fields of specialisation include Economics of Education, Political Economy, Public Economics and Staff Development. Member, UPSC w.e.f. June 1, 2005.

Prof. Chalam held the position of (i) Vice-Chancellor, Dravidian University, Kuppam (AP) (2005); (ii) Member, Planning Board, Govt. of M.P., (2002-04); (iii) Founder Director, UGC Academic Staff College, Andhra University, Visakhapatnam (1987-2005); (iv) Director, Swamy Ramananda Tirtha Rural Institute, Pochampally, Hyderabad (1997-98); (v) Professor of Economics, Andhra University (1990-2005).

Prof. Chalam K.S. started his career as a Lecturer in Economics. He became a Reader and Professor of Economics in Andhra University. He was instrumental in developing the concept of Staff Development in higher education and became the Founder Director of Academic Staff College, A.U. in 1987, the first in the Country. He was Vice-President, AP Economic Association, 1996; Life Member, Indian Political Economy Association; Secretary, Indian Section Amnesty International, 1984-85; President, Mahendra Degree College, Pathapatnam. He has organised 6 seminars as Director, Consultant for academic and social activist groups. He has attended the UN Conference on Racism at Tehran, Kathmandu, Cairo, Durban, South Africa. He has participated and chaired sessions of SAAPE, Colombo, Sri Lanka on Poverty in SAARC region and contributed to the publication of 'Poverty in SAARC Countries'. He has participated in the international conference on 'Privatization of Power and Water' in Bangkok in 2002. Prof. Chalam's paper on the 'Origin of Science and Technology in India' presented at the 31st South Asia Conference at Wisconsin, USA was applauded by scholars as a new field of research.

An internationally renowned expert on Staff Development, Prof. Chalam has published 20 books in English, 6 in Telugu, 88 research papers in journals including 6 in EPW and has written more than 200 edit page articles in Vaartha, Eenadu, Bhoomi & Jyothi in Telugu. His books on Political Economy and Educational Planning are offered as Text books in several universities. He is the Founder Editor of 'South India Journal of Social Sciences'. As a Staff developer, he has conducted around 300 Refresher Courses in all major disciplines of Knowledge for Lecturers and Readers in Andhra University. He is considered as Father figure in Staff Development in higher education in India.

In the field of Consultancy, Prof. Chalam has developed International contacts with Academics and NGOs to build social and academic institutions. Served as a Member, World Bank Monitoring Mission, DPEP, Govt. of India & ODA for Tamil Nadu, M.P., West Bengal & Bihar; Member, School Reforms Committee, Govt. of A.P; Member, 9th Plan Working Group on Higher Education, Govt.

of India; Member, Standing Committee, UGC-ASC, CAPART-1997-98; Expert Member, Vision 2020, HRD, Govt. of AP. NAAC, etc.; Member Tenth Plan Consultative Group on Higher Education, Planning Commission, Govt. of India.

Besides, Research guidance for the award of 10 Ph.D's and 4 M.Phil's, Prof. Chalam's research includes 10 research projects of UGC; School of Economics including Govt. of A.P.; DPEP project on Primary Education, 2000 and others. He was one of the earliest scholar to specialise in Economics of Education in 1972. This became an important branch of study in Economics as Human Development in 1990 at Andhra University. He was adjunct Professor at the Department of Education and Economics at Andhra University for a decade and has delivered several memorial lectures. He is a visiting Professor at several Universities in India.

Prof. Chalam was honoured with Distinctions & Awards such as UGC Career Award in Economics-1984; Man of the year-1994; American Biographical-Institute, USA; Vijayasree, Int. Friendship Society, 1991; State Award – Teacher with Social Consciousness, 2000; International Educator - 2004 by International Biographical Centre, Cambridge and others.

Participated in 8 international conferences including one at Frankfurt (1983), Stockton, USA (1985), Cambridge (1990), Manchester, UK (1999), three at UNWCAR-2001 and others. He has visited the countries of USA, UK, Holland, Finland, Poland, Singapore, Thailand, Malaysia, Germany, Iran, Nepal, Egypt, South Africa, Sri Lanka, East Berlin on academic pursuits.

### **Prof. E . BALAGURUSAMY**

Prof. E Balagurusamy is currently Member, Union Public Service Commission, New Delhi. He was earlier Vice-Chancellor of Anna University, Chennai – arguably the largest technological university in India (with over 245 engineering institutions under its academic guidance). He holds ME (Hons.) in Electrical Engineering and Ph.D in Systems Engineering, both from IIT, Roorkee. He is also a Fellow of Institution of Electronics and Telecommunication Engineers and a Fellow of Institution of Engineers (India).

He has devoted himself to promoting technical education, particularly computer education and training, in the country for the last three decades in all his various endeavors. His earlier assignments include distinguished stints in BHEL, HCL, Technical Teachers' Training Institute, Bhopal, Institute of Public Enterprise, Hyderabad, PSG Institute of Management, Coimbatore and Mahaveer Academy of Technology and Sciences, Bangalore.

EBG, as he is fondly referred to, was the IT Advisor to the Andhra Pradesh Government for ten years. He regarded IT as a tool for massive social and economic transformation. As an Advisor, during 1980's and early 1990's he took computer education to rural masses by setting up IT training and education centers in major towns of Andhra Pradesh. He also initiated many steps to implement IT applications in government administration and public undertakings.

He also served as a consultant to Punjab and Rajasthan Governments on Science and Technology Development.

EBG is regarded as a creator and institution builder. He has established a large number of institutions and computer centers and serves on the boards of a number of Universities and Organisations, both in India and abroad. He was one of the founders of NIIT Limited & Andhra Pradesh Technological

Services Ltd. He served as a Consultant to the United Nations Industrial Development Organisation on 'Expert Systems' from 1991 to 2005.

A prolific writer, he has authored more than thirty books on IT and computers, many of them are being prescribed as texts in Universities and Colleges throughout India. His books are very popular among students and teachers alike for their unique and distinctive learning methodology and simple writing style. He is considered as the Asia's leading programming author.

Innovation is his way of life. He believes in doing things differently rather than doing different things. In all his work he has introduced new approaches, new systems and a new philosophy in imparting technical and management education. He obtained a Ph.D degree for the innovative and pioneering work on Reliability Engineering (when the subject was at its infancy) in a record time of 14 months (from IIT, Roorkee).

Prof. Balagurusamy is known for his philosophy that "skill-based teaching begin with those skilled in teaching". A strong patriot, he says that our IT talent should be retained within the country to help develop Indian industry and economy. He has always been keen on including ethics and a value based approach to technical education and has been inculcating these into the next generation by leading an exemplary life (practices what he preaches).

A philanthropist, he has established EBG Foundation, a Charitable Trust, to serve the socially and economically deprived sections of the society. To recognize and reward talents among the young students is one of the many objectives of the Foundation.

He is a proud recipient of many awards and honours, and to cite a few: Chancellor's Best PG Student Award (1974), Khosla Research Award (1975), Distinguished Leadership Award (1988), Man of the Year Award (1992), Distinguished PSG Alumni Award (1994), World Lifetime Achievement Award (1996), Outstanding Fellow Award of Institution of Engineers (1996), Author of the Year Award (1998), Rashtria Ekta Award (1999), Vocational Excellence Award (2000), Bharat Nirman Excellence Award (2000), Bharat Vikas Award (2001), For the Sake of Honour Award (2002), Seva Ratna Award (2003), Vande Mataram Award (2004), Deed Award (2004), Higher Education and Development (Head) Award (2004), Life Achievement Award (2004), Nominated for World Technology Award (2004), Nominated for Padma Bhushan Award (2004) and (2005) by the Govt. of Tamil Nadu, Achievement Award (2004), Dr. Meghnad Saha Award (2005), Bharat Madha Fellowship (2005), and Viswa Vidyacharya, 2007.

In recognition of his accomplishments, he has been listed in the Directory of International Who's Who of Intellectuals (UK) and the Directory of Distinguished Leaders (USA).

Prof. Balagurusamy has widely travelled in India and abroad to attend meetings, seminars and conferences. His main areas of professional interest include Object-Oriented Technology, Expert Systems, Total Quality Management, Business Process Re-engineering, Technology Management, E-Business, Reliability Engineering, Management of Change and Strategic Management.

His wife, Dr. B. Sushila, a professional in Human Resources Management, ably supports EBG, in all his pursuits.

### **Mrs. SHASHI UBAN TRIPATHI**

Senior Cambridge, Delhi Public School, Mathura Road, New Delhi; B.A.(English – Hons); M.A. (English), Patna University. She is a Gold-Medalist of Patna University having topped at the Graduate and Postgraduate levels.

Joined Indian Foreign Service in 1970. During her 37 years of diplomatic career, she handled varied and important assignments in a number of countries. Her first posting abroad was as Second-Secretary and later First-Secretary (Political) in the Embassy of India, Kathmandu, Nepal from 1974-77. She served as First-Secretary (Information) in the Embassy of India, Moscow, USSR from 1977-80 where, inter-alia, she edited a popular magazine called 'INDIA' in Russian. From Moscow, she was posted as First-Secretary (Head of Chancery) and incharge of Indian Technical and Economic Cooperation (ITEC) Programme in the Embassy of India, Kabul, Afghanistan where during the critical years of 1980-83 in the background of internal strife, she assisted in the reconstruction efforts through Indian experts deputed to that country.

She took over as Deputy Director General of Indian Council for Cultural Relations (ICCR) New Delhi in 1983 – an autonomous body funded by the Ministry of External Affairs, responsible for projecting India's rich cultural heritage abroad. In the wake of the tragic Air India Kanishka crash, a special Post of Counselor (Information, Publicity and Spokesperson) was created in the High Commission of India, Ottawa, Canada to which, she was deputed from 1985-88. After a three year eventful tenure in Canada, she moved back to the neighbourhood as Deputy Consul General in the Consulate General of India, Karachi, Pakistan from 1988-92, where she put in place systems that helped in easing Visa restrictions on travel to India. From 1992-94, she served as Minister and then Deputy Chief of Mission (Political & Economic Affairs) in the Embassy of India, Bonn, Germany.

For the next ten years, she served as Head of Mission – first as Ambassador of India, Warsaw, Poland in 1994-97, where she was pivotal in reviving and rejuvenating India's relations with Poland at a time when Central European countries were becoming increasingly Euro-centric and subsequently as High Commissioner of India in Harare, Zimbabwe (1997-98). She helped prominent Indian PSUs to get a foothold in niche markets in that once prosperous African country. Her tenure as Consul General of India in New York, USA (1988-02) was marked by the entry of major Indian corporate players on the New York Stock Exchange, as also the change in the perception of India as a rising economic force. During the tragic terrorist attack of 9/11, she set up a twenty-four hour 'Crisis Centre' at the Consulate General of India to render disaster relief whose work was appreciated by the local as well as Indian Media and the Hon'ble Parliament. She was Ambassador of India in Ottawa, Canada from 2002-04 before taking over as Secretary (West), Ministry of External Affairs.

She has been a sought-after speaker and has delivered speeches on foreign affairs and on different aspects of India at various foreign universities.

She joined as Member, Union Public Service Commission in May, 2007.

### **Prof. PURUSHOTTAM AGRAWAL**

(b. 1955 at Gwalior, India), Graduation (1974 - Maharani Laxmi Bai College, Gwalior, Madhya Pradesh), MA (Political Science, 1977 - Jiwaji University, Gwalior, Madhya Pradesh), MA (Hindi Literature, 1979 - Jawaharlal Nehru University, New Delhi), Ph.D (Hindi Literature, 1985, 'The Social Meaning of Kabir's Bhakti'; Jawaharlal Nehru University, New Delhi).

Formerly Chairperson, Center of Indian Languages, School of Language, Literature and Culture Studies, Jawaharlal Nehru University, New Delhi; Chief Advisor, Hindi Textbooks (classes VI-XII), NCERT, New Delhi (2005-07), Prof. Agrawal taught at Ramjas College, University of Delhi (1982-90), edited and published "Jigyasa", an inter-disciplinary academic journal (1983-84), served as Associate Professor, Center of Indian Languages, JNU (1990-2003). Professor of Hindi Literature,

Center of Indian Languages, School of Languages, Literature and Culture Studies (SLLCS), JNU (2003-07).

He served as British Academy Visiting Professor at Faculty of Oriental Studies, Cambridge University and as Fellow of Wolfson College, Cambridge University, United Kingdom in 2002. Conducted two seminars on the "Identity discourses in the current Indian politics" at the Center of South Asian Studies, Cambridge University. Also served as Visiting Professor at El Colegio de Mexico (National College of Mexico, Mexico City) during May-July 2002. Conducted four seminars on the themes of culture and history of Indian people. In Nov.-Dec.2004, during an academic tour of the United States of America, Prof. Agrawal lectured at the Columbia University, New York; Emory University, Atlanta; Rice University, Houston. The Halle Institute of the Emory University organized a luncheon meeting in his honor, where he spoke on the post-election political scene in India.

Prof. Agrawal won Devi Shankar Awasthy Samman for "Teesra Rukh", 1996, and Mukutdhar Pandey Samman for "Sanskriti: Varchswa aur Pratiroadh", 1997. Some of the books written by Prof. Agrawal are Kabir: Sakhi aur Sabad (A collection of Kabir's poetry with an analytical introduction), Shivdan Singh Chauhan (A monograph in "Makers of Indian Literature" series published by Sahitya Akademi, Delhi), Majbooti Ka Naam Mahtma Gandhi (published version of annual Gandhi Lecture, organized by Gandhi Peace Foundation, Delhi), Nij Brahma Vichhar: Dharma Samaj aur Dharmetar Adhyatma (Essays on religion, spirituality and philosophy), Vichaar ka Ananta (a collection of theoretical and cultural essays), Teesra Rukh (A collection of literary and cultural essays), Sanskriti: Varchswa aur Pratiroadh (a collection of cultural and political essays) Hindi Nai chaal mein Dhali (edited proceedings of the international symposium organized in Patna, India on the evolution of modern Hindi)

Prof. Agrawal contributes regularly to academic journals and popular magazines on wide-ranging issues of culture, literature and current affairs. Numerous articles both in Hindi and English have been published in academic journals, popular magazines and newspapers over the last twenty-five years. He has reviewed several books in English and Hindi for Seminar, Studies in History, The Book Review, Biblio, Alochana, Hans, Kathadesh, Vasudha etc.

Prof. Agrawal served as Member in several Board of Studies; Academic, Research and Governing Council of important Universities of the Country. In many international conferences and academic events, he delivered various keynote address, presented papers, delivered lectures, spoke on important themes besides organizing an international conference on 'Evolution of Hindi'.

An active social activist and consultant, Prof. Agrawal served as Chief Advisor (2003-06) of the 'Peaceful co-existence in South Asia' project of the Aman Trust, Delhi. As a consultant to Oxfam, India (1998-2002), he had organized inter-faces of scholars, creative artists and social activists as part of the Violence Amelioration and Mitigation Project (VMAP). Of particular value have been the interfaces between Kabir-panthis and the scholars of Kabir, and conferences on the question of social identities and a dialogue on Spirituality without Religion. His writings have been included in a course 'Public intellectuals of India' offered by the College of Mexico, Mexico City.

Member, Union Public Service Commission, New Delhi since July 2, 2007.

### **Dr. K.K. PAUL**

An M.Sc (Hons) and Ph.D in Chemistry from Panjab University, Dr. Krishan Kant Paul joined IPS in 1970 and was allocated to the UT (AGMUT) Cadre. He was amongst the first Ph.Ds in

Police Service. In the context of his research work in Chemistry, he has over 20 papers published in international scientific journals of repute. He has maintained his touch with the academics and continued to write on various matters of topical interest. One of his Columns "Brass Tacks" appeared regularly in "The Tribune" and was widely read.

Dr. Krishan Kant Paul, while in the UT Cadre remained posted in A&N Islands and later as the Chief of Police in Arunachal Pradesh. He also had tenures in the Central Intelligence Agencies. While posted in Delhi, he had wide ranging experience of urban policing and was involved in handling some mega events like the Asian Games in 1982, followed by NAM and CHOGM in 1983.

Dr. Paul is credited with introduction of several new technologies in policing in Delhi and making Delhi Police into one of the most modern police forces in the country. He has had one of the longest ever tenures in Delhi as Commissioner of Police and introduced several innovative measures for the benefit of the common man. "Citizens First" was made into a guiding principle to focus on the service aspect of policing. Community policing initiatives were placed on a firm footing giving the force an orientation of a service organization rather than merely being a law and order force. In this context several pro-active policing measures were taken up.

Considering the significance of modernization and transparency, the Arms Licensing Branch of Delhi Police was modernized and was able to get an ISO certification. The recruitment process in Delhi Police has also been standardized and won an ISO certification. Procurement Wing of Delhi Police and some sections of Traffic Police have also been able to get an ISO certification. All the Police Stations were computerized and networked in a record time. A special scheme "Parivartan", to fight crimes against women was initiated which won international acclaim. The prestigious "Weber Savvy" award for Community Policing and Law Enforcement was also won by Delhi Police during his tenure. Amongst the other modernization efforts were the computerization of fingerprints and intensive use of CCTV cameras for security in public places and for management of traffic. Networking of Traffic signals through computers was also achieved.

He is the recipient of several commendations and appreciations from the Government, besides "Kathin Seva Padaks" and with Bar, President's Police Medal for Distinguished Services and Police Medal for Meritorious Services besides the Internal Security Medal.

He has joined as Member of Union Public Service Commission on July 26, 2007.

## Appendix II.

(Vide Chapter 3, 4 & 6)

### Recommendations Made by the Commission– Relating to Suitability of Candidates/ Officials

S.No.	Particulars	No. of posts/candidates finalized during		Percent Variation
		2007-08	2006-07	
<b>1.</b>	<b>Direct Recruitment by Interview</b>	<b>509</b>	<b>1,205</b>	<b>- 57.76 %</b>
a)	Engineering Posts	78	598	- 86.96 %
b)	Medical Posts	304	301	+ 1.00 %
c)	Scientific & Technical Posts	65	128	- 49.22 %
d)	Non-Technical Posts	62	178	- 65.17 %
<b>2.</b>	<b>Recruitment by Examination</b>	<b>2889 *</b>	<b>3559 #</b>	<b>-18.85 %</b>
a)	Civil Posts/ Services	1466 *	1712 #	-14.42 %
b)	Defence Services	1423	1847	- 22.96 %
<b>3.</b>	<b>Appointment by Regularisation/ Upgradation</b>	<b>8</b>	<b>1</b>	<b>+ 700.00 %</b>

\* Excluding figures yet to be filled through Reserve List.

# Including figures of posts filled through Reserve List.

## Appendix III.

(Vide Chapter 11)

### Recommendations Made by the Commission– Relating to Recruitment Rules, Service Matters etc.

S.No.	Particulars	No. of cases		
		2007-08	2006-07	Percent Variation
1.	Service Matters	25	24	+4.16%
2.	Determination of Seniority (No. of Cases)	4	10	-60.00%
3.	Reimbursement of legal expenses[Under Article 320 (3) (d)]	-	-	-
4.	Award of extra-ordinary Pension [Under Article 320 (3) (c)]	-	-	-
5.	Liberalized pension	1	-	100.00%

# Appendix IV.

(Vide Chapter 1 & 3)

## Recruitment by Examinations – Details of Recommendations Made During the Year 2007-08 for Civil Posts/ Services

Particulars	No. of Posts	No. of Candidates			Recom- mended	RPR
		Applied	Appeared	Interviewed		
<b>(a) Examinations Held During the Year</b>						
Civil Services (P) Examination, 2007	-	333680	161469	NA	NA	NA
Civil Services (Main) Examination, 2007	-	9158	8886	-	-	-
Indian Forest Service Examination, 2007	-	31887	7696	128	-	-
Engineering Services Examination, 2007	-	53711	17239	-	-	-
Special Class Railways' Apprentices Examination, 2007	25	106260	72727	106	25	1.00
Indian Economic Service/ Indian Statistical Service Examination, 2007	-	4038	1077	-	-	-
Geologists' Examination, 2007	-	2687	-	-	-	-
Central Police Forces (Assistant Commandants) Examination, 2007	-	74368	41130	-	-	-
Combined Medical Services Examination, 2008	-	25519	-	-	-	-
<b>(b) Results Declared During the Year Based on Examinations Held in Previous Year</b>						
Civil Services (Main) Examination, 2006	533	7692*	7496*W	1408	474\$	0.89
Indian Forest Service Examination, 2006	35	35601*	8882*	112*	35	1.00
Engineering Services Examination, 2006	363	65219*	16824*	930	308\$ + 1@	0.85
Indian Economic Service/ Indian Statistical Service Examination, 2006	40	4617*	1334*	56	35c	0.88
Geologists' Examination, 2006	110	3210*	1334*	273	110	1.00
Central Police Forces (Assistant Commandants) Examination, 2006	380	95433*	53896*	992	302#	0.79
Combined Medical Services Examination, 2007	201	27589*	16324	291	176##	0.88
Section Officers'/Stenographers' (Grade'B'/Grade-I) Limited Departmental Competitive Examination, 2005	-	1851*	1266*	-	\$\$	-
<b>TOTAL</b>	<b>1687</b>	<b>641308</b>	<b>326548</b>	<b>4184</b>	<b>1466</b>	<b>0.87</b>

NA Not applicable.

- Information not yet available.

\* Information already furnished in last Report, figures are not included in the total.

W Change in figures from 7495 to 7496, is due to change in community/ cancellation of candidature after appearing in the examination.

\$ Reserve List yet to be released, vacant post will be filled through Reserve List.

\$\$ The matter is sub-judice.

c Adequate No. of candidates did not qualify the standard fixed.

# 27 vacancies remained unfilled because these candidates who were in the recommending zone and had been declared either unfit or temporary unfit were not declared successful in the review medical examination. Remaining vacant posts will be filled through Reserve List.

## Shortfall is due to the fact that out of 47 SC candidates called for interview only 19 SC candidates attended the interview for 28 posts—a shortfall of 9 SC candidates. Similarly out of 21 ST candidates called for interview only 13 attended the interview for 15 posts- a shortfall of 2 ST candidates. Remaining vacant posts will be filled through the Reserve List.

@ Due to proposed operation of Reserve List for OBC candidates in due course.

## Appendix V.

(Vide Chapter 1 & 3)

### Recruitment by Examinations – Details of Recommendations Made During the Year 2007-08 for Defence Posts/ Services

Particulars	No. of Posts	No. of Candidates			Recom- mended \$	RPR
		Applied	Appeared	Interviewed		
<b>(a) Examinations Held During the Year</b>						
National Defence Academy & Naval Academy Examination, (I), 2007	335	248165	121447	2085	299	0.89
National Defence Academy & Naval Academy Examination, (II), 2007	-	105291	48810	-	-	-
Combined Defence Services Examination, (II), 2007	-	53868	30272	-	-	-
Combined Defence Services Examination, (I), 2008	-	51002	-	-	-	-
<b>(b) Results Declared During the Year Based on Examination Held in Previous Year</b>						
National Defence Academy & Naval Academy Examination, (II), 2006	335	139069*	78825*	3368	398	1.19
Combined Defence Services Examination, (II), 2006	475	63737*	38796*	5224	433	0.91
Combined Defence Services Examination, (I), 2007	518	64028*	37897	7551	293	0.57
<b>Total</b>	<b>1663</b>	<b>458326</b>	<b>238426</b>	<b>18228</b>	<b>1423</b>	<b>0.87</b>

- Information not yet available.

\* Information already furnished in the last Report, figures are not included in the total.

\$ No. of actual heads recommended.

# Appendix VI.

(Vide Chapter 3)

## Examinations Conducted by the Commission in the Year 2007-08

S.No.	Name of Examinations	No. of posts	Number of applicants				Number of candidates who actually appeared				Number of candidates interviewed/ whose service records were evaluated				Number of candidates recommended for appointment			
			Total	SC	ST	OBC	Total	SC	ST	OBC	Total	SC	ST	OBC	Total	SC	ST	OBC
(1)	(2)	(3)	(4)	(5)	(6)	(7)	(8)	(9)	(10)	(11)	(12)	(13)	(14)	(15)	(16)	(17)	(18)	(19)
1.	Civil Services (Preliminary) Examination, 2007 <sup>s</sup>	-	333680	90733	34777	97884	161469	43700	15652	49737	NA	NA	NA	NA	NA	NA	NA	NA
2.	Civil Services (Main) Examination, 2007	-	9158	1409	780	3438	8886	1361	741	3337	-	-	-	-	-	-	-	-
3.	Indian Forest Service Examination, 2007	-	31887	7442	3175	7660	7696	1757	798	2204	128	19	09	49	-	-	-	-
4.	Engineering Services Examination, 2007	-	53711	11583	4013	14831	17239	3522	1259	5115	-	-	-	-	-	-	-	-
5.	Special Class Railway Apprentices Services Examination, 2007	25	106260	16823	3516	34381	72727	7482	1441	16733	106	15	10	27	25	04	03	05
6.	Indian Economic Service/Indian Statistical Service Examination, 2007	-	4038	725	294	931	1077	164	55	254	-	-	-	-	-	-	-	-
7.	Geologists' Service Examination, 2007	-	2687	453	167	717	-	-	-	-	-	-	-	-	-	-	-	-

S.No.	Name of Examinations	No. of posts	Number of applicants				Number of candidates who actually appeared				Number of candidates Interviewed/ whose service records were evaluated				Number of candidates recommended for appointment			
			Total	SC	ST	OBC	Total	SC	ST	OBC	Total	SC	ST	OBC	Total	SC	ST	OBC
(1)	(2)	(3)	(4)	(5)	(6)	(7)	(8)	(9)	(10)	(11)	(12)	(13)	(14)	(15)	(16)	(17)	(18)	(19)
8.	National Defence Academy and Naval Academy Examination, (I), 2007	335	248165	27187	7311	79385	121447	11416	3335	38798	2085	62	13	412	299	5	2	35
9.	National Defence Academy and Naval Academy Examination, (II), 2007	-	105291	11206	2680	32637	48810	4390	959	14593	-	-	-	-	-	-	-	-
10.	Combined Defence Services Examination, (II), 2007	-	53868	5880	2340	11874	30272	2551	1108	6657	-	-	-	-	-	-	-	-
11.	Combined Defence Services Examination, (I), 2008	-	51002	5934	2097	11891	-	-	-	-	-	-	-	-	-	-	-	-
12.	Combined Medical Services Examination, 2008	-	25519	4108	1685	7413	-	-	-	-	-	-	-	-	-	-	-	-
13.	Central Police Forces (Assistant Commandants) Examination, 2007	-	74368	13225	8467	22959	41130	6028	4236	13488	-	-	-	-	-	-	-	-
<b>TOTAL</b>		<b>360</b>	<b>1099634</b>	<b>196708</b>	<b>71302</b>	<b>326001</b>	<b>510753</b>	<b>82371</b>	<b>29584</b>	<b>150916</b>	<b>2319</b>	<b>96</b>	<b>32</b>	<b>488</b>	<b>324</b>	<b>09</b>	<b>05</b>	<b>40</b>

§ Remarks: 9266 candidates qualified for the Civil Services (Main) Examination, 2007

- Information not available at present.

## Appendix VII.

(Vide Chapter 3)

### Examinations conducted by the Commission during the year 2006-07, but completed/ finalised in 2007-08

S.No.	Name of Examinations	No. of posts	Number of applicants				Number of candidates who actually appeared				Number of candidates interviewed and/or whose service records were evaluated				Number of candidates recommended for appointment			
			Total	SC	ST	OBC	Total	SC	ST	OBC	Total	SC	ST	OBC	Total	SC	ST	OBC
1.	Civil Services (Main) Examination, 2006	533	7692*	1152*	609*	2739*	7496*\$	1103*	590*	2668*\$	1408	226	99	472	474@	80	36	144
2.	Indian Forest Service Examination, 2006	35	35601*	8974*	3706*	9019*	8882*	2009*	797*	2522*	112*	17*	09*	45*	35	06	03	10
3.	Engineering Service Examination, 2006	363	65219*	13601*	4543*	17573*	16824*	2833*	974*	5105*	930	147	52	352	308+1#	56	20	93+1#
4.	Indian Economic Service/Indian Statistical Service Examination, 2006	40	4617*	751*	333*	1058*	1334*	175*	74*	329*	56	07	03	19	35	05	01	11
5.	Geologists' Examination, 2006	110	3210*	617*	184*	951*	1334*	249*	78*	390*	273	54	17	100	110	24	12	37
6.	National Defence Academy and Naval Academy Examination (II), 2006	335	139069*	13553*	3342*	42185*	78825*	7078*	1679*	23518*	3368	112	23	606	398	16	03	85
7.	Combined Defence Services Examination (II), 2006	475	63737*	6713*	2526*	14058*	38796*	3245*	1322*	8624*	5224	141	101	821	433	13	08	42

8.	Combined Defence Services Examination (I), 2007	518	64028*	7229*	2770*	14833*	37897	3484	1301	8784	7551	287	167	1356	293	04	05	28
9.	Combined Medical Services Examination, 2007	201	27589*	4238*	1739*	7899*	16324	2384	988	4824	291	19	13	100	176	19	13	59
10.	Central Police Forces Examination, 2006	380	95433*	16811*	9932*	28774*	53896*	8047*	5138*	16973*	992	85	56	346	302	52	23	76
11.	Section Officers'/ Stenographers' (Grade 'B'/ Grade-I) Limited Departmental Competitive Examination, 2005	-	1851*	265*	55*	NA	1266*	168*	35*	NA	-	-	-	-	-	-	-	-
<b>Total</b>		<b>2990</b>	<b>508046*</b>	<b>73904*</b>	<b>29739*</b>	<b>139089*</b>	<b>54221</b>	<b>5868</b>	<b>2289</b>	<b>13608</b>	<b>20093</b>	<b>1078</b>	<b>531</b>	<b>4172</b>	<b>2565</b>	<b>275</b>	<b>124</b>	<b>586</b>

\* Figures already furnished in the last Report and are not included in the Total.

\*\$ Change in figures is due to change in Community/ Cancellation of candidature after appearing in the Examination.

- Information not available at present.

# Due to proposed operation of Reserve List for OBC candidates in due course.

@ Result of one candidate withheld.

**Appendix VIII.** Direct Recruitment by Interview – Position, at a Glance, on the number of Cases/ Posts for which Requisitions were Received and Recommendations Made during 2007-08

## Appendix VIII.

(Vide Chapter 4)

### Direct Recruitment by Interview – Position, at a Glance, on the number of Cases/ Posts for which Requisitions were Received and Recommendations Made during 2007-08

S.No.	Particulars	2006-07		2007-08	
		No. of cases	No. of posts	No. of cases	No. of posts
1.	Balance carried over from previous year	369	2,049	240	1,492
2.	Fresh Requisitions received	338	1,661	389	1,551
3.	Recruitment action initiated (1+2)	707	3,710	629	3,043
4.	Requisitions sent back to the Ministries/Departments for clarifications	199	998	230	968
5.	Advertisement made for	157	928	142	506
6.	Requisitions cancelled after issue of advertisement	4	15	36	302
7.	Effective cases/posts for action (3 – 4 – 6)	504	2,697	363	1,773
8.	Recommendations made for	264	1,205 (1,059 candidates)	161	509 (418 candidates)
9.	Posts for which none of the candidates applied was found suitable	-	146	-	91
10.	Recruitment action pending at the end of the year (7 – 8)	240	1,492	202	1,264

# Appendix IX.

(Vide Chapter 3)

## Services covered by the Examinations held during 2007-08

### 1. CIVIL SERVICES (MAIN) EXAMINATION, 2007:

#### **FOR RECRUITMENT TO SERVICES AND POSTS:**

- i) Indian Administrative Service.
- ii) Indian Foreign Service.
- iii) Indian Police Service.
- iv) Indian P & T Accounts & Finance Service, Group 'A'.
- v) Indian Audit and Accounts Service, Group 'A'.
- vi) Indian Revenue Service (Customs and Central Excise), Group 'A'.
- vii) Indian Defence Accounts Service, Group 'A'.
- viii) Indian Revenue Service (I.T.), Group 'A'.
- ix) Indian Ordnance Factories Service (Assistant Works Manager, Non-Technical), Group 'A'.
- x) Indian Postal Service, Group 'A'.
- xi) Indian Civil Accounts Service, Group 'A'.
- xii) Indian Railway Traffic Service, Group 'A'.
- xiii) Indian Railway Accounts Service, Group 'A'.
- xiv) Indian Railway Personnel Service, Group 'A'.
- xv) Post of Assistant Security Officer in Railway Protection Force, Group 'A'.
- xvi) Indian Defence Estates Service, Group 'A'.
- xvii) Indian Information Service (Junior Grade), Group 'A'.
- xviii) Indian Trade Service, Group 'A' (Grade-III)
- xix) Armed Forces Headquarters Civil Service, Group 'B' (Section Officers' Grade).
- xx) Delhi, Andaman & Nicobar Islands, Lakshadweep, Daman & Diu and Dadra & Nagar Haveli Civil Service, Group 'B'.
- xxi) Delhi, Andaman & Nicobar Islands, Lakshadweep, Daman & Diu and Dadra & Nagar Haveli Police Service, Group 'B'.

### 2. ENGINEERING SERVICES EXAMINATION, 2007:

#### **COMBINED COMPETITIVE EXAMINATION FOR RECRUITMENT TO SERVICES/ POSTS:**

#### **CATEGORY I - CIVIL ENGINEERING: GROUP 'A' SERVICES/POSTS:**

- i) Indian Railway Service of Engineers.
- ii) Indian Railway Stores Service (Civil Engineering Posts).

- iii) Central Engineering Service.
- iv) Military Engineer Service (IDSE-Building and Roads Cadre).
- v) Central Water Engineering, Group 'A' Service (Civil Engineering Posts).
- vi) Central Engineering Service (Roads), Group-A (Civil Engineering Posts).
- vii) Assistant Executive Engineer (Civil Engineering Posts) in the Border Roads Engineering Service, Gr. 'A'.
- viii) Survey of India Service, Gr. 'A' (Civil Engineering Posts).

**CATEGORY II - MECHANICAL ENGINEERING:  
GROUP 'A' SERVICES/POSTS:**

- i) Indian Railway Service of Mechanical Engineers.
- ii) Indian Railway Stores Service (Mechanical Engineering Posts).
- iii) Central Water Engineering Gr. 'A' Service (Mechanical Engineering Posts).
- iv) Indian Ordnance Factories Service (Engineering Branch) (Mechanical Engineering Posts).
- v) Indian Naval Armament Service (Mechanical Engineering Posts).
- vi) Assistant Executive Engineer Group 'A' (Mechanical Engineering Posts) in the corps of EME, Ministry of Defence.
- vii) Assistant Naval Stores Officer, Grade-I (Mechanical Engineering Posts) in Indian Navy
- viii) Central Electrical & Mechanical Engineering Service (Mechanical Engineering Posts).
- ix) Assistant Executive Engineer (Electrical & Mechanical) (Mechanical Engineering Posts) in Border Roads Engineering Service, Group 'A'.
- x) Mechanical Engineering (Jr.) Group 'A' in the Geological Survey of India.

**CATEGORY III - ELECTRICAL ENGINEERING:  
GROUP 'A' SERVICES/ POSTS:**

- i) Indian Railway Service of Electrical Engineers.
- ii) Indian Railway Stores Service (Electrical Engineering Posts).
- iii) Central Electrical and Mechanical Engineering Service (Electrical Engineering Posts).
- iv) Indian Naval Armament Service (Electrical Engineering Posts).
- v) Military Engineer Service (IDSE- Electrical and Mechanical Cadre) (Electrical Engineering Posts).
- vi) Assistant Executive Engineer Group 'A' (Electrical Engineering Posts) in the Corps of E.M.E., Ministry of Defence.
- vii) Assistant Naval Stores Officer, Grade-I (Electrical Engineering Posts) in Indian Navy

**CATEGORY IV - ELECTRONICS AND TELECOMMUNICATION ENGINEERING:  
GROUP 'A' SERVICES/ POSTS:**

- i) Indian Railway Service of Signal Engineers.
- ii) Indian Railway Stores Service (Telecommunication/Electronics Engineering Posts).
- iii) Indian Ordnance Factories Service (Engineering Branch)

- (Electronics Engineering Posts).
- iv) Indian Naval Armament Service (Electronics Engineering Posts).
  - v) Assistant Executive Engineer Group 'A' (Electronics and Telecommunication Engineering Posts) in the Corps of E.M.E., Ministry of Defence.
  - vi) Engineer (GCS-Gr.'A') in Wireless Planning and Co-ordination Wing/Monitoring Organisation (Ministry of Communications & I.T., Department of Telecommunications).
  - vii) Assistant Naval Stores Officer Grade-I (Electronics & Telecommunication Engineering Posts) in Indian Navy.
  - viii) Survey of India Service Gr. 'A' (Electronics and Telecom Engineering Posts).

### **3. INDIAN FOREST SERVICE EXAMINATION, 2007:**

Indian Forest Service.

### **4. SPECIAL CLASS RAILWAY APPRENTICES' EXAMINATION, 2007**

For selection of candidates for appointment as Special Class Apprentices in the Mechanical Department of Indian Railways.

### **5. NATIONAL DEFENCE ACADEMY AND NAVAL ACADEMY EXAMINATION, (I) & (II), 2007.**

For admission to Army, Navy and Air Force Wings of the National Defence Academy and Executive Branch of Naval Academy.

### **6. COMBINED DEFENCE SERVICES EXAMINATION (II), 2007 and COMBINED DEFENCE SERVICES EXAMINATION (I), 2008.**

**FOR ADMISSION TO:**

- i) Indian Military Academy.
- ii) Naval Academy.
- iii) Air Force Academy.
- iv) Officers Training Academy, SSC Course (for Men).
- v) Officers Training Academy, SSC for Women (Non- technical) Course.

### **7. CENTRAL POLICE FORCES (ASSISTANT COMMANDANTS) EXAMINATION, 2007**

**FOR RECRUITMENT OF ASSISTANT COMMANDANTS (GROUP A) IN THE CENTRAL POLICE FORCES:**

- i) Border Security Force.
- ii) Central Reserve Police Force.
- iii) Central Industrial Security Force.
- iv) Indo- Tibetan Border Police.
- v) Sashastra Seema Bal.

**8. INDIAN ECONOMIC SERVICE/ INDIAN STATISTICAL SERVICE EXAMINATION, 2007.**

COMBINED COMPETITIVE EXAMINATION FOR RECRUITMENT TO SERVICES/ POSTS:

- i) Indian Economic Service- Grade IV
- ii) Indian Statistical Service- Grade IV

**9. GEOLOGIST'S EXAMINATION, 2007.**

FOR RECRUITMENT TO POST:

CATEGORY-I

(Posts in the Geological Survey of India, Ministry of Mines).

- i) Geologist (Junior), Group –A.

**10. COMBINED MEDICAL SERVICES EXAMINATION, 2008**

COMBINED EXAMINATION FOR RECRUITMENT TO SERVICES/ POSTS:

- i) Assistant Divisional Medical Officer in the Railways.
- ii) Assistant Medical Officer in Indian Ordnance Factories Health Service.
- iii) Junior Scale Posts in Central Health Services.
- iv) Medical Officers in the Municipal Corporation of Delhi.

# Appendix X.

(Vide Chapter 3)

## Presidents of Personality Test Boards for various Examinations

### Civil Services (Main) Examination, 2006

1. Shri Subir Dutta
2. Prof. D. P. Agrawal
3. Air Marshal (Retd.) Satish Govind Inamdar
4. Ms. Parveen Talha
5. Dr. Bhure Lal
6. Ms. Chokila Iyer
7. Shri K. Roy Paul
8. Prof. K. S. Chalam

### Engineering Services Examination, 2006

1. Shri Subir Dutta
2. Prof. D. P. Agrawal
3. Air Marshal (Retd.) Satish Govind Inamdar
4. Ms. Parveen Talha
5. Dr. Bhure Lal
6. Ms. Chokila Iyer
7. Shri K. Roy Paul
8. Prof. K. S. Chalam
9. Prof. E. Balagurusamy

### Indian Economic Service/ Indian Statistical Service Examination, 2006

1. Prof. E. Balagurusamy
2. Smt. Shashi Uban Tripathi

### Geologists' Examination, 2006

1. Air Marshal (Retd.) Satish Govind Inamdar
2. Ms. Parveen Talha
3. Dr. Bhure Lal
4. Shri K. Roy Paul
5. Prof. K. S. Chalam
6. Prof. E. Balagurusamy
7. Smt. Shashi Uban Tripathi
8. Dr. K. K. Paul

### Special Class Railway Apprentices' Examination, 2007

1. Shri K. Roy Paul
2. Smt. Shashi Uban Tripathi

### Central Police Forces (Assistant Commandants) Examination, 2006.

1. Prof. D. P. Agrawal
2. Air Marshal (Retd.) Satish Govind Inamdar
3. Ms. Parveen Talha
4. Dr. Bhure Lal
5. Sh. K. Roy Paul
6. Prof. K. S. Chalam
7. Prof. E. Balagurusamy
8. Smt. Shashi Uban Tripathi
9. Prof. Purushottam Agrawal
10. Dr. K. K. Paul

### Combined Medical Services Examination, 2007

1. Prof. D. P. Agrawal
2. Air Marshal (Retd.) Satish Govind Inamdar
3. Dr. Bhure Lal
4. Shri K. Roy Paul
5. Prof. K. S. Chalam
6. Prof. E. Balagurusamy
7. Smt. Shashi Uban Tripathi
8. Prof. Purushottam Agrawal
9. Dr. K. K. Paul

### Indian Forest Service Examination, 2007

1. Shri K. Roy Paul
2. Prof. K. S. Chalam
3. Prof. E. Balagurusamy
4. Smt. Shashi Uban Tripathi
5. Prof. Purushottam Agrawal
6. Dr. K. K. Paul

### Engineering Services Examination, 2007

1. Prof. D. P. Agrawal
2. Ms. Parveen Talha
3. Shri K. Roy Paul
4. Prof. K. S. Chalam
5. Prof. E. Balagurusamy
6. Smt. Shashi Uban Tripathi
7. Prof. Purushottam Agrawal
8. Dr. K. K. Paul

**Appendix XI.** Statement showing the Number of Candidates who appeared in Civil Services (Main) Examinations – 2006 and 2007 with Literature of an Indian Language/ Foreign Language as an Optional Subject

## Appendix XI.

(Vide Chapter 3)

### Statement showing the Number of Candidates who appeared in Civil Services (Main) Examinations – 2006 and 2007 with Literature of an Indian Language/ Foreign Language as an Optional Subject

S.No.	Language (Optional Subject)	No. of candidates who appeared in the year			
		2006		2007	
		Paper-I	Paper-II	Paper-I	Paper-II
<b>A – Literature of an Indian Language as an Optional Subject</b>					
1.	Assamese	3	3	6	6
2.	Bengali	3	3	6	6
3.	Gujarati	42	42	41	41
4.	Hindi	693	689	684	682
5.	Kannada	47	46	51	51
6.	Kashmiri	-	-	-	-
7.	Konkani	-	-	-	-
8.	Malayalam	17	16	33	33
9.	Manipuri	12	12	15	15
10.	Marathi	35	35	41	41
11.	Nepali	-	-	-	-
12.	Oriya	4	4	6	6
13.	Pali	51	49	155	153
14.	Punjabi	12	12	17	17
15.	Sanskrit	83	83	103	103
16.	Sindhi (Devnagari)	-	-	-	-
17.	Sindhi (Arabic)	-	-	-	-
18.	Tamil	201	200	262	261
19.	Telugu	94	94	118	118
20.	Urdu	13	13	21	21
21.	Dogri	1	1	1	1
22.	Maithili	6	6	7	7
23.	Santali	1	1	-	-
24.	Bodo	-	-	-	-
<b>Total A</b>		<b>1318</b>	<b>1309</b>	<b>1567</b>	<b>1562</b>
<b>B – English Literature as an Optional Subject</b>					
<b>Total B</b>		<b>25</b>	<b>25</b>	<b>24</b>	<b>24</b>
<b>C – Literature of a Foreign Language as an Optional Subject</b>					
1.	Arabic	2	2	1	1
2.	Chinese	-	-	-	-
3.	German	-	-	-	-
4.	Persian	5	5	3	3
5.	French	1	1	2	2
6.	Russian	-	-	-	-
<b>Total C</b>		<b>8</b>	<b>8</b>	<b>6</b>	<b>6</b>
<b>Total No. of Candidates opting for Literature of an Indian/ Foreign Language as an Optional Subject (A + B + C)</b>		<b>1351</b>	<b>1342</b>	<b>1597</b>	<b>1592</b>
<b>Percentage of candidates with an Indian Language as an optional subject [A] in relation to the total no. of candidates appeared (7493 in 2006 and 8884 in 2007 in General Studies Paper-I).</b>		<b>18.03%</b> <b>(1351)</b>	<b>17.91%</b> <b>(1342)</b>	<b>17.98%</b> <b>(1597)</b>	<b>17.91%</b> <b>(1592)</b>

# Appendix XII

(Vide Chapter 3)

## Comparative Statement showing the medium of writing of Examination (Indian languages/ English) of candidates who appeared in Civil Services (Main) Examinations – 2006 and 2007

SUBJECT	YEAR	Assa- mese	Ben- gali	Guj- arati	Hindi	Kann- ada	Kash- miri	Malay- alam	Mar- athi	Oriya	Punjabi	Sans- krit	Sindhi (D)	Sindhi (A)	Tamil	Telugu	Urdu	Kon- kani	Mani- puri	Nepali	Bodo	Dogri	San- tali	Mait- hili	Eng- lish	Total No. of Candi- dates	
1	2	3	4	5	6	7	8	9	10	11	12	13	14	15	16	17	18	19	20	21	22	23	24	25	26	27	
<b>COMPULSORY PAPERS</b>																											
Indian Languages	2007	22	64	68	6425	227	-	116	379	102	136	1	-	-	665	432	22	-	-	-	-	-	-	-	-	-	8659
	2006	24	41	70	5626	174	-	88	256	74	119	1	-	-	495	337	20	-	1	1	-	-	-	-	-	-	7327
ESSAY	2007	-	8	39	3738	5	-	-	76	-	1	1	-	-	101	84	2	-	-	-	-	-	-	-	-	4804	8859
	2006	-	6	43	3286	8	-	-	68	-	-	-	-	-	70	53	1	-	-	-	-	-	-	-	-	3926	7461
G.S.-I	2007	-	8	39	3751	5	-	-	76	-	1	1	-	-	101	85	2	-	-	-	-	-	-	-	-	4815	8884
	2006	-	6	43	3306	8	-	-	69	-	-	-	-	-	70	53	1	-	-	-	-	-	-	-	-	3937	7493
G.S.-II	2007	-	8	39	3741	5	-	-	76	-	1	1	-	-	101	84	2	-	-	-	-	-	-	-	-	4806	8864
	2006	-	6	43	3296	8	-	-	69	-	-	-	-	-	70	53	1	-	-	-	-	-	-	-	-	3931	7477
<b>OPTIONAL PAPERS</b>																											
Agriculture-I	2007	-	-	-	12	-	-	-	1	-	-	-	-	-	-	-	-	-	-	-	-	-	-	-	-	208	221
	2006	-	-	-	13	-	-	-	-	-	-	-	-	-	-	-	-	-	-	-	-	-	-	-	-	165	178
Agriculture-II	2007	-	-	-	12	-	-	-	1	-	-	-	-	-	-	-	-	-	-	-	-	-	-	-	-	207	220
	2006	-	-	-	13	-	-	-	-	-	-	-	-	-	-	-	-	-	-	-	-	-	-	-	-	165	178
AH&VS-I	2007	-	-	-	-	-	-	-	-	-	-	-	-	-	-	-	-	-	-	-	-	-	-	-	-	60	60
	2006	-	-	-	1	-	-	-	-	-	-	-	-	-	-	-	-	-	-	-	-	-	-	-	-	49	50
AH&VS-II	2007	-	-	-	-	-	-	-	-	-	-	-	-	-	-	-	-	-	-	-	-	-	-	-	-	60	60
	2006	-	-	-	1	-	-	-	-	-	-	-	-	-	-	-	-	-	-	-	-	-	-	-	-	49	50
Anthro- pology-I	2007	-	2	-	62	-	-	-	-	-	-	-	-	-	1	3	-	-	-	-	-	-	-	-	-	215	283
	2006	-	1	-	69	-	-	-	-	-	-	-	-	-	-	4	-	-	-	-	-	-	-	-	-	191	265
Anthro- pology-II	2007	-	2	-	62	-	-	-	-	-	-	-	-	-	1	3	-	-	-	-	-	-	-	-	-	215	283
	2006	-	1	-	68	-	-	-	-	-	-	-	-	-	-	4	-	-	-	-	-	-	-	-	-	191	264
Botany-I	2007	-	2	-	20	-	-	-	-	-	-	-	-	-	1	2	-	-	-	-	-	-	-	-	-	234	259
	2006	-	2	-	13	-	-	-	-	-	-	-	-	-	-	-	-	-	-	-	-	-	-	-	-	202	217

Appendix XII. Comparative Statement showing the medium of writing of Examination (Indian languages/ English) of candidates who appeared in Civil Services (Main) Examinations – 2006 and 2007

1	2	3	4	5	6	7	8	9	10	11	12	13	14	15	16	17	18	19	20	21	22	23	24	25	26	27
Botany-II	2007	-	2	-	19	-	-	-	-	-	-	-	-	-	1	2	-	-	-	-	-	-	-	-	234	258
	2006	-	2	-	13	-	-	-	-	-	-	-	-	-	-	-	-	-	-	-	-	-	-	-	200	215
Chemistry-I	2007	-	-	-	11	-	-	-	-	-	-	-	-	-	-	2	-	-	-	-	-	-	-	-	92	105
	2006	-	-	-	4	-	-	-	-	-	-	-	-	-	-	1	-	-	-	-	-	-	-	-	84	89
Chemistry-II	2007	-	-	-	11	-	-	-	-	-	-	-	-	-	-	2	-	-	-	-	-	-	-	-	92	105
	2006	-	-	-	4	-	-	-	-	-	-	-	-	-	-	1	-	-	-	-	-	-	-	-	84	89
Civil Engg-I	2007	-	-	-	-	-	-	-	-	-	-	-	-	-	-	-	-	-	-	-	-	-	-	-	21	21
	2006	-	-	-	-	-	-	-	-	-	-	-	-	-	-	-	-	-	-	-	-	-	-	-	23	23
Civil Engg-II	2007	-	-	-	-	-	-	-	-	-	-	-	-	-	-	-	-	-	-	-	-	-	-	-	21	21
	2006	-	-	-	-	-	-	-	-	-	-	-	-	-	-	-	-	-	-	-	-	-	-	-	23	23
Com. & Acy-I	2007	-	-	2	23	-	-	-	1	-	-	-	-	-	3	-	-	-	-	-	-	-	-	-	205	234
	2006	-	-	3	13	-	-	-	-	-	-	-	-	-	-	1	-	-	-	-	-	-	-	-	178	195
Com. & Acy-II	2007	-	-	2	23	-	-	-	1	-	-	-	-	-	3	-	-	-	-	-	-	-	-	-	204	233
	2006	-	-	3	13	-	-	-	-	-	-	-	-	-	-	1	-	-	-	-	-	-	-	-	178	195
Economics-I	2007	-	-	-	85	-	-	-	1	-	-	-	-	-	1	-	-	-	-	-	-	-	-	-	161	248
	2006	-	-	-	78	-	-	-	1	-	-	-	-	-	-	-	-	-	-	-	-	-	-	-	148	227
Economics-II	2007	-	-	-	85	-	-	-	1	-	-	-	-	-	1	-	-	-	-	-	-	-	-	-	161	248
	2006	-	-	-	78	-	-	-	1	-	-	-	-	-	-	-	-	-	-	-	-	-	-	-	148	227
Elect. Engg-I	2007	-	-	-	-	-	-	-	-	-	-	-	-	-	-	-	-	-	-	-	-	-	-	-	25	25
	2006	-	-	-	-	-	-	-	-	-	-	-	-	-	-	-	-	-	-	-	-	-	-	-	27	27
Elect. Engg-II	2007	-	-	-	-	-	-	-	-	-	-	-	-	-	-	-	-	-	-	-	-	-	-	-	25	25
	2006	-	-	-	-	-	-	-	-	-	-	-	-	-	-	-	-	-	-	-	-	-	-	-	26	26
Geography-I	2007	-	1	6	1007	-	-	-	20	-	-	-	-	-	44	24	-	-	-	-	-	-	-	-	1995	3097
	2006	-	2	8	772	1	-	-	15	-	-	-	-	-	26	18	-	-	-	-	-	-	-	-	1521	2363
Geography-II	2007	-	1	6	1006	-	-	-	19	-	-	-	-	-	43	24	-	-	-	-	-	-	-	-	1992	3091
	2006	-	2	8	770	1	-	-	15	-	-	-	-	-	26	18	-	-	-	-	-	-	-	-	1517	2357
Geology-I	2007	-	-	-	-	-	-	-	-	-	-	-	-	-	-	-	-	-	-	-	-	-	-	-	24	24
	2006	-	-	1	-	-	-	-	-	-	-	-	-	-	-	-	-	-	-	-	-	-	-	-	16	17
Geology-II	2007	-	-	-	-	-	-	-	-	-	-	-	-	-	-	-	-	-	-	-	-	-	-	-	24	24
	2006	-	-	1	-	-	-	-	-	-	-	-	-	-	-	-	-	-	-	-	-	-	-	-	16	17
History-I	2007	-	6	22	2298	3	-	-	50	-	1	-	-	-	34	38	2	-	-	-	-	-	-	-	623	3077
	2006	-	4	23	2155	4	-	-	49	-	-	-	-	-	33	22	1	-	-	-	-	-	-	-	530	2821
History-II	2007	-	6	22	2295	3	-	-	50	-	1	-	-	-	34	38	2	-	-	-	-	-	-	-	622	3073
	2006	-	4	23	2152	4	-	-	49	-	-	-	-	-	33	22	1	-	-	-	-	-	-	-	530	2818
Law-I	2007	-	-	1	84	-	-	-	-	-	-	-	-	-	2	-	-	-	-	-	-	-	-	-	184	271
	2006	-	-	-	67	-	-	-	-	-	-	-	-	-	1	-	-	-	-	-	-	-	-	-	164	232

Appendix XII. Comparative Statement showing the medium of writing of Examination (Indian languages/ English) of candidates who appeared in Civil Services (Main) Examinations – 2006 and 2007

1	2	3	4	5	6	7	8	9	10	11	12	13	14	15	16	17	18	19	20	21	22	23	24	25	26	27	
Law-II	2007	-	-	1	84	-	-	-	-	-	-	-	-	-	2	-	-	-	-	-	-	-	-	-	183	270	
	2006	-	-	-	66	-	-	-	-	-	-	-	-	-	1	-	-	-	-	-	-	-	-	-	-	164	231
Management-I	2007	-	-	-	1	-	-	-	-	-	-	-	-	-	-	-	-	-	-	-	-	-	-	-	13	14	
	2006	-	-	-	-	-	-	-	-	-	-	-	-	-	-	-	-	-	-	-	-	-	-	-	-	9	9
Management-II	2007	-	-	-	1	-	-	-	-	-	-	-	-	-	-	-	-	-	-	-	-	-	-	-	13	14	
	2006	-	-	-	-	-	-	-	-	-	-	-	-	-	-	-	-	-	-	-	-	-	-	-	-	9	9
Mathematics-I	2007	-	-	-	36	-	-	-	-	-	-	-	-	-	-	2	-	-	-	-	-	-	-	-	-	158	196
	2006	-	-	-	26	-	-	-	1	-	-	-	-	-	1	3	-	-	-	-	-	-	-	-	-	169	200
Mathematics-II	2007	-	-	-	36	-	-	-	-	-	-	-	-	-	-	2	-	-	-	-	-	-	-	-	-	157	195
	2006	-	-	-	26	-	-	-	1	-	-	-	-	-	1	3	-	-	-	-	-	-	-	-	-	169	200
Mech. Engg-I	2007	-	-	-	3	-	-	-	-	-	-	-	-	-	-	-	-	-	-	-	-	-	-	-	-	74	77
	2006	-	-	-	1	-	-	-	-	-	-	-	-	-	-	-	-	-	-	-	-	-	-	-	-	75	76
Mech. Engg-II	2007	-	-	-	3	-	-	-	-	-	-	-	-	-	-	-	-	-	-	-	-	-	-	-	-	74	77
	2006	-	-	-	1	-	-	-	-	-	-	-	-	-	-	-	-	-	-	-	-	-	-	-	-	75	76
Philosophy-I	2007	-	-	1	1261	-	-	-	7	-	-	1	-	-	-	-	-	-	-	-	-	-	-	-	-	212	1482
	2006	-	-	2	1047	-	-	-	5	-	-	-	-	-	-	-	-	-	-	-	-	-	-	-	-	188	1242
Philosophy-II	2007	-	-	1	1253	-	-	-	7	-	-	1	-	-	-	-	-	-	-	-	-	-	-	-	-	212	1474
	2006	-	-	2	1043	-	-	-	5	-	-	-	-	-	-	-	-	-	-	-	-	-	-	-	-	187	1237
Physics-I	2007	-	-	-	9	-	-	-	-	-	-	-	-	-	-	-	-	-	-	-	-	-	-	-	-	216	225
	2006	-	-	-	14	-	-	-	-	-	-	-	-	-	-	-	-	-	-	-	-	-	-	-	-	191	205
Physics-II	2007	-	-	-	9	-	-	-	-	-	-	-	-	-	-	-	-	-	-	-	-	-	-	-	-	216	225
	2006	-	-	-	14	-	-	-	-	-	-	-	-	-	-	-	-	-	-	-	-	-	-	-	-	190	204
Pol. Sc. & IR-I	2007	-	-	1	510	1	-	-	31	-	-	-	-	-	7	2	-	-	-	-	-	-	-	-	-	385	937
	2006	-	-	1	477	2	-	-	27	-	-	-	-	-	3	2	-	-	-	-	-	-	-	-	-	315	827
Pol. Sc. & IR-II	2007	-	-	1	509	1	-	-	31	-	-	-	-	-	7	2	-	-	-	-	-	-	-	-	-	385	936
	2006	-	-	1	476	2	-	-	27	-	-	-	-	-	3	2	-	-	-	-	-	-	-	-	-	316	827
Psychology-I	2007	-	-	-	13	-	-	-	5	-	-	-	-	-	1	-	-	-	-	-	-	-	-	-	-	980	999
	2006	-	-	1	10	-	-	-	2	-	-	-	-	-	-	1	-	-	-	-	-	-	-	-	-	916	930
Psychology-II	2007	-	-	-	13	-	-	-	5	-	-	-	-	-	1	-	-	-	-	-	-	-	-	-	-	976	995
	2006	-	-	1	10	-	-	-	2	-	-	-	-	-	-	1	-	-	-	-	-	-	-	-	-	912	926
Pub. Admn.-I	2007	-	-	5	769	2	-	-	6	-	-	-	-	-	12	25	-	-	-	-	-	-	-	-	-	1699	2518
	2006	-	-	4	662	1	-	-	5	-	-	-	-	-	4	7	-	-	-	-	-	-	-	-	-	1280	1963
Pub. Admn.-II	2007	-	-	5	766	2	-	-	6	-	-	-	-	-	12	24	-	-	-	-	-	-	-	-	-	1698	2513
	2006	-	-	4	659	1	-	-	5	-	-	-	-	-	4	7	-	-	-	-	-	-	-	-	-	1277	1957

1	2	3	4	5	6	7	8	9	10	11	12	13	14	15	16	17	18	19	20	21	22	23	24	25	26	27	
Sociology-I	2007	-	1	4	331	-	-	-	6	-	-	-	-	-	10	2	-	-	-	-	-	-	-	-	724	1078	
	2006	-	-	7	257	1	-	-	3	-	-	-	-	-	6	2	-	-	-	-	-	-	-	-	-	593	869
Sociology-II	2007	-	1	4	331	-	-	-	6	-	-	-	-	-	9	2	-	-	-	-	-	-	-	-	722	1075	
	2006	-	-	7	256	1	-	-	3	-	-	-	-	-	6	2	-	-	-	-	-	-	-	-	-	592	867
Statistics-I	2007	-	-	-	1	-	-	-	-	-	-	-	-	-	-	-	-	-	-	-	-	-	-	-	8	9	
	2006	-	-	-	1	-	-	-	-	-	-	-	-	-	-	-	-	-	-	-	-	-	-	-	-	7	8
Statistics-II	2007	-	-	-	1	-	-	-	-	-	-	-	-	-	-	-	-	-	-	-	-	-	-	-	8	9	
	2006	-	-	-	1	-	-	-	-	-	-	-	-	-	-	-	-	-	-	-	-	-	-	-	-	7	8
Zoology-I	2007	-	1	1	36	-	-	-	-	-	-	-	-	-	2	4	-	-	-	-	-	-	-	-	-	347	391
	2006	-	1	-	21	-	-	-	-	-	-	-	-	-	-	2	-	-	-	-	-	-	-	-	-	269	292
Zoology-II	2007	-	1	1	36	-	-	-	-	-	-	-	-	-	2	4	-	-	-	-	-	-	-	-	-	347	391
	2006	-	1	-	20	-	-	-	-	-	-	-	-	-	-	2	-	-	-	-	-	-	-	-	-	270	293
Medical Sc.-I	2007	-	-	-	-	-	-	-	-	-	-	-	-	-	-	-	-	-	-	-	-	-	-	-	-	69	69
	2006	-	-	-	-	-	-	-	-	-	-	-	-	-	-	-	-	-	-	-	-	-	-	-	-	56	56
Medical Sc.-II	2007	-	-	-	-	-	-	-	-	-	-	-	-	-	-	-	-	-	-	-	-	-	-	-	-	68	68
	2006	-	-	-	-	-	-	-	-	-	-	-	-	-	-	-	-	-	-	-	-	-	-	-	-	56	56

Appendix XII. Comparative Statement showing the medium of writing of Examination (Indian languages/ English) of candidates who appeared in Civil Services (Main) Examinations – 2006 and 2007

# Appendix XIII.

(Vide Chapter 3)

## Civil Services (Main) Examination – 2006: Profile of Candidates

1. The Civil Services Examination is conducted in two successive stages viz. the Preliminary Examination and the Main Examination. The Preliminary Examination consists of two objective type papers and is meant for initial screening only. Only those candidates who qualify at the Preliminary Examination are eligible for admission to the Main Examination. The Main Examination consists of written examination of conventional type papers and an Interview. Out of 3,83,983 candidates who had applied for the Civil Services (Preliminary) Examination, 2006, 3,75,067 were found eligible for appearing in the examination. However, 1,95,803 candidates appeared in this examination held on May 14, 2006. The re-examination for the optional subject Public Administration was held on June 18, 2006. On the basis of results of this examination, 7,766 candidates were declared qualified for taking the Main Examination. Community-wise and gender-wise details of these candidates are given in Table 1.

**Table 1 : Number of Candidates who Applied, Appeared and Qualified at the Civil Services (Preliminary) Examination, 2006**

Community	Number of Candidates								
	Applied			Appeared			Qualified		
	Male	Female	Total	Male	Female	Total	Male	Female	Total
Scheduled Castes	81,198	20,863	1,02,133	41,729	10,073	51,802	1,053	110	1,163
Scheduled Tribes	30,979	7,900	38,912	14,905	3,575	18,480	560	57	617
Other Backward Classes	88,817	22,115	1,11,031	48,631	11,500	60,131	2,618	173	2,791
General	94,969	36,746	1,31,907	47,936	17,454	65,390	2,854	341	3,195
<b>Total</b>	<b>2,95,963</b>	<b>87,624</b>	<b>3,83,983*</b>	<b>1,53,201</b>	<b>42,602</b>	<b>1,95,803</b>	<b>7,085</b>	<b>681</b>	<b>7,766</b>

\* Gender-wise data in respect of 396 candidates who applied but did not qualify, are not included in the break-up.

1.1 It may be seen from Table 1 that out of 3,83,983 candidates who applied for the Civil Services (Preliminary) Examination, 2006, only 1,95,803 or 51.0 percent of the candidates appeared for the written examination. In other words, 49.0 percent of the candidates did not turn up for the examination. Further, the drop-out rate among the candidates belonging to the Scheduled Tribes and General category was slightly higher compared to that of the Scheduled Castes and the Other Backward Classes.

2. Out of 7,766 candidates, 7,496 had appeared in the written part of Civil Services (Main) Examination, 2006 held in October – November, 2006. Based on the results of the written part of the Main Examination, 1,409 candidates had qualified for the Interview and 1,408 candidates had appeared for the same. As the candidature of eight candidates out of 7,496 candidates appeared and of two candidates out of 1,408 candidates interviewed were subsequently cancelled/withheld, the figures for the candidates appeared and candidates interviewed have been taken as 7,488 and 1,406 respectively in this study. Finally, 474 candidates were recommended by the Commission during the year under report for appointment to the civil services against 533 vacancies. The results of the remaining 59 vacancies, including of one candidate withheld, have not been declared till the end

**Appendix XIII. Civil Services (Main) Examination – 2006: Profile of Candidates**

of the year 2007-08 and therefore the figure of 474 as the number of candidates recommended, has been reckoned for this study. Community and gender wise number of candidates appeared, interviewed and recommended in the Civil Services (Main) Examination, 2006 are given in Table 2.

**Table 2 : Number of Candidates Appeared, Interviewed and Recommended - Civil Services (Main) Examination, 2006**

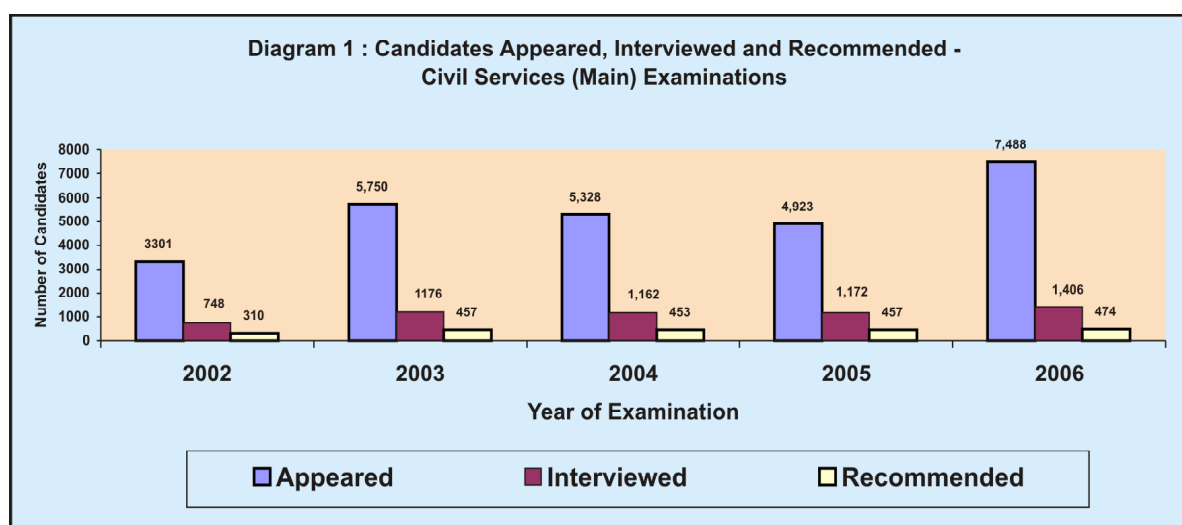
Community	Appeared			Interviewed			Recommended		
	Male	Female	Total	Male	Female	Total	Male	Female	Total
Scheduled Castes	994	108	1,102	196	29	225	67	13	80
Scheduled Tribes	532	57	589	85	14	99	25	11	36
Other Backward Classes	2,496	169	2,665	425	47	472	121	23	144
General	2,797	335	3,132	505	105	610	160	54	214
<b>Total</b>	<b>6,819</b>	<b>669</b>	<b>7,488</b>	<b>1,211</b>	<b>195</b>	<b>1,406</b>	<b>373</b>	<b>101</b>	<b>474</b>

3. A comparative statement, showing the number of vacancies (including those reserved for the Scheduled Castes, Scheduled Tribes and Other Backward Classes) to be filled up through the Civil Services Examination during the years 1997 to 2006 is given in Table 3.

**Table 3 : Year-wise Number of Vacancies - Civil Services Examinations**

Year	Number of Vacancies	Year	Number of Vacancies
1997	621	2002	310
1998	470	2003	457
1999	411	2004	453
2000	427	2005	457
2001	417	2006	533

4. The number of candidates appeared, interviewed and recommended during the last five examinations are shown in Diagram 1.



5. The success rate of candidates in the examination by broad stream of disciplines are given in Table 4.

**Table 4 : Success Rate vis-à-vis Broad Stream of Disciplines - Civil Services (Main) Examination, 2006**

Educational Qualification	Number of Candidates		Success Rate (Percent)
	Appeared	Recommended	
<b>I Bachelor Degrees</b>	<b>3,925</b>	<b>281</b>	<b>7.2</b>
(i) Humanities	1,586	73	4.6
(ii) Science	676	24	3.6
(iii) Medical Science	309	49	15.9
(iv) Engineering	1,354	135	10.0
<b>II Higher Degrees</b>	<b>3,563</b>	<b>193</b>	<b>5.4</b>
(i) Humanities	2,676	130	4.9
(ii) Science	728	42	5.8
(iii) Medical Science	50	7	14.0
(iv) Engineering	109	14	12.8
<b>Total</b>	<b>7,488</b>	<b>474</b>	<b>6.3</b>

Note: Success rate is the number of candidates recommended as a percentage of those appeared.

5.1 Thus, the success rates of candidates having higher degrees were higher than that of those with bachelor degrees in the corresponding streams of disciplines except medical science discipline. However, in totality, the success rate of candidates having higher degrees was slightly lower than that of those with bachelor degrees. It was due to lower success rate of medical science post-graduates as compared to that of medical science graduates.

6. The success rates of candidates in the examination by their academic qualifications (instead of broad stream of disciplines) are given in Table 5.

**Table 5 : Academic Qualifications of Candidates vis-à-vis Success Rate - Civil Services (Main) Examination, 2006**

Sl. No.	Academic Qualification	Number of Candidates		Success Rate (Percent)
		Appeared	Recommended	
1	B.A./B.A.(Hons.)	1,000	43	4.3
2	B.Com./B.Com.(Hons.)/B.B.M.	301	20	6.6
3	B.Sc./B.Sc.(Hons.)/B.Pharm.	627	19	3.0
4	B.Sc.(Agri.)	41	4	9.8
5	B.E./B.Tech./B.Sc.(Engg.)	1,354	135	10.0
6	L.L.B.	284	10	3.5
7	B.V.Sc. & A.H.	48	4	8.3
8	B.D.S.	23	4	17.4
9	B.C.A.	8	1	12.5
10	M.B.B.S.	222	40	18.0
11	B.I.M.S./B.A.M.S./B.U.M.S./ B.S.M.S.	14	-	-
12	B.H.M.	1	-	-
13	B.P.T.	2	1	50.0
14	M.A./M. Phil.	2,450	110	4.5
15	M.Com./M.B.A./M.P.A.	204	19	9.3
16	M.Sc.	555	28	5.0
17	M.Sc.(Agri.)	142	10	7.0
18	L.L.M.	17	1	5.9
19	M.Tech.	109	14	12.8
20	M.V.Sc. & A.H.	40	4	10.0
21	M.D.	10	3	30.0
22	M.C.A.	16	2	12.5
23	Ph.D.	20	2	10.0
<b>Total</b>		<b>7,488</b>	<b>474</b>	<b>6.3</b>

**Appendix XIII. Civil Services (Main) Examination – 2006: Profile of Candidates**

6.1 As is seen from Table 5, a total of 474 or 6.3 percent of the candidates appeared, were recommended for appointment to various civil services. Of them, 281 were graduates and 193 possessed post-graduate or higher qualifications.

7. Analysis of performance of candidates at College/University level shows that the candidates who have achieved higher level of performance in their university examination as revealed by the division obtained by them, perform better, ceteris paribus, in the competitive Civil Services Examination as is depicted in Table 6.

**Table 6 : Success Rate of Candidates by Division Obtained in Academic Qualification - Civil Services (Main) Examination, 2006**

Educational Qualification	Number of Candidates		Success Rate (Percent)
	Appeared	Recommended	
<b>First Division</b>			
1. Bachelor Degrees	2,041	192	9.4
2. Higher Degrees	1,950	145	7.4
<b>Sub Total</b>	<b>3,991</b>	<b>337</b>	<b>8.4</b>
<b>Other than First Division</b>			
1. Bachelor Degrees	1,884	89	4.7
2. Higher Degrees	1,613	48	3.0
<b>Sub Total</b>	<b>3,497</b>	<b>137</b>	<b>3.9</b>
<b>Total</b>	<b>7,488</b>	<b>474</b>	<b>6.3</b>

Note: The division secured in the highest degree obtained by the candidates, has been reckoned.

7.1 It is seen that the success rate of first divisioner candidates was significantly higher at 8.4 percent compared to 3.9 percent for candidates who obtained second or lower division at College/University level.

8. The distribution of candidates who appeared and were recommended for appointment and success rate by the optional subjects, is given in Table 7.

**Table 7 : Distribution of Candidates who Appeared vis-à-vis Recommended by Optional Subjects – Civil Services (Main) Examination, 2006**

Sl.No.	Optional Subject	Number of Candidates		Success Rate (Percent)
		Appeared	Recommended	
(1)	(2)	(3)	(4)	(5)
1	Agriculture	180	19	10.6
2	Animal Husbandry and Veterinary Science	50	5	10.0
3	Anthropology	268	17	6.3
4	Botany	219	22	10.0
5	Chemistry	89	5	5.6
6	Civil Engineering	23	1	4.3
7	Commerce and Accountancy	201	15	7.5
8	Economics	234	22	9.4
9	Electrical Engineering	28	2	7.1
10	Geography	2,384	176	7.4
11	Geology	18	1	5.6
12	History	2,860	86	3.0
13	Law	239	7	2.9
14	Management	10	3	30.0

15	Mathematics	202	20	9.9
16	Mechanical Engineering	76	8	10.5
17	Medical Science	56	14	25.0
18	Philosophy	1,279	58	4.5
19	Physics	210	11	5.2
20	Political Science and International Relations	850	48	5.6
21	Psychology	938	109	11.6
22	Public Administration	2,003	152	7.6
23	Sociology	881	52	5.9
24	Statistics	10	-	-
25	Zoology	295	21	7.1
26	Literature of Assamese Language	3	-	-
27	Literature of Bengali Language	3	-	-
28	Literature of English Language	25	2	8.0
29	Literature of Gujarati Language	42	5	11.9
30	Literature of Hindi Language	713	24	3.4
31	Literature of Kannada Language	48	8	16.7
32	Literature of Malayalam Language	17	2	11.8
33	Literature of Manipuri Language	12	-	-
34	Literature of Marathi Language	35	4	11.4
35	Literature of Oriya Language	4	1	25.0
36	Literature of Pali Language	52	6	11.5
37	Literature of Persian Language	5	-	-
38	Literature of Punjabi Language	12	2	16.7
39	Literature of Sanskrit Language	83	1	1.2
40	Literature of Tamil Language	202	11	5.4
41	Literature of Telugu Language	94	6	6.4
42	Literature of Urdu Language	13	1	7.7
43	Literature of Dogri Language	1	-	-
44	Literature of Maithili Language	5	-	-
45	Literature of Santhali Language	1	-	-
46	Literature of Arabic Language	2	1	50.0
47	Literature of French Language	1	-	-

Note : The top ten subjects according to the success rate, where 100 or more candidates appeared, have been coloured.

#### 8.1 The following points emerge from Table 7:

- (i) History was the most preferred subject among the optional subjects chosen by the candidates, followed by Geography and Public Administration.
- (ii) Amongst the subjects opted by 100 or more candidates, the highest percentage of successful candidates had opted for Psychology (11.6 percent) followed by Agriculture (10.6 percent) and Botany (10.0 percent).
- (iii) Subjects relating to Humanities including literature of languages were opted by 86.4 percent of successful candidates, Science by 10.4 percent, Medical Sciences by 2.0 percent and Engineering by 1.2 percent. Amongst the candidates recommended for appointment, the highest percentage of candidates at 42.8 percent had Humanities as academic background,

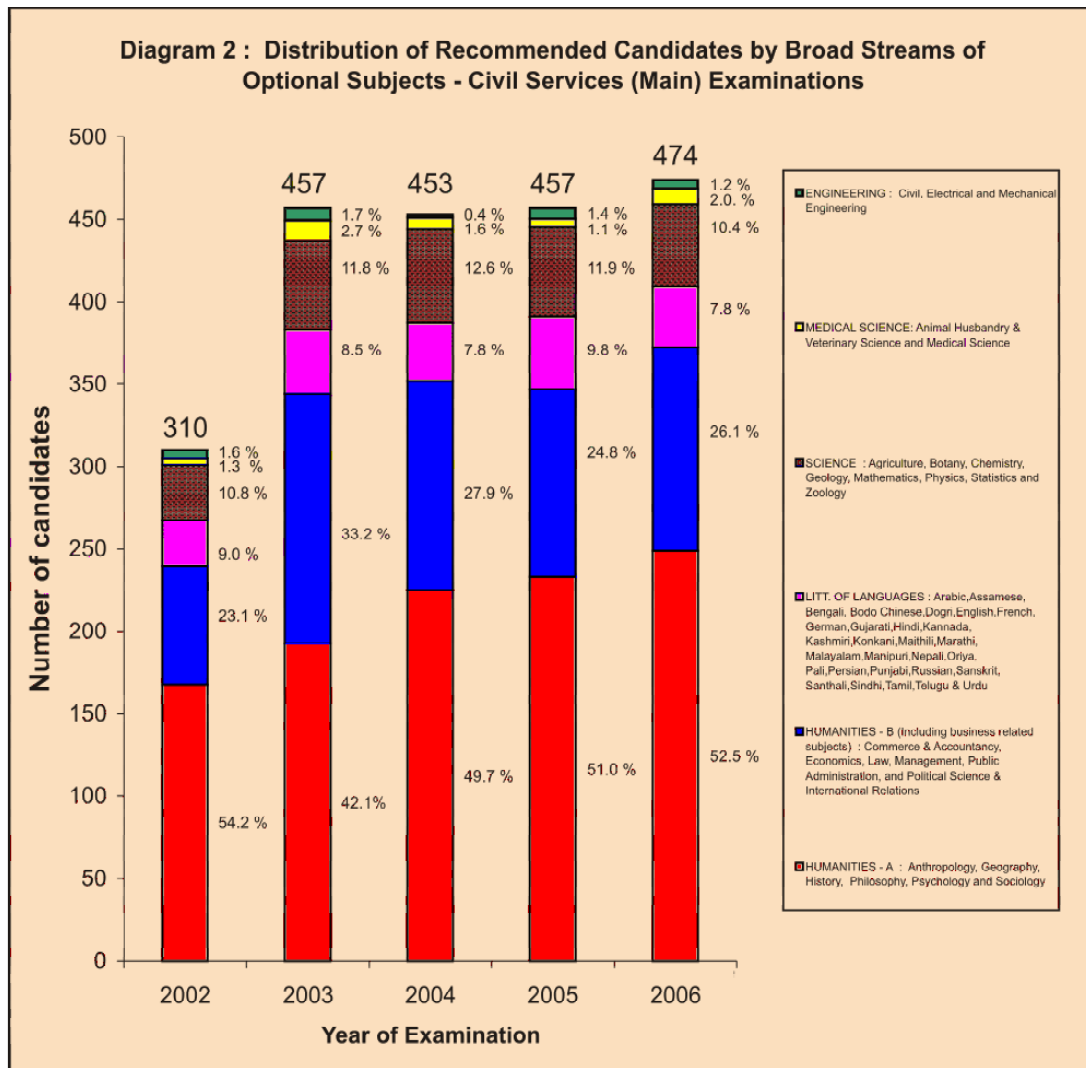
**Appendix XIII. Civil Services (Main) Examination – 2006: Profile of Candidates**

followed by Engineering at 31.5 percent, Science at 13.9 percent and Medical Sciences at 11.8 percent.

- (iv) This indicates that certain number of successful candidates having academic qualifications in Engineering, Medical and Science subjects had made cross-domain shift and opted for Humanities subjects in the competitive examination.

8.2 For the first time, Literature of Bodo Language, Literature of Dogri Language, Literature of Maithili Language and Literature of Santhali Language were added in the list of optional subjects for Civil Services (Main) Examination, 2006.

8.3 Distribution of candidates recommended by broad streams of optional subjects chosen by them in the last five Civil Services (Main) Examinations is shown in Diagram 2.



9. A disaggregated analysis of the candidates recommended for appointment shows that 80 candidates or 16.9 percent belonged to the Scheduled Castes community, 36 candidates or 7.6 percent to the Scheduled Tribes, 144 candidates or 30.4 percent to the Other Backward Classes and 214 candidates or 45.1 percent to General category. The community and age-wise break-up of the candidates recommended is given in Table 8.

**Table 8 : Community, Age and Gender-wise Distribution of Candidates Recommended - Civil Services (Main) Examination, 2006 [Age reckoned as on 01-08-2006]**

Community	Recommended Candidates			Age - Group									
				21-24 years		24-26 years		26-28 years		28-30 years		30 year & above	
	M	F	T	M	F	M	F	M	F	M	F	M	F
SC	67	13	80	5	1	13	6	19	1	14	4	16	1
ST	25	11	36	1	3	2	4	12	3	7	1	3	-
OBC	121	23	144	7	4	29	4	36	7	32	4	17	4
General	160	54	214	15	15	40	13	60	17	43	9	2	-
<b>TOTAL</b>	<b>373</b>	<b>101</b>	<b>474</b>	<b>28</b>	<b>23</b>	<b>84</b>	<b>27</b>	<b>127</b>	<b>28</b>	<b>96</b>	<b>18</b>	<b>38</b>	<b>5</b>

M → Male ; F → Female; T → Total

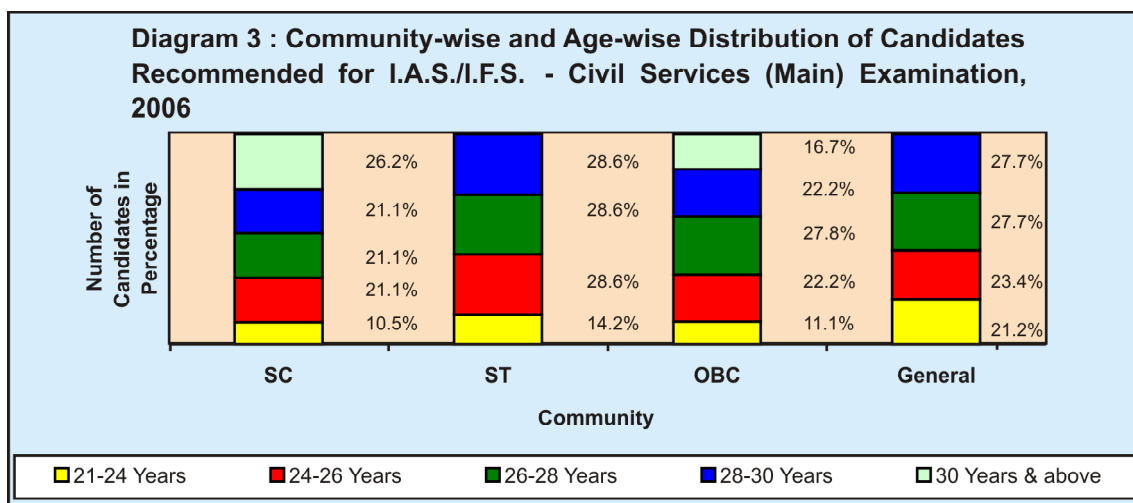
9.1 It is seen from Table 8 that the highest percentage of candidates recommended belonged to the age group of 26 – 28 years (32.7 percent), followed by 28 – 30 years (24.0 percent), 24 – 26 years (23.4 percent), 21 – 24 years (10.8 percent) and 30 years and above (9.1 percent).

10. The community and age-wise distribution of the candidates who have been recommended for the Indian Administrative Service (I.A.S.)/Indian Foreign Service (I.F.S.) is given in Table 9.

**Table 9 : Candidates Recommended for I.A.S./I.F.S. by Age and Community - Civil Services (Main) Examination, 2006 [Age reckoned as on 01-08-2006]**

Community	Candidates recommended for		Age - Group									
			21-24 years		24-26 years		26-28 years		28-30 years		30 years & above	
	IAS	IFS	IAS	IFS	IAS	IFS	IAS	IFS	IAS	IFS	IAS	IFS
SC	14	5	1	1	2	2	2	2	4	-	5	-
ST	7	-	1	-	2	-	2	-	2	-	-	-
OBC	31	5	3	1	6	2	10	-	6	2	6	-
General	37	10	8	2	8	3	9	4	12	1	-	-
<b>TOTAL</b>	<b>89</b>	<b>20</b>	<b>13</b>	<b>4</b>	<b>18</b>	<b>7</b>	<b>23</b>	<b>6</b>	<b>24</b>	<b>3</b>	<b>11</b>	<b>-</b>

10.1 Community and age-wise distribution of candidates recommended for I.A.S./I.F.S. is shown in Diagram 3.



**Appendix XIV. Civil Services (Main) Examination – 2006: Profile of Candidates**

11. Out of 669 female candidates who appeared in the examination, 101 were recommended for appointment, registering a success rate at 15.1 percent. As against this, 373 out of 6,819 male candidates were recommended which represents a success rate at 5.5 percent. Thus, the success rate of female candidates was significantly higher than that of male candidates.

12. The community and gender-wise success rate of candidates is given in Table 10:

**Table 10 : Community and Gender-wise Success Rate of Candidates - Civil Services (Main) Examination, 2006**

Community	Appeared Candidates			Recommended Candidates			Success Rate (Percent)		
	Male	Female	Total	Male	Female	Total	Male	Female	Total
SC	994	108	1,102	67	13	80	6.7	12.0	7.3
ST	532	57	589	25	11	36	4.7	19.3	6.1
OBC	2,496	169	2,665	121	23	144	4.8	13.6	5.4
General	2,797	335	3,132	160	54	214	5.7	16.1	6.8
<b>Total</b>	<b>6,819</b>	<b>669</b>	<b>7,488</b>	<b>373</b>	<b>101</b>	<b>474</b>	<b>5.5</b>	<b>15.1</b>	<b>6.3</b>

12.1 It is seen from Table 10 that the performance of female candidates belonging to various communities viz. Scheduled Castes, Scheduled Tribes, Other Backward Classes or General category was better than that of male candidates of corresponding community.

13. Out of a total of 7,233 persons with disabilities who applied for the Civil Services (Preliminary) Examination, 2006, 3,632 appeared and 228 qualified at the examination. Out of them, 196 physically challenged persons appeared in the Civil Services (Main) Examination, 2006 and 61 such persons qualified at the examination and 18 such candidates were recommended for appointment. Of them, two belonged to Scheduled Castes, three to Other Backward Classes and 13 to General community. This includes five female candidates recommended for appointment. Further, four such candidates qualified at the examination in their first attempt.

14. The community and gender-wise number of attempts made by the candidates for the examination are given in Table 11.

**Table 11 : Number of Attempts by the Recommended Candidates : Community and Gender-wise - Civil Services (Main) Examination, 2006**

Community	Gender	Number of Attempts Made by the Recommended Candidates								Total
		1	2	3	4	5	6	7	8 & above	
SC	Male	3	5	11	15	8	9	3	13	67
	Female	1	3	1	2	1	-	3	2	13
ST	Male	-	2	1	3	8	5	2	4	25
	Female	1	2	2	2	3	1	-	-	11
OBC	Male	2	13	26	31	24	16	9	-	121
	Female	3	4	3	6	3	2	2	-	23
General	Male	18	40	46	56	-	-	-	-	160
	Female	12	17	12	13	-	-	-	-	54
<b>Total</b>	Male	23	60	84	105	40	30	14	17	373
	Female	17	26	18	23	7	3	5	2	101
<b>Total</b>		<b>40</b>	<b>86</b>	<b>102</b>	<b>128</b>	<b>47</b>	<b>33</b>	<b>19</b>	<b>19</b>	<b>474</b>

14.1 It follows from Table 11 that only 8.4 percent of candidates could qualify at the examination in the first attempt. However, in the second, third and fourth attempts, the percentage of recommended candidates was 18.1 percent, 21.5 percent and 27.0 percent respectively. Further the female candidates, on an average, qualified at the examination in lesser number of attempts compared to those of the male candidates.

15. The University/Institution-wise number of candidates appeared vis-à-vis recommended are given in Appendix - XIV respectively.

## Appendix XIV.

(Vide Chapter 3)

### University/ Institution-wise Number of Candidates Appeared vis-à-vis Recommended on the basis of Civil Services (Main) Examination – 2006

**Table 1 : University/ Institution-wise Number of Candidates Appeared vis-à-vis Recommended on the basis of Civil Services (Main) Examination – 2006**

S. No.	Name of University/ Institution	Number of candidates	
		Appeared	Recommended
(1)	(2)	(3)	(4)
1.	University of Delhi, Delhi	595	51
2.	Jawaharlal Nehru University, New Delhi	247	32
3.	Panjab University, Chandigarh, Punjab	142	20
4.	University of Rajasthan, Jaipur, Rajasthan	420	18
5.	University of Allahabad, Allahabad, U.P.	741	16
6.	Indian Institute of Technology Delhi, New Delhi	85	13
7.	Indian Institute of Technology Kanpur, U.P.	87	12
8.	University of Pune, Pune, Maharashtra	95	11
9.	University of Lucknow, Lucknow, U.P.	255	10
10.	Indian Agricultural Research Institute, New Delhi	53	9
11.	University of Madras, Chennai, T.N.	117	9
12.	Gujarat University, Ahmedabad, Gujarat	50	8
13.	Maharshi Dayanand Saraswati University, Ajmer, Rajasthan	108	8
14.	Patna University, Patna, Bihar	132	8
15.	Rashtrasant Tukadoji Maharaj Nagpur University, Nagpur, Maharashtra	45	7
16.	Jawaharlal Nehru Technological University, Hyderabad, A.P.	48	7
17.	Maharshi Dayanand University, Rohtak, Haryana	62	7
18.	Bangalore University, Bangalore, Karnataka	63	7
19.	University of Kerala, Thiruvananthapuram, Kerala	20	6
20.	Tamil Nadu Dr M.G.R. Medical University, Chennai, T.N.	35	6
21.	Chhatrapati Shahuji Maharaj University, Kanpur, U.P.	335	6
22.	University of Jammu, Jammu, J&K	19	5
23.	Baba Farid University of Health Sciences, Faridkot, Punjab	21	5
24.	Anna University, Chennai, T.N.	27	5
25.	Tamil Nadu Agricultural University, Coimbatore, T.N.	37	5
26.	Kurukshetra University, Kurukshetra, Haryana	57	5
27.	Indian Institute of Technology Roorkee, Roorkee, Uttarakhand	60	5
28.	University of Mumbai, Mumbai, Maharashtra	102	5
29.	Dr Bhim Rao Ambedkar University, Agra, U.P.	117	5
30.	Maharashtra University of Health Sciences, Nashik, Maharashtra.	10	4
31.	Cochin University of Science & Technology, Kochi, Kerala.	12	4
32.	Birla Institute of Technology and Science, Pilani, Rajasthan	13	4
33.	Indian Institute of Technology Bombay, Mumbai, Maharashtra	19	4
34.	Thapar Institute of Engineering & Technology, Patiala, Punjab	23	4
35.	Indian Institute of Technology Kharagpur, W.B.	30	4

**Appendix XIV. University/ Institution-wise Number of Candidates Appeared  
vis-à-vis Recommended on the basis of Civil Services (Main) Examination – 2006**

S. No.	Name of University/ Institution	Number of candidates	
		Appeared	Recommended
(1)	(2)	(3)	(4)
36.	Shivaji University, Kolhapur, Maharashtra	35	4
37.	Indira Gandhi National Open University, New Delhi	42	4
38.	Bharathiar University, Coimbatore, T.N.	55	4
39.	Madurai-Kamaraj University, Madurai, T.N.	60	4
40.	Ch. Charan Singh University, Meerut, U.P.	107	4
41.	V. B. S. Purvanchal University, Jaunpur, U.P.	165	4
42.	Indian Institute of Technology Guwahati, Assam	6	3
43.	Birla Institute of Technology, Mesra, Ranchi, Jharkhand	12	3
44.	Dr Babasaheb Ambedkar Marathwada University, Aurangabad, Maharashtra	16	3
45.	Uttar Pradesh Technical University, Lucknow, U.P.	18	3
46.	Rajiv Gandhi University of Health Sciences Karnataka, Bangalore, Karnataka	23	3
47.	Indian Institute of Technology Madras, Chennai, T.N.	26	3
48.	Lalit Narayan Mithila University, Darbhanga, Bihar	29	3
49.	Bharathidasan University, Tiruchirappalli, T.N.	45	3
50.	Banaras Hindu University, Varanasi, U.P.	139	3
51.	Kakatiya University, Warangal, A.P.	13	2
52.	Tamil Nadu Veterinary & Animal Sciences University, Chennai, T.N.	14	2
53.	Sambalpur University, Sambalpur, Orissa	15	2
54.	Indian Veterinary Research Institute, Izatnagar, U.P.	16	2
55.	Karnatak University, Dharwad, Karnataka	20	2
56.	Govind Ballabh Pant University of Agriculture and Technology, Pantnagar, Uttarakhand	23	2
57.	Utkal University, Bhubaneswar, Orissa	25	2
58.	Devi Ahilya Vishwavidyalaya, Indore, M.P.	32	2
59.	Jiwaji University, Gwalior, M.P.	32	2
60.	Barkatullah Vishwavidyalaya, Bhopal, M.P.	37	2
61.	Himachal Pradesh University, Shimla, H.P.	47	2
62.	Tilka Manjhi Bhagalpur University, Bhagalpur, Bihar	48	2
63.	Pt. Ravishankar Shukla University, Raipur, Chhatisgarh	52	2
64.	Andhra University, Visakhapatnam, A.P.	56	2
65.	Osmania University, Hyderabad, A.P.	60	2
66.	Jai Narain Vyas University, Jodhpur, Rajasthan.	71	2
67.	Dr Ram Manohar Lohia Avadh University, Faizabad, U.P.	114	2
68.	Central Agricultural University, Imphal, Manipur	1	1
69.	Tata Institute of Social Sciences, Mumbai, Maharashtra	1	1
70.	Banasthali Vidyapith, Banasthali, Rajasthan	2	1
71.	Gurukul Kangri Vishwavidyalaya, Haridwar, Uttarakhand	2	1
72.	Madhya Pradesh Bhoj (Open) University, Bhopal, M.P.	2	1
73.	University of Kashmir, Srinagar, J&K	2	1
74.	All India Institute of Medical Sciences, New Delhi	3	1
75.	Bhavnagar University, Bhavnagar, Gujarat	3	1
76.	Karnataka State Open University, Mysore, Karnataka	3	1
77.	Berhampur University, Berhampur, Orissa	4	1
78.	Dr. B.R. Ambedkar National Institute of Technology, Jalandhar, Punjab	4	1
79.	Nagaland University, Kohima, Nagaland	4	1

**Appendix XIV. University/ Institution-wise Number of Candidates Appeared vis-à-vis Recommended on the basis of Civil Services (Main) Examination – 2006**

S. No.	Name of University/ Institution	Number of candidates	
		Appeared	Recommended
(1)	(2)	(3)	(4)
80.	Kerala Agricultural University, Thrissur, Kerala	5	1
81.	Gauhati University, Guwahati, Assam	6	1
82.	Guru Gobind Singh Indraprastha University, Delhi.	6	1
83.	Manipal Academy of Higher Education, Manipal, Karnataka	6	1
84.	Sikkim Manipal University of Health, Medical and Technological Sciences, Gangtok, Sikkim	6	1
85.	Mangalore University, Mangalore, Karnataka	7	1
86.	Manipur University, Imphal, Manipur	7	1
87.	Tamil Nadu Dr Ambedkar Law University, Chennai, T.N.	7	1
88.	Dayalbagh Educational Institute, Agra, U.P.	8	1
89.	Orissa University of Agriculture and Technology, Bhubaneswar, Orissa	8	1
90.	The Maharaja Sayajirao University Of Baroda, Vadodara, Gujarat	8	1
91.	Veer Narmad South Gujarat University, Surat, Gujarat	9	1
92.	University of Mysore, Mysore, Karnataka	11	1
93.	Indian Institute of Science, Bangalore, Karnataka	12	1
94.	N.T.R. University of Health Sciences, Vijayawada, A.P.	13	1
95.	Rajasthan Agricultural University, Bikaner, Rajasthan	13	1
96.	Guru Nanak Dev University, Amritsar, Punjab	14	1
97.	National Dairy Research Institute, Karnal, Haryana	16	1
98.	University of Agricultural Sciences, Bangalore, Karnataka	16	1
99.	University of Agricultural Sciences, Dharwad, Karnataka	16	1
100.	Aligarh Muslim University, Aligarh, U.P.	17	1
101.	University of Calicut, Kozhikode, Kerala	17	1
102.	Ch. Charan Singh Haryana Agricultural University, Hisar, Haryana	18	1
103.	Kumaun University, Nainital, Uttarakhand	23	1
104.	Acharya Nagarjuna University, Nagarjunanagar, A.P.	24	1
105.	Mahatma Gandhi University, Kottayam, Kerala	24	1
106.	Punjabi University, Patiala, Punjab	24	1
107.	Mohanlal Sukhadia University, Udaipur, Rajasthan	27	1
108.	Sant Gadga Baba Amravati University, Amravati, Maharashtra	27	1
109.	Visveswaraiah Technological University, Belgaum, Karnataka.	27	1
110.	Rajiv Gandhi Pradyogiki Vishwavidyalaya, Bhopal, M.P.	28	1
111.	Punjab Technical University, Jalandhar, Punjab	29	1
112.	Acharya N.G. Ranga Agricultural University, Hyderabad, A.P.	34	1
113.	Guru Ghasidas University, Bilaspur, Chhattisgarh	36	1
114.	University of Calcutta, Kolkata, W.B.	38	1
115.	Annamalai University, Annamalaiagar, T.N.	40	1
116.	Hemwati Nandan Bahuguna Garhwal University, Srinagar, Uttarakhand	42	1
117.	Bundelkhand University, Jhansi, U.P.	48	1
118.	Vinoba Bhawe University, Hazaribagh, Jharkhand	53	1
119.	M. J. P. Rohilkhand University, Bareilly, U.P.	64	1
120.	Deendayal Upadhyaya Gorakhpur University, Gorakhpur, U.P.	129	1
121.	Magadh University, Bodh Gaya, Bihar	141	1
<b>Total</b>			<b>474</b>

**Notes:**

- (i) Universities/ Institutions have been arranged in descending order of the number of candidates recommended  
(ii) The University/ Institution from which the candidates have obtained the highest degree, has been reckoned.

**Appendix XIV. University/ Institution-wise Number of Candidates Appeared vis-à-vis Recommended on the basis of Civil Services (Main) Examination – 2006**

**Table 2 : University/ Institution-wise Success Rate of Candidates – Civil Services (Main) Examination – 2006**

S. No.	Name of University/ Institution	Number of candidates		Success Rate (Percent)
		Appeared	Recommended	
(1)	(2)	(3)	(4)	(5)
1	University of Kerala, Thiruvananthapuram, Kerala	20	6	30.0
2	University of Jammu, Jammu, J&K	19	5	26.3
3	Baba Farid University of Health Sciences, Faridkot, Punjab	21	5	23.8
4	Anna University, Chennai, T.N.	27	5	18.5
5	Tamil Nadu Dr M.G.R. Medical University, Chennai, T.N.	35	6	17.1
6	Indian Agricultural Research Institute, New Delhi	53	9	17.0
7	Gujarat University, Ahmedabad, Gujarat	50	8	16.0
8	Rashtrasant Tukadoji Maharaj Nagpur University, Nagpur, Maharashtra	45	7	15.6
9	Indian Institute of Technology Delhi, New Delhi	85	13	15.3
10	Jawaharlal Nehru Technological University, Hyderabad, A.P.	48	7	14.6
11	Panjab University, Chandigarh, Punjab	142	20	14.1
12	Indian Institute of Technology Kanpur, U.P.	87	12	13.8
13	Tamil Nadu Agricultural University, Coimbatore, T.N.	37	5	13.5
14	Jawaharlal Nehru University, New Delhi	247	32	13.0
15	University of Pune, Pune, Maharashtra	95	11	11.6
16	Maharshi Dayanand University, Rohtak, Haryana	62	7	11.3
17	Bangalore University, Bangalore, Karnataka	63	7	11.1
18	Kurukshetra University, Kurukshetra, Haryana	57	5	8.8
19	University of Delhi, Delhi	595	51	8.6
20	Indian Institute of Technology Roorkee, Roorkee, Uttarakhand	60	5	8.3
21	University of Madras, Chennai, T.N.	117	9	7.7
22	Maharshi Dayanand Saraswati University, Ajmer, Rajasthan	108	8	7.4
23	Patna University, Patna, Bihar	132	8	6.1
24	University of Mumbai, Mumbai, Maharashtra	102	5	4.9
25	University of Rajasthan, Jaipur, Rajasthan	420	18	4.3
26	Dr Bhim Rao Ambedkar University, Agra, U.P.	117	5	4.3
27	University of Lucknow, Lucknow, U.P.	255	10	3.9
28	University of Allahabad, Allahabad, U.P.	741	16	2.2
29	Chhatrapati Shahuji Maharaj University, Kanpur, U.P.	335	6	1.8

**Notes:**

- (i) Universities/ Institutions have been arranged in descending order of the success rate of their candidates.
- (ii) Only those Universities/ Institutions from which five or more candidates were recommended, have been depicted.
- (iii) The University/ Institution from which the candidates have obtained the highest degree, has been reckoned.

# Appendix XV.

(Vide Chapter 3)

## Engineering Services Examination – 2006: Profile of Candidates #

1. The Engineering Services Examination is conducted by the Commission in two stages – the written examination followed by the Personality Test. The written examination consists of three objective type and two conventional type papers and carries a total of 1,000 marks whereas the Personality Test carries a maximum of 200 marks. Only those candidates who qualify at the written examination are eligible to attend the Personality Test.

2. The number of vacancies reported by the Government for filling up the posts in four disciplines of engineering through the Engineering Services Examination, 2006 are as follows:

<b>Discipline</b>	<b>Number of Vacancies</b>	
(i) Civil Engineering	-	163
(ii) Mechanical Engineering	-	105
(iii) Electrical Engineering	-	55
(iv) Electronics and Telecommunication Engineering	-	40
	<b>Total</b>	<b>- 363</b>

3. Out of 65,219 candidates who had applied for the Engineering Services Examination 2006, 16,824 candidates appeared at the written examination. On the basis of results of this examination, 1,009 candidates were declared qualified. Of those, 930 candidates attended the Personality Test and 308 candidates were recommended for appointment to the various engineering services/posts. The result of remaining 55 vacancies has not been declared till the end of the year 2007-08 and therefore the figure of 308 as the number of candidates recommended, has been reckoned for this study. Community wise details of the candidates applied and appeared in written part of the examination are given in Table 1.

**Table 1 : Number of Candidates Who Applied and Appeared – Engineering Services Examination – 2006**

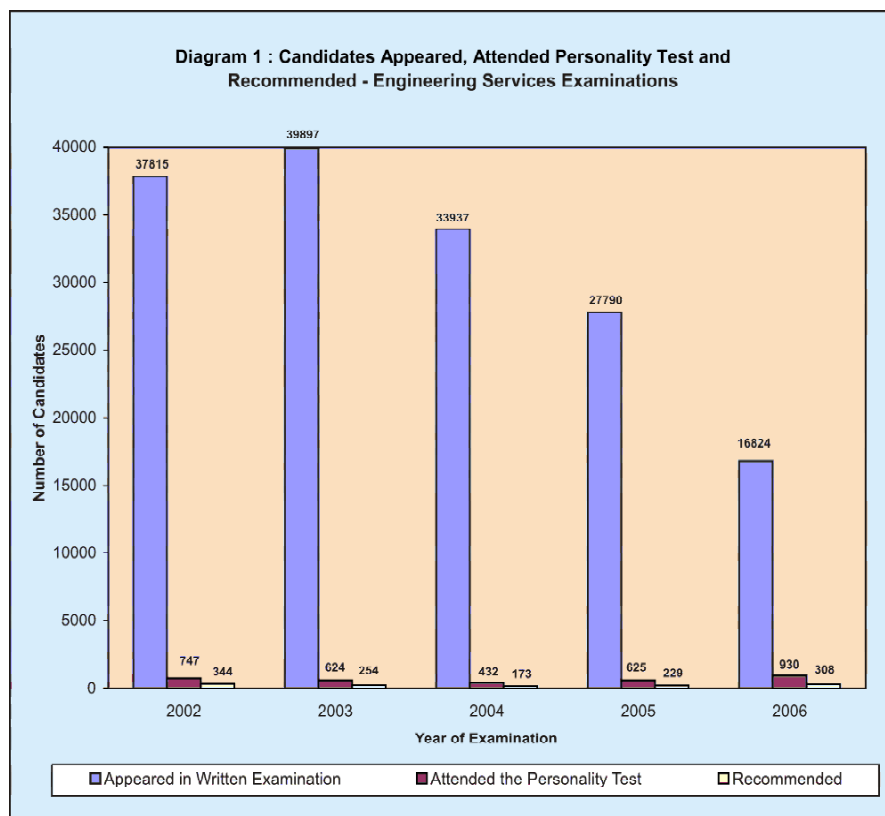
<b>Community</b>	<b>Number of Candidates</b>		
	<b>Applied</b>	<b>Appeared</b>	<b>Drop-out Rate (%)</b>
Scheduled Castes	13,601	2,833	79.2
Scheduled Tribes	4,543	974	78.6
Other Backward Classes	17,573	5,105	70.9
General	29,424	7,912	73.1
<b>Total</b>	<b>65,219*</b>	<b>16,824</b>	<b>74.2</b>

\* Community-wise data in respect of 78 candidates who applied but did not qualify, are not included in the break-up.

3.1 It is seen from Table 1 that out of 65,219 candidates who applied for the Engineering Services Examination, 2006, only 16,824 or 25.8% of the candidates appeared for the written examination. In other words, 74.2% of the candidates did not turn up for the examination. Further, the drop-out rate among the candidates belonging to the Scheduled Castes and the Scheduled Tribes was higher compared to that of the Other Backward Classes and General category.

# Profile of 33 candidates who were recommended subsequently through the Engineering Services Examination, 2005 is given at para 13.

3.2 The number of candidates appeared at the written examination, attended the Personality Test and recommended for appointment in the last five examinations are shown in Diagram 1.



4. The distribution of candidates by their academic qualifications (i.e. higher qualifications vis-à-vis minimum prescribed qualifications) and division at College/University level in respect of candidates who attended the Personality Test and were recommended, is given in Table 2.

**Table 2 : Number of Candidates by Academic Qualifications and Division – Engineering Services Examination – 2006**

Academic Qualifications	Candidates Attended the Personality Test			Candidates Recommended		
	First Division	Other than First Division	Total	First Division	Other than First Division	Total
Bachelor Degrees	597	116	713	211	27	238
Higher Degrees	203	14	217	67	3	70
<b>Total</b>	<b>800</b>	<b>130</b>	<b>930</b>	<b>278</b>	<b>30</b>	<b>308</b>

Note: The division secured in the highest degree obtained by candidates, has been reckoned for the purpose of collating the above data.

4.1 It follows from Table 2 that while 77.3 percent of the candidates recommended for appointment were graduates, remaining 22.7 percent possessed higher qualifications. Further, the percentage of graduates and higher degree holders among the candidates who attended the Personality Test, was 76.7 percent and 23.3 percent respectively.

**Appendix XV. Engineering Services Examination – 2006: Profile of Candidates**

4.2 It is seen from Table 2 that out of 308 candidates recommended for appointment, 278 candidates or 90.3 percent were having first division and 30 candidates or 9.7 percent were having second or lower division at College/University level. Further, the percentage of first divisioner candidates among the candidates who attended the Personality Test was 86.0 percent.

5. The distribution of candidates having regular degrees like M.E./M.Sc./ B.Tech./B.Sc.(Engg.) etc. from the Universities on one hand and having equivalent qualifications like Associate Membership/Graduate Membership awarded by the Institution of Engineers (India)/Institution of Electronics and Telecommunication Engineers/Aeronautical Society of India etc. on the other hand is given in Table 3.

**Table 3 : Number of Candidates having Regular Degrees vis-à-vis Equivalent Qualifications - Engineering Services Examination – 2006**

Academic Qualifications	Number of Candidates	
	Attended the Personality Test	Recommended
I Regular Degrees		
<b>(a) First Division</b>		
(i) B.E./B.Tech./B.Sc.(Engineering)	597	211
(ii) M.E./M.Tech./M.Sc.(Engineering)	203	67
<b>(b) Other Divisions</b>		
(i) B.E./B.Tech./B.Sc.(Engineering)	81	20
(ii) M.E./M.Tech./M.Sc.(Engineering)	14	3
<b>Sub-Total</b>	<b>895</b>	<b>301</b>
II Equivalent Qualifications		
Section 'A' and 'B' of Institution of Engineers (India)/Graduate Membership Examination of Institution of Electronics and Telecommunication Engineers/ Associate Membership Examination of Aeronautical Society of India, etc.	<b>35</b>	<b>7</b>
<b>Total</b>	<b>930</b>	<b>308</b>

5.1 It is seen that out of a total of 308 candidates recommended, 301 candidates possess regular degrees from the Universities and only 7 candidates possess equivalent qualifications awarded by the Institution of Engineers (India)/Institution of Electronics and Telecommunication Engineering/Aeronautical Society of India.

6. Discipline-wise and level of degrees of candidates who attended the Personality Test vis-à-vis those recommended for appointment is given in Table 4.

**Table 4 : Discipline-wise and Qualifications-wise Number of Candidates – Engineering Services Examination, 2006**

Discipline	Candidates Attended the Personality Test			Candidates Recommended		
	Bachelor Degrees	Higher Degrees	Total	Bachelor Degrees	Higher Degrees	Total
Civil	316	137	453	92	40	132
Mechanical	198	48	246	76	18	94
Electrical	121	17	138	43	4	47
Electronics and Telecommunication	78	15	93	27	8	35
<b>Total</b>	<b>713</b>	<b>217</b>	<b>930</b>	<b>238</b>	<b>70</b>	<b>308</b>

6.1 It follows from Table 4 that out of 308 candidates recommended for appointment, 132 candidates or 42.8 percent were recommended for Civil Engineering posts, 94 candidates or 30.5 percent for Mechanical Engineering posts, 47 candidates or 15.3 percent for Electrical Engineering posts and 35 candidates or 11.4 percent for Electronics and Telecommunication Engineering posts.

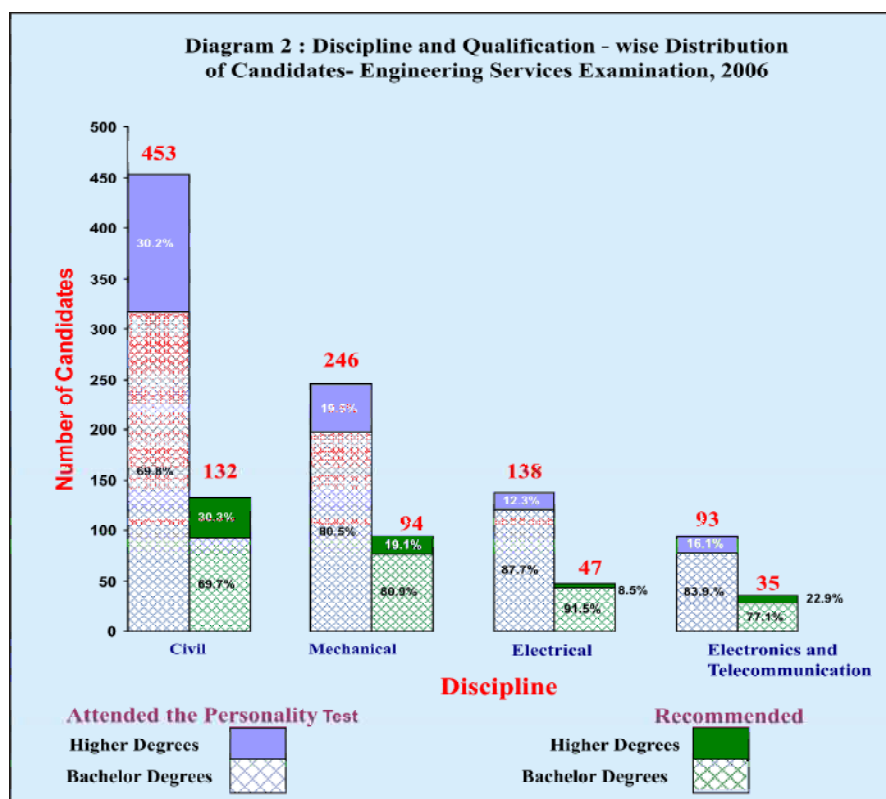
6.2 Out of the recommended candidates, the percentage of candidates having higher qualifications in Civil, Mechanical, Electrical and Electronics & Telecommunication Engineering was 30.3 percent, 19.1 percent, 8.5 percent and 22.9 percent respectively. Thus, as compared to other engineering disciplines, percentage of post-graduates in Civil Engineering was maximum.

6.3 The discipline and qualification-wise distribution of candidates who attended the Personality Test vis-à-vis those recommended, is also exhibited in Diagram 2.

7. The community and gender-wise number of candidates who attended the Personality Test and were recommended are given in Table 5.

**Table 5 : Community and Gender-wise Number of Candidates - Engineering Services Examination – 2006**

Community	Candidates Attended the Personality Test			Candidates Recommended		
	Male	Female	Total	Male	Female	Total
Scheduled Castes	143	4	147	55	1	56
Scheduled Tribes	50	2	52	19	1	20
Other Backward Classes	344	8	352	91	2	93
General	359	20	379	133	6	139
<b>Total</b>	<b>896</b>	<b>34</b>	<b>930</b>	<b>298</b>	<b>10</b>	<b>308</b>



7.2 It follows from Table 5 that the female candidates constituted 3.2 percent of the candidates recommended compared to 96.8 percent for the male candidates.

8. The community, age and gender-wise distribution of the candidates recommended is given in Table 6.

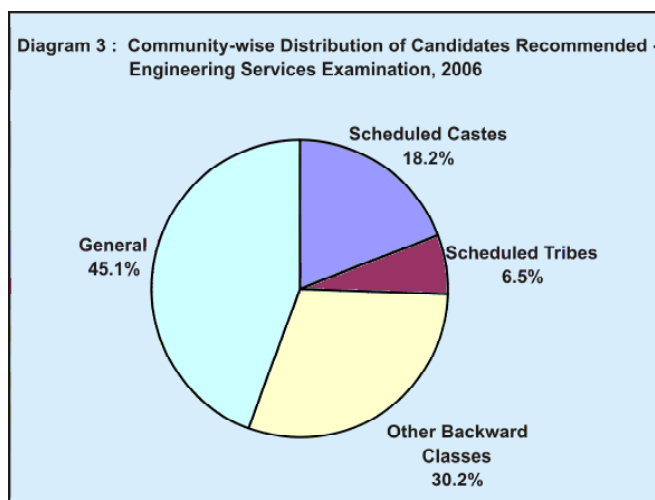
**Table 6: Community, Age and Gender-wise Distribution of Candidates Recommended - Engineering Services Examination – 2006 (Age reckoned as on August 1, 2006)**

Community	Candidates Recommended			Age group									
				21-24 years		24-26 years		26-28 years		28-30 years		30 years and above	
	M	F	T	M	F	M	F	M	F	M	F	M	F
Scheduled Castes	55	1	56	7	-	15	-	11	1	13	-	9	-
Scheduled Tribes	19	1	20	7	1	6	-	3	-	1	-	2	-
Other Backward Classes	91	2	93	12	1	23	-	23	-	16	-	17	1
General	133	6	139	29	3	30	2	31	1	38	-	5	-
<b>Total</b>	<b>298</b>	<b>10</b>	<b>308</b>	<b>55</b>	<b>5</b>	<b>74</b>	<b>2</b>	<b>68</b>	<b>2</b>	<b>68</b>	<b>-</b>	<b>33</b>	<b>1</b>

M : Male                      F : Female                      T : Total

8.1 It is seen from Table 6 that 56 candidates or 18.2 percent belonged to the Scheduled Castes, 20 candidates or 6.5 percent to the Scheduled Tribes, 93 candidates or 30.2 percent to the Other Backward Classes and 139 candidates or 45.1 percent to General category.

8.2 Community-wise distribution of the candidates recommended is also depicted in Diagram 3.



9. The community and gender-wise average age of the candidates recommended is given in Table 7.

**Table 7: Community and Gender-wise Average Age of Candidates Recommended - Engineering Services Examination – 2006 (Age reckoned as on August 1, 2006)**

Community	Average Age of Candidates Recommended (in years)		
	Male	Female	Total
Scheduled Castes	27.3	26.3	27.2
Scheduled Tribes	25.3	22.9	25.2
Other Backward Classes	27.1	26.8	27.1
General	26.4	24.5	26.3
<b>Total</b>	<b>26.7</b>	<b>25.0</b>	<b>26.6</b>

9.1 It is seen from Table 7 that in each community, the female candidates who were recommended for appointment, were younger in age than the male candidates.

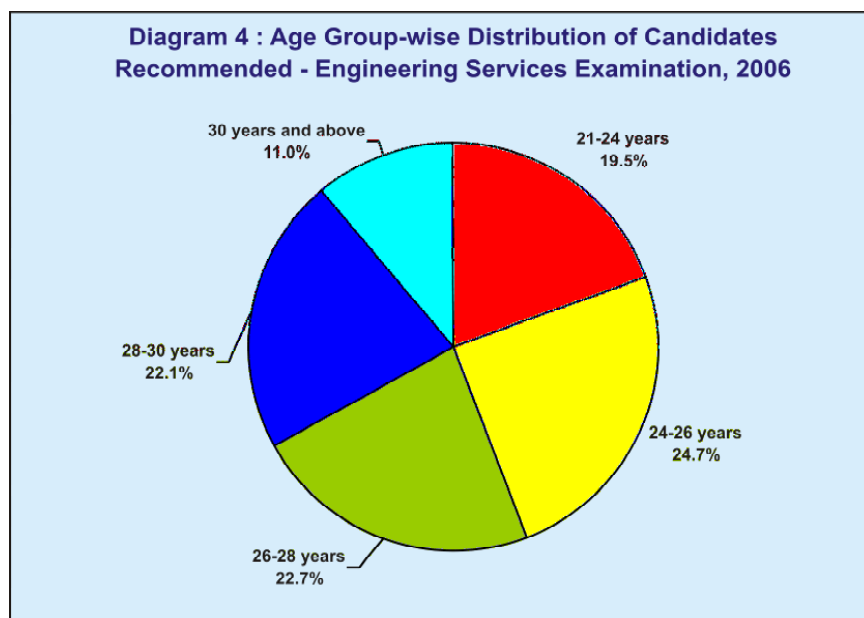
10. The discipline and age group-wise distribution of the candidates recommended for appointment is given in Table 8.

**Table 8: Discipline and Age Group-wise Distribution of Candidates Recommended - Engineering Services Examination – 2006 (Age reckoned as on August 1, 2006)**

Discipline	Candidates Recommended	Age group				
		21-24 years	24-26 years	26-28 years	28-30 years	30 years and above
Civil	132	20	35	29	27	21
Mechanical	94	13	25	24	22	10
Electrical	47	13	7	11	14	2
Electronics and Telecommunication	35	14	9	6	5	1
<b>Total</b>	<b>308</b>	<b>60</b>	<b>76</b>	<b>70</b>	<b>68</b>	<b>34</b>

10.1 It is seen from Table 8 that the highest percentage of the candidates recommended belonged to the age group of 24 – 26 years (24.7 percent), followed by age groups of 26 – 28 years (22.7 percent), 28 – 30 years (22.1 percent), 21 – 24 years (19.5 percent) and 30 years and above (11.0 percent).

10.2 Age group-wise distribution of the candidates recommended is depicted in Diagram 4.



11. 193 candidates with disabilities appeared in the written part of the Engineering Services Examination, 2006 of whom only 20 candidates qualified at the written examination, all of them attended the Personality Test and five were recommended for appointment. Of them, one belonged to Other Backward Class and four candidates belonged to General category. Further, all the five candidates with disabilities were males.

12. The University/Institution-wise number of candidates attended the Personality Test vis-à-vis recommended are given in Appendix - XVI.

## Engineering Services Examination, 2005 - Profile of Candidates

13. During the year 2006-07, 229 candidates against 262 vacancies were initially recommended for appointment on the basis of the Engineering Services Examination, 2005. Detailed analysis on the profile of candidates, taking the figure of 229 as the candidates recommended in the Engineering Services Examination, 2005 was included in the 57<sup>th</sup> Annual Report of the Commission. Subsequently, results of the remaining 33 vacancies were declared by the Commission during the year 2007-08. Thus, all the 262 candidates have been recommended for appointment through the Engineering Services Examination, 2005. Community, gender, age, qualifications and engineering discipline wise distribution of these 33 candidates are given below:

- (i) Ten candidates belonged to the Other Backward Classes and 23 candidates belonged to General category.
- (ii) 31 candidates were males and two were females. All females belonged to General category.
- (iii) Eight candidates were in the age group of 21 - 24 years, seven in 24 - 26 years, 12 in 26 - 28 years and three candidates each were in 28 - 30 years and 30 years and above age groups.
- (iv) 26 candidates were graduates and seven were post-graduates. Further, 28 candidates possessed first division and five candidates were having second or lower division at College/University level.
- (v) 31 candidates possessed regular degrees like B.E./B.Tech./M.E./ M.Tech. etc. and two candidates possessed equivalent qualification i.e Section 'A' and 'B' of Institution of Engineers (India).
- (vi) Nine candidates were recommended for Civil Engineering, six candidates for Mechanical Engineering, 12 candidates for Electrical Engineering and six candidates for Electronics & Telecommunication Engineering Posts.

## Appendix XVI.

(Vide Chapter 3)

### University/ Institution-wise Number of Candidates Attended the Personality Test *vis-à-vis* Recommended on the basis of Engineering Services Examination – 2006

S. No.	Name of University/ Institution	Number of Candidates	
		Attended the Personality Test	Recommended
(1)	(2)	(3)	(4)
1.	Indian Institute of Technology Roorkee, Uttarakhand	85	36
2.	Indian Institute of Technology Delhi, New Delhi	61	25
3.	Indian Institute of Technology Kanpur, U.P.	30	12
4.	Uttar Pradesh Technical University, Lucknow, U.P.	51	12
5.	Banaras Hindu University, Varanasi, U.P.	27	11
6.	Rajiv Gandhi Proudyogiki Vishwavidyalaya, Bhopal, M.P.	34	11
7.	Jai Narain Vyas University, Jodhpur, Rajasthan.	35	11
8.	Indian Institute of Science, Bangalore, Karnataka	14	10
9.	Indian Institute of Technology Kharagpur, W.B.	14	10
10.	Motilal Nehru National Institute of Technology, Allahabad, Uttar Pradesh	28	10
11.	University of Allahabad, Allahabad, U.P.	20	7
12.	Institution of Engineers, India	35	7
13.	Dr Ram Manohar Lohia Avadh University, Faizabad, U.P.	12	6
14.	Aligarh Muslim University, Aligarh, U.P.	11	5
15.	Chhatrapati Shahuji Maharaj University, Kanpur, U.P.	11	5
16.	Patna University, Patna, Bihar	17	5
17.	Vinoba Bhave University, Hazaribagh, Jharkhand	28	5
18.	Rashtrasant Tukadoji Maharaj Nagpur University, Nagpur, Maharashtra	6	4
19.	University of Mumbai, Mumbai, Maharashtra	9	4
20.	Visvesvaraya National Institute of Technology, Nagpur Maharashtra	9	4
21.	Govind Ballabh Pant University of Agriculture and Technology, Pantnagar, Uttarakhand	13	4
22.	University of Delhi, Delhi	14	4
23.	Deendayal Upadhyaya Gorakhpur University, Gorakhpur, U.P.	15	4
24.	Malviya National Institute of Technology, Jaipur, Rajasthan	16	4
25.	Punjab University, Chandigarh, Punjab	4	3
26.	Kurukshetra University, Kurukshetra, Haryana	5	3
27.	Punjab Technical University, Jalandhar, Punjab	5	3
28.	University of Calicut, Kozhikode, Kerala	5	3
29.	Andhra University, Visakhapatnam, A.P.	6	3

**Appendix XVI. University/ Institution-wise Number of Candidates Attended the Personality Test vis-à-vis Recommended on the basis of Engineering Services Examination – 2006**

S. No.	Name of University/ Institution	Number of Candidates	
		Attended the Personality Test	Recommended
(1)	(2)	(3)	(4)
30.	Maharshi Dayanand University, Rohtak, Haryana	6	3
31.	Shivaji University, Kolhapur, Maharashtra	6	3
32.	Sri Venkateswara University, Tirupati, A.P.	7	3
33.	Maharana Pratap University of Agriculture & Technology, Udaipur, Rajasthan	8	3
34.	Bundelkhand University, Jhansi, U.P.	9	3
35.	Kakatiya University, Warangal, A.P.	10	3
36.	Tilka Manjhi Bhagalpur University, Bhagalpur, Bihar	11	3
37.	University of Lucknow, Lucknow, U.P.	13	3
38.	Jawaharlal Nehru Technological University, Hyderabad, A.P.	18	3
39.	University of Rajasthan, Jaipur, Rajasthan	21	3
40.	Bharathiar University, Coimbatore, T.N.	3	2
41.	V. B. S. Purvanchal University, Jaunpur, U.P.	3	2
42.	Veer Narmad South Gujarat University, Surat, Gujarat	3	2
43.	National Institute of Technology, Hamirpur, Himachal Pradesh	4	2
44.	Rani Durgavati Vishwavidyalaya, Jabalpur, M.P.	4	2
45.	Ranchi University, Ranchi, Jharkhand	5	2
46.	National Institute of Technology, Rourkela, Orissa.	6	2
47.	National Institute of Technology, Warangal, A.P.	6	2
48.	Thapar Institute of Engineering & Technology, Patiala, Punjab	6	2
49.	Pt. Ravishankar Shukla University, Raipur, Chhatisgarh	7	2
50.	University of Pune, Pune, Maharashtra	8	2
51.	Anna University, Chennai, T.N.	14	2
52.	Ch. Charan Singh University, Meerut, U.P.	1	1
53.	Dibrugarh University, Dibrugarh, Assam	1	1
54.	Gulbarga University, Gulbarga, Karnataka	1	1
55.	Madurai-Kamaraj University, Madurai, T.N.	1	1
56.	Manonmaniam Sundaranar University, Tirunelveli, T.N.	1	1
57.	Marine Engineering and Research Institute, Kolkata, W.B.	1	1
58.	National Institute of Technology, Jamshedpur, Jharkhand	1	1
59.	Gauhati University, Guwahati, Assam	2	1
60.	Gujarat University, Ahmedabad, Gujarat	2	1
61.	Indian School of Mines, Dhanbad, Jharkhand	2	1
62.	Barkatullah Vishwavidyalaya, Bhopal, M.P.	3	1
63.	Bengal Engineering & Science University, Sibpur, Howrah, W.B.	3	1
64.	Bharathidasan University, Tiruchirappalli, T.N.	3	1

**Appendix XVI. University/ Institution-wise Number of Candidates Attended the Personality Test vis-à-vis Recommended on the basis of Engineering Services Examination – 2006**

S. No.	Name of University/ Institution	Number of Candidates	
		Attended the Personality Test	Recommended
(1)	(2)	(3)	(4)
65.	Dr Babasaheb Ambedkar Marathwada University, Aurangabad, Maharashtra	3	1
66.	Mangalore University, Mangalore, Karnataka	3	1
67.	National Institute of Technology, Bangalore, Karnataka	3	1
68.	National Institute of Technology, Kurukshetra, Haryana	3	1
69.	Osmania University, Hyderabad, A.P.	3	1
70.	Visveswaraiah Technological University, Belgaum, Karnataka.	3	1
71.	Indian Institute of Technology Bombay, Mumbai, Maharashtra	4	1
72.	Maulana Azad National Institute of Technology, Bhopal, M.P.	5	1
73.	Indian Institute of Technology Madras, Chennai, T.N.	6	1
74.	Sambalpur University, Sambalpur, Orissa	8	1
<b>Total</b>			<b>308</b>

**Notes:**

- (i) Universities/Institutions have been arranged in descending order of the number of candidates recommended
- (ii) The Universities/Institutions from which the candidates have obtained the highest degree, have been reckoned.

## Appendix XVII.

(Vide Chapter 4)

### Indian Forest Service Examination – 2006: Profile of Candidates

1. The Indian Forest Service Examination is conducted in two successive stages viz. the Written Examination followed by Interview for Personality Test. The written examination consists of six conventional (essay) type papers and carries a total of 1,400 marks whereas the interview carries 300 marks. Only those candidates who qualify the written examination are eligible for interview (Personality Test).

2. Out of 35,601 candidates who had applied for the Indian Forest Service Examination, 2006, 8,882 candidates appeared in the written examination held in July, 2006. On the basis of results of the written examination, 113 candidates were declared qualified for Personality Test. Of the 113 candidates, 112 candidates attended the Personality Test, of whom 35 candidates were recommended by the Commission for appointment to the Indian Forest Service. The number of vacancies and the candidates applied, appeared, qualified the written examination, attended Personality Test and were recommended in the Indian Forest Service Examinations held during the last five years, are given in Table 1.

**Table 1 : Year-wise Number of Vacancies and Number of Candidates: Indian Forest Service Examinations**

Year	Number of Vacancies	Number of Candidates				
		Applied	Appeared in Written Examination	Qualified the Written Examination	Attended the Personality Test	Recommended
(1)	(2)	(3)	(4)	(5)	(6)	(7)
2002	33	36,887	8,335	81	79	33
2003	35	32,866	8,749	86	85	35
2004	30	40,576	9,963	121*	120	30
2005	50	43,187	9,951*	156	156	50
2006	35	35,601	8,882	113	112	35

\* Candidature of one and five candidates were subsequently cancelled in the year 2004 and 2005 respectively.

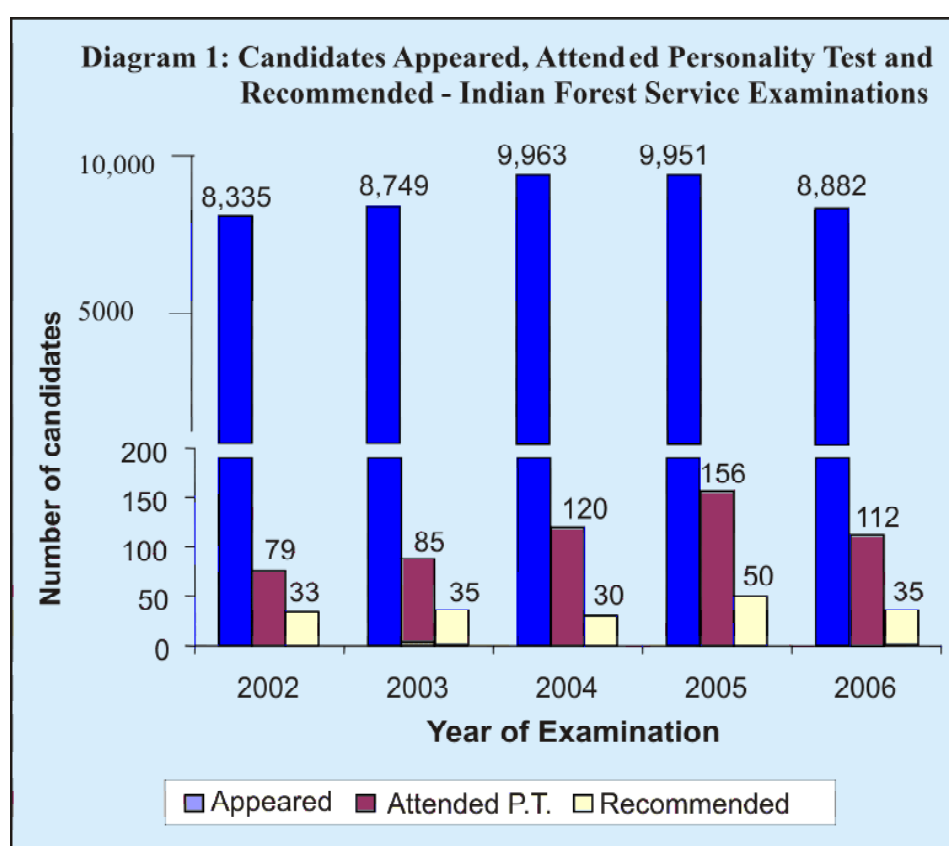
2.1 Number of candidates appeared in the written examination, attended the Personality Test and recommended during the last five Indian Forest Service Examinations are shown in Diagram 1.

3. Community-wise and gender-wise number of candidates applied and appeared for the Indian Forest Service Examination 2006 is given in Table 2.

**Table 2 : Community and Gender-wise Number of candidates Applied and Appeared in Indian Forest Service Examination, 2006**

	Applied				Appeared			
	Male	Female	Total	Percentage of TOTAL	Male	Female	Total	Percentage of TOTAL
SC	6,854	2,116	8,974	25%	1,465	543	2,009	23%
ST	2,613	1,090	3,706	11%	562	234	797	9%
OBC	6,728	2,279	9,019	25%	1,836	683	2,522	28%
General	9,252	4,584	13,843	39%	2,338	1,211	3,552	40%
<b>TOTAL</b>	<b>25,447</b>	<b>10,069</b>	<b>35,601*</b>	<b>100%</b>	<b>6,201</b>	<b>2,671</b>	<b>8,882*</b>	<b>100%</b>

\*Community-wise/ gender-wise data in respect of 85 candidates applied and 10 candidates who appeared but did not qualify, are not included in the break-up.



3.1 It may be seen from Table 2 that out of 35,601 candidates who applied for the Indian Forest Service Examination 2006, only 8,882 or 25% of the candidates appeared for the written examination. In other words, 75% of the candidates did not turn up for the examination. Further, the drop-out rate among the candidates belonging to the Scheduled Castes and the Scheduled Tribes was higher compared to that of the Other Backward Classes and General candidates. Similarly, the drop-out rate among male candidates (75.6%) was slightly higher than that of the female candidates (73.5%).

4. Community-wise number of candidates applied, appeared, qualified at the written examination, attended the personality test, and recommended in the Indian Forest Service Examination, 2006 are given in Table 3.

**Table 3 : Community-wise Number of Candidates – Indian Forest Service Examination, 2006**

Community	Number of Candidates				
	Applied	Appeared in Written Examination	Qualified at the Written Examination	Attended the Personality Test	Recommended
(1)	(2)	(3)	(4)	(5)	(6)
SC	8,974	2,009	17	17	6
ST	3,706	797	9	9	3
OBC	9,019	2,522	46	46	10
General	13,843	3,552	41	40	16
<b>Total</b>	<b>35,601*</b>	<b>8,882*</b>	<b>113</b>	<b>112</b>	<b>35</b>

\* Community-wise data in respect of 59 candidates applied and 2 candidates who appeared but did not qualify, are not included in the break-up.

5. Based on the information furnished by the candidates in the detailed application forms of Indian Forest Service Examination, 2006, an analysis has been made in regard to their academic qualifications. For this purpose, the highest qualifications acquired by the candidates have been reckoned. The academic qualification-wise distribution of the candidates who attended the personality test and were recommended are given in Table 4.

**Table 4 : Qualification-wise Distribution of Candidates: Indian Forest Service Examination, 2006**

Academic Qualifications		Number of Candidates	
		Attended Personality Test	Recommended
<b>I. Bachelor Degrees</b>			
(i)	Bachelor degree in Agriculture or Forestry	19	4
(ii)	Bachelor degree with Animal Husbandry and Veterinary Science	3	1
(iii)	Bachelor degree with Physics, Chemistry, Botany, Zoology, Mathematics, Statistics or Geology	3	1
(iv)	Bachelor degree in Engineering	13	7
<b>II. Higher Degrees</b>			
(i)	Master degree in Agriculture or Forestry	42	12
(ii)	Master degree in Animal Husbandry and Veterinary Science	5	2
(iii)	Master degree in Engineering	1	-
(iv)	Master degree in other subjects	19	4
(v)	Ph.D.	7	4
<b>Total</b>		<b>112</b>	<b>35</b>

5.1 It follows from Table 4 that 37 percent of the candidates recommended were graduates and 63 percent possessed post-graduate or higher qualifications.

6. The distribution of candidates attended the Personality Test vis-à-vis recommended for appointment by optional subjects is given in Table 5.

**Table 5 : Distribution of Candidates Attended the Personality Test vis-à-vis Recommended - Indian Forest Service Examination, 2006**

S.No.	Optional Subject	Number of Candidates	
		Attended the Personality Test	Recommended
(1)	(2)	(3)	(4)
1	Agriculture	70	22
2	Agricultural Engineering	2	-
3	Animal Husbandry and Veterinary Science	8	3
4	Botany	51	12
5	Chemistry	4	3
6	Chemical Engineering	-	-
7	Civil Engineering	1	-
8	Forestry	39	13
9	Geology	3	-
10	Mathematics	11	5
11	Mechanical Engineering	4	2
12	Physics	9	4
13	Statistics	-	-
14	Zoology	22	6

6.1 From Table 5, it emerges that amongst the candidates who attended the Personality Test, Agriculture was opted by the largest number of candidates followed by Botany, Forestry and Zoology.

6.2 The community-wise, age-wise and gender-wise distribution of candidates who attended the Personality Test is given in Table 6.

**Table 6 : Community-wise, Age-wise and Gender-wise Distribution of Candidates Attended the Personality Test – Indian Forest Service Examination, 2006 (Age reckoned as on July 1, 2006)**

Community	Total			Age-group (In years)									
				21-24		24-26		26-28		28-30		30 and above	
	T	M	F	M	F	M	F	M	F	M	F	M	F
SC	17	13	4	2	1	2	-	7	1	-	1	2	1
ST	9	6	3	1	-	1	1	2	1	1	-	1	1
OBC	46	40	6	4	3	4	1	16	1	11	-	5	1
General	40	34	6	2	-	8	2	17	3	7	1	-	-
<b>Total</b>	<b>112</b>	<b>93</b>	<b>19</b>	<b>9</b>	<b>4</b>	<b>15</b>	<b>4</b>	<b>42</b>	<b>6</b>	<b>19</b>	<b>2</b>	<b>8</b>	<b>3</b>

T : Total; M : Male ; F : Female

6.3 It may be seen from Table 6 that of the 112 candidates who appeared for interview, 17 candidates or 15% belonged to Scheduled Castes, 9 candidates or 8% belonged Scheduled Tribes, 46 candidates or 41% belonged to Other Backward Classes and 40 candidates or 36% belonged to General category.

7. The community-wise, age-wise and gender-wise distribution of candidates recommended for appointment is given in Table 7.

**Table 7 : Community-wise, Age-wise and Gender-wise Distribution of Candidates Recommended – Indian Forest Service Examination, 2006 (Age reckoned as on July 1, 2006)**

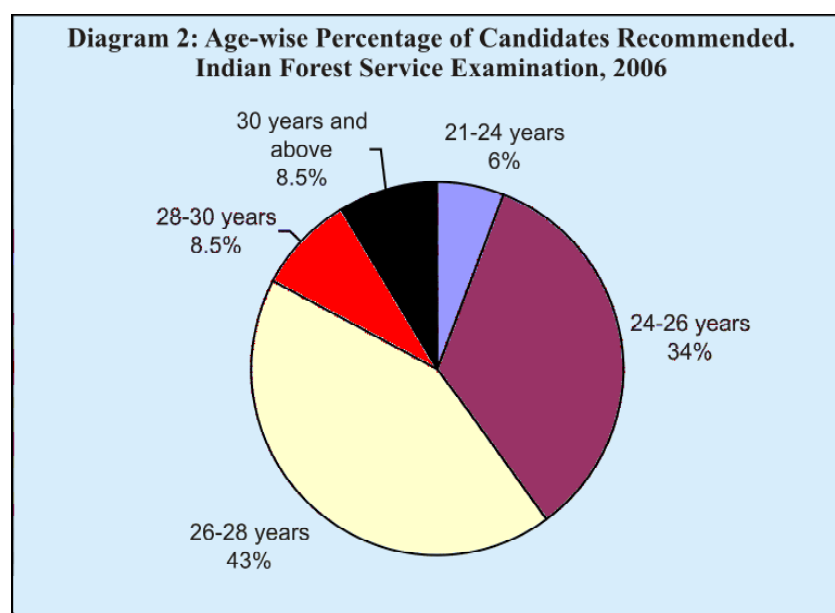
Community	Total			Age-group (In years)									
				21-24		24-26		26-28		28-30		30 and above	
	T	M	F	M	F	M	F	M	F	M	F	M	F
SC	6	5	1	-	-	1	-	3	1	-	-	1	-
ST	3	2	1	-	-	-	-	1	1	1	-	-	-
OBC	10	8	2	2	-	2	1	2	-	1	-	1	1
General	16	14	2	-	-	7	1	7	-	-	1	-	-
<b>Total</b>	<b>35</b>	<b>29</b>	<b>6</b>	<b>2</b>	<b>-</b>	<b>10</b>	<b>2</b>	<b>13</b>	<b>2</b>	<b>2</b>	<b>1</b>	<b>2</b>	<b>1</b>

T : Total; M : Male ; F : Female

7.1. The following points emerge from Table 7:

- (i) Of the 35 recommended candidates, 6 candidates or 17 percent belonged to Scheduled Castes, 3 candidates or 8 percent to Scheduled Tribes, 10 candidates or 29 percent to Other Backward Classes and 16 candidates or 46 percent belonged to General category.
- (ii) Female candidates constituted 17 percent of the total candidates recommended compared to male candidates at 83 percent in the Indian Forest Service Examination, 2006.
- (iii) The average age of candidates belonging to the Scheduled Castes, Scheduled Tribes, Other Backward Classes and General categories was 26 years 10 months, 27 years 7 months, 26 years 7 months and 25 years 11 months respectively against the average age of 26 years 5 months of all the candidates recommended.

7.2 Age-wise percentage of candidates recommended in the Indian Forest Service Examination, 2006, is shown in Diagram 2.



8. General candidates and Other Backward Class candidates are permitted four and seven attempts respectively at the examination. However, there is no restriction on the number of attempts for the Scheduled Caste and the Scheduled Tribe candidates. The community-wise and gender-wise number of attempts made by the recommended candidates for the examination are given in Table 8.

**Table 8 : Number of Attempts Made by Recommended Candidates: Community-wise and Gender-wise – Indian Forest Service Examination, 2006.**

Community	Gender	Number of Attempts Made by the Candidates Recommended					Total
		1 <sup>st</sup>	2 <sup>nd</sup>	3 <sup>rd</sup>	4 <sup>th</sup>	Above 4	
SC	Male	1	1	1	-	2	5
	Female	1	-	-	-	-	1
ST	Male	-	1	1	-	-	2
	Female	-	-	-	-	1	1
OBC	Male	3	2	-	2	1	8
	Female	-	1	1	-	-	2
General	Male	7	4	3	-	-	14
	Female	2	-	-	-	-	2
<b>Total</b>	<b>Male</b>	<b>11</b>	<b>8</b>	<b>5</b>	<b>2</b>	<b>3</b>	<b>29</b>
	<b>Female</b>	<b>3</b>	<b>1</b>	<b>1</b>	<b>-</b>	<b>1</b>	<b>6</b>

8.1 It follows from Table 8 that 40 percent of the candidates qualified at the examination in first attempt of whom, female candidates constituted 9 percent whereas male candidates constituted 31 percent. However, in the second, third, fourth and more than four attempts, the percentage of successful candidates was at 26 percent, 17 percent, 6 percent and 11 percent respectively. Further, no candidate who belonged to Scheduled Tribe could qualify at the examination in the first attempt.

9. The University-wise/ Institution-wise number of the candidates recommended in the Indian Forest Service Examination, 2006 are given in Table 9. For this purpose, the university/ institution from which the candidates have acquired the highest qualification, has been reckoned.

**Table 9 : University-wise/ Institution-wise Number of Candidates Recommended – Indian Forest Service Examination, 2006**

S.No.	Name of University/ Institution	Number of Candidates Recommended
1	Indian Agricultural Research Institute, New Delhi	7
2	Tamil Nadu Agricultural University, Coimbatore, Tamil Nadu	5
3	Indian Institute of Technology, Kanpur, Uttar Pradesh	4
4	Kerala Agricultural University, Thrissur, Kerala	3
5	Dr. Yashwant Singh Parmar University of Horticulture and Forestry, Solan, Himachal Pradesh	2
6	Indian Veterinary Research Institute, Izatnagar, Uttar Pradesh	1
7	Indian Institute of Technology, Delhi	1
8	Anand Agricultural University, Anand, Gujarat	1

**Appendix XVII. Indian Forest Service Examination – 2006: Profile of Candidates**

9	Jawaharlal Nehru Krishi Vishwavidyalaya, Jabalpur, Madhya Pradesh	1
10	University of Delhi, Delhi	1
11	National Dairy Research Institute, Karnal, Haryana	1
12	University of Agricultural Sciences, Dharwad, Karnataka	1
13	Acharya N.G. Ranga Agricultural University, Hyderabad, Andhra Pradesh	1
14	Gorakhpur University, Gorakhpur, Uttar Pradesh	1
15	Forest Research Institute, Dehradun, Uttarakhand	1
16	Govind Ballabh Pant University of Agriculture and Technology, Pantnagar, Uttarakhand	1
17	Indian Institute of Technology, Madras, Tamil Nadu	1
18	Birla Institute of Technology & Science, Pilani, Rajasthan	1
19	Bangalore University, Karnataka	1
	<b>Total</b>	<b>35</b>

NOTE: Universities/ Institutions have been arranged in descending order of the number of candidates recommended.

9.1 It is seen from Table 9 that the maximum number of candidates recommended i.e. 7 candidates belonged to Indian Agricultural Research Institute, New Delhi followed by Tamil Nadu Agricultural University, Coimbatore (5 candidates) and Indian Institute of Technology, Kanpur (4 candidates).

## Appendix XVIII.

(Vide Chapter 4)

### Ministry-wise Number of Engineering, Medical, Scientific and Technical and Non-Technical posts for which Requisitions were Received During the year 2007-08

S. No.	Name of Ministry/ Department	Number of Posts				Total
		Engineering	Medical	Scientific and Technical (Excluding Engineering)	Non-Technical	
(1)	(2)	(3)	(4)	(5)	(6)	(7)
1.	Agriculture	5	-	25	1	31
2.	Andaman and Nicobar Administration	-	-	-	5	5
3.	Chandigarh Administration	-	14	14	14	42
4.	Commerce and Industry	-	-	-	7	7
5.	Consumer Affairs, Food and Public Distribution	1	-	4	2	7
6.	Corporate Affairs	-	-	-	32	32
7.	Culture	-	-	-	2	2
8.	Daman and Diu Administration	3	1	2	-	6
9.	Defence	198	29	28	30	285
10.	Environment and Forests	-	-	3	-	3
11.	Finance	-	-	-	10	10
12.	Government of National Capital Territory of Delhi	24	22	13	57	116
13.	Government of Puducherry	25	21	6	3	55
14.	Health and Family Welfare	1	172	26	1	200
15.	Home Affairs	7	-	42	21	70
16.	Information and Broadcasting	-	-	18	18	36
17.	Labour and Employment	67	-	14	48	129
18.	Law and Justice	-	-	-	9	9
19.	Micro, Small and Medium Enterprises	26	-	10	-	36
20.	Mines	5	-	160	3	168
21.	Municipal Corporation of Delhi	-	15	-	9	24
22.	Planning	-	-	-	1	1
23.	Railways	12	-	4	12	28
24.	Shipping, Road Transport and Highways	106	25	-	31	162
25.	Statistics and Programme Implementation	-	-	2	-	2
26.	Textiles	5	-	8	4	17
27.	Tourism	-	-	-	4	4
28.	Urban Development	14	-	30	3	47
29.	Water Resources	11	2	-	1	14
30.	Women and Child Development	-	-	3	-	3
<b>Total</b>		<b>510</b>	<b>301</b>	<b>412</b>	<b>328</b>	<b>1,551</b>

**Appendix XIX.** Ministry-wise Number of Engineering, Medical, Scientific and Technical and Non-Technical posts which were Advertised During the year 2007-08

## Appendix XIX.

(Vide Chapter 4)

### Ministry-wise Number of Engineering, Medical, Scientific and Technical and Non-Technical posts which were Advertised During the year 2007-08

S. No.	Name of Ministry/ Department	Number of Posts Advertised				Total
		Engineering	Medical	Scientific and Technical (Excluding Engineering)	Non-Technical	
(1)	(2)	(3)	(4)	(5)	(6)	(7)
1.	Agriculture	2	-	20	1	23
2.	Chandigarh Administration	-	8	-	-	8
3.	Commerce and Industry	-	-	-	2	2
4.	Consumer Affairs, Food and Public Distribution	-	-	5	2	7
5.	Corporate Affairs	-	-	-	11	11
6.	Daman and Diu Administration	-	1	-	-	1
7.	Defence	28	-	8	34	70
8.	Finance	-	-	-	5	5
9.	Government of National Capital Territory of Delhi	4	22	1	38	65
10.	Government of Puducherry	-	20	-	-	20
11.	Health and Family Welfare	-	52	1	-	53
12.	Home Affairs	-	-	17	5	22
13.	Information and Broadcasting	-	-	-	18	18
14.	Labour and Employment	42	-	4	2	48
15.	Law and Justice	-	-	-	9	9
16.	Micro, Small and Medium Enterprises	21	-	10	20	51
17.	Mines	1	-	24	1	26
18.	Municipal Corporation of Delhi	-	-	-	7	7
19.	Railways	12	-	4	12	28
20.	Textiles	4	-	2	4	10
21.	Urban Development	14	-	-	-	14
22.	Water Resources	8	-	-	-	8
<b>Total</b>		<b>136</b>	<b>103</b>	<b>96</b>	<b>171</b>	<b>506</b>

## Appendix XX.

(Vide Chapter 4)

### Details of Cases in which Requisitions were Cancelled/ Modified after Advertisement During the Year 2007-08

S. No.	Name of Post/ Ministry and Pay Scale	Number of Posts Involved	Reason for Cancellation/ Modification
1.	Professor (Dermatology/Venereology), Government Medical College, Department of Medical Education and Research, Chandigarh Administration. (Rs. 18600-22100)	1	Requisition was cancelled on the request of Chandigarh Administration due to change in the mode of recruitment from direct recruitment to promotion vis-à-vis the judgement of the Hon'ble Supreme Court.
2.	Professor (Immuno Haematology and Blood Transfusion), Government Medical College, Department of Medical Education and Research, Chandigarh Administration. (Rs. 18600-22100)	1	Requisition was cancelled on the request of Chandigarh Administration due to change in the mode of recruitment from direct recruitment to promotion vis-à-vis the judgement of the Hon'ble Supreme Court.
3.	Director General of Meteorology, India Meteorological Department, Ministry of Science and Technology. (Rs. 24050-26000)	1	Requisition was cancelled as the need for consultation with the UPSC for making direct recruitment to the post was exempted with the approval of Prime Minister Office/Department of Personnel and Training.
4.	Lecturer in Pharmacy, Government Polytechnic for Women, Technical Education Department, Chandigarh Administration. (Rs. 7880-13500)	1	Requisition was cancelled on the request of Chandigarh Administration as the Recruitment Rules for the post were not in conformity with the norms prescribed by the Pharmacy Council of India.
5.	Director General of Archives, National Archives of India, Ministry of Culture. (Rs. 18400-22400)	1	Requisition was cancelled as the advertised recruitment rules based on one time mode of recruitment were not found valid in view of the judgement of the Hon'ble Supreme Court.
6.	Extra Assistant Director, Directorate of Co-ordination (Police Wireless), Ministry of Home Affairs, (Rs. 7500-12000)	1	Requisition was cancelled by the Commission as the clearance of the Screening Committee was not obtained by the Ministry and the vacancy was not covered under the Special Recruitment Drive for Schedules Castes/Scheduled Tribes.
7.	Livestock Officer, Department of Animal Husbandry, Dairying and Fisheries, Ministry of Agriculture. (Rs. 8000-13500)	3	Due to re-designation of the post and its upgradation in the pay scale from Rs. 5500-9000 to Rs. 8000-13500, the existing Recruitment Rules had become inoperative and therefore the requisition was cancelled.
8.	Professor in Computer Engineering (Technical), Delhi College of Engineering, Directorate of Training and Technical Education, Government of National Capital Territory of Delhi. (Rs. 16400-22400)	2	Requisition was cancelled as the recruitment process for the post was initiated on the basis of 'One Time Mode of Recruitment' pending amendment of recruitment rules. However, as per the judgement of the Hon'ble Supreme Court, it was not possible for the Commission to proceed further with the 'One Time Mode of Recruitment'.

**Appendix XX. Details of Cases in which Requisitions were Cancelled/ Modified after Advertisement During the Year 2007-08**

S. No.	Name of Post/ Ministry and Pay Scale	Number of Posts Involved	Reason for Cancellation/ Modification
9.	Lecturer in Production Engineering (Technical), Delhi College of Engineering, Directorate of Training and Technical Education, Government of National Capital Territory of Delhi. (Rs. 8000-13500)	1	Requisition was cancelled as the recruitment process for the post was initiated on the basis of 'One Time Mode of Recruitment' pending amendment of recruitment rules. However as per the judgement of the Hon'ble Supreme Court, it was not possible for the Commission to proceed further with the 'One Time Mode of Recruitment'.
10.	Lecturer in Electronics and Communication Engineering (Technical), Delhi College of Engineering, Directorate of Training and Technical Education, Government of National Capital Territory of Delhi. (Rs. 8000-13500)	10	Requisition was cancelled as the recruitment process for the post was initiated on the basis of 'One Time Mode of Recruitment' pending amendment of recruitment rules. However, as per the judgement of the Hon'ble Supreme Court, it was not possible for the Commission to proceed further with the 'One Time Mode of Recruitment'.
11.	Professor in Mechanical Engineering (Technical), Delhi College of Engineering, Directorate of Training and Technical Education, Government of National Capital Territory of Delhi. (Rs. 16400-22400)	3	Requisition was cancelled as the recruitment process for the post was initiated on the basis of 'One Time Mode of Recruitment' pending amendment of recruitment rules. However as per the judgement of the Hon'ble Supreme Court, it was not possible for the Commission to proceed further with the 'One Time Mode of Recruitment'.
12.	Junior Scientific Officer (Mechanical), Directorate General of Aeronautical Quality Assurance, Ministry of Defence. (Rs. 7500-12000)	10	Requisition was cancelled by the Commission as it was not possible to proceed further on the basis of old recruitment rules in view of the judgement of Hon'ble CAT, Bangalore Bench.
13.	Junior Scientific Officer (Electrical), Directorate General of Aeronautical Quality Assurance, Ministry of Defence. (Rs. 7500-12000)	4	Requisition was cancelled by the Commission as it was not possible to proceed further on the basis of old recruitment rules in view of the judgement of Hon'ble CAT, Bangalore Bench.
14.	Junior Scientific Officer (Electronics), Directorate General of Aeronautical Quality Assurance, Ministry of Defence. (Rs. 7500-12000)	5	Requisition was cancelled by the Commission as it was not possible to proceed further on the basis of old recruitment rules in view of the judgement of Hon'ble CAT, Bangalore Bench.
15.	Junior Scientific Officer (Metallurgy), Directorate General of Aeronautical Quality Assurance, Ministry of Defence. (Rs. 7500-12000)	1	Requisition was cancelled by the Commission as it was not possible to proceed further on the basis of old recruitment rules in view of the judgement of Hon'ble CAT, Bangalore Bench.
16.	Junior Scientific Officer (Computer), Directorate General of Aeronautical Quality Assurance, Ministry of Defence. (Rs. 7500-12000)	3	Requisition was cancelled by the Commission as it was not possible to proceed further on the basis of old recruitment rules in view of the judgement of Hon'ble CAT, Bangalore Bench.

**Appendix XX. Details of Cases in which Requisitions were Cancelled/ Modified after Advertisement During the Year 2007-08**

S. No.	Name of Post/ Ministry and Pay Scale	Number of Posts Involved	Reason for Cancellation/ Modification
17.	Deputy Superintending Archaeological Engineer, Archaeological Survey of India, Ministry of Human Resource Development. (Rs. 8000-13500)	10	Requisition was cancelled as the recruitment process for the post was initiated on the basis of 'One Time Mode of Recruitment' pending amendment of recruitment rules. However as per the judgement of the Hon'ble Supreme Court, it was not possible for the Commission to proceed further with the 'One Time Mode of Recruitment'.
18.	Specialist Grade II (Obstetrics and Gynaecology), Department of Health and Family Welfare, Government of National Capital Territory of Delhi. (Rs. 10000-15200)	22	Requisition was cancelled as the vacancy position was likely to undergo a change in the wake of formulation of Delhi Health Service vis-à-vis the orders of the Hon'ble CAT, Principal Bench, New Delhi.
19.	Specialist Grade II (Neuro-Surgery), Department of Health and Family Welfare, Government of National Capital Territory of Delhi. (Rs. 10000-15200)	8	Requisition was cancelled as the vacancy position was likely to undergo a change in the wake of formulation of Delhi Health Service vis-à-vis the orders of the Hon'ble CAT, Principal Bench, New Delhi.
20.	Specialist Grade II (Pathology), Department of Health and Family Welfare, Government of National Capital Territory of Delhi. (Rs. 10000-15200)	16	Requisition was cancelled as the vacancy position was likely to undergo a change in the wake of formulation of Delhi Health Service vis-à-vis the orders of the Hon'ble CAT, Principal Bench, New Delhi.
21.	Specialist Grade II (Ophthalmology), Department of Health and Family Welfare, Government of National Capital Territory of Delhi. (Rs. 10000-15200)	7	Requisition was cancelled as the vacancy position was likely to undergo a change in the wake of formulation of Delhi Health Service vis-à-vis the orders of the Hon'ble CAT, Principal Bench, New Delhi.
22.	Specialist Grade II (Dermatology), Department of Health and Family Welfare, Government of National Capital Territory of Delhi. (Rs. 10000-15200)	8	Requisition was cancelled as the vacancy position was likely to undergo a change in the wake of formulation of Delhi Health Service vis-à-vis the orders of the Hon'ble CAT, Principal Bench, New Delhi.
23.	Specialist Grade II (Forensic Medicine), Department of Health and Family Welfare, Government of National Capital Territory of Delhi. (Rs. 10000-15200)	12	Requisition was cancelled as the vacancy position was likely to undergo a change in the wake of formulation of Delhi Health Service vis-à-vis the orders of the Hon'ble CAT, Principal Bench, New Delhi.
24.	Specialist Grade II (Paediatrics), Department of Health and Family Welfare, Government of National Capital Territory of Delhi. (Rs. 10000-15200)	13	Requisition was cancelled as the vacancy position was likely to undergo a change in the wake of formulation of Delhi Health Service vis-à-vis the orders of the Hon'ble CAT, Principal Bench, New Delhi.

**Appendix XX. Details of Cases in which Requisitions were Cancelled/ Modified after Advertisement During the Year 2007-08**

S. No.	Name of Post/ Ministry and Pay Scale	Number of Posts Involved	Reason for Cancellation/ Modification
25.	Specialist Grade II (Anaesthesia), Department of Health and Family Welfare, Government of National Capital Territory of Delhi. (Rs. 10000-15200)	46	Requisition was cancelled as the vacancy position was likely to undergo a change in the wake of formulation of Delhi Health Service vis-à-vis the orders of the Hon'ble CAT, Principal Bench, New Delhi.
26.	Specialist Grade II (General Surgery), Department of Health and Family Welfare, Government of National Capital Territory of Delhi. (Rs. 10000-15200)	29	Requisition was cancelled as the vacancy position was likely to undergo a change in the wake of formulation of Delhi Health Service vis-à-vis the orders of the Hon'ble CAT, Principal Bench, New Delhi.
27.	Specialist Grade II (Radio-Diagnosis), Department of Health and Family Welfare, Government of National Capital Territory of Delhi. (Rs. 10000-15200)	10	Requisition was cancelled as the vacancy position was likely to undergo a change in the wake of formulation of Delhi Health Service vis-à-vis the orders of the Hon'ble CAT, Principal Bench, New Delhi.
28.	Specialist Grade II (E.N.T.), Department of Health and Family Welfare, Government of National Capital Territory of Delhi. (Rs. 10000-15200)	5	Requisition was cancelled as the vacancy position was likely to undergo a change in the wake of formulation of Delhi Health Service vis-à-vis the orders of the Hon'ble CAT, Principal Bench, New Delhi.
29.	Specialist Grade II (Bio-Chemistry), Department of Health and Family Welfare, Government of National Capital Territory of Delhi. (Rs. 10000-15200)	2	Requisition was cancelled as the vacancy position was likely to undergo a change in the wake of formulation of Delhi Health Service vis-à-vis the orders of the Hon'ble CAT, Principal Bench, New Delhi.
30.	Specialist Grade II (Microbiology), Department of Health and Family Welfare, Government of National Capital Territory of Delhi. (Rs. 10000-15200)	9	Requisition was cancelled as the vacancy position was likely to undergo a change in the wake of formulation of Delhi Health Service vis-à-vis the orders of the Hon'ble CAT, Principal Bench, New Delhi.
31.	Specialist Grade II (Medicine), Department of Health and Family Welfare, Government of National Capital Territory of Delhi. (Rs. 10000-15200)	21	Requisition was cancelled as the vacancy position was likely to undergo a change in the wake of formulation of Delhi Health Service vis-à-vis the orders of the Hon'ble CAT, Principal Bench, New Delhi.
32.	Specialist Grade II (Orthopaedics), Department of Health and Family Welfare, Government of National Capital Territory of Delhi. (Rs. 10000-15200)	26	Requisition was cancelled as the vacancy position was likely to undergo a change in the wake of formulation of Delhi Health Service vis-à-vis the orders of the Hon'ble CAT, Principal Bench, New Delhi.
33.	Specialist Grade II (Burns and Plastic Surgery), Department of Health and Family Welfare, Government of National Capital Territory of Delhi. (Rs. 10000-15200)	4	Requisition was cancelled as the vacancy position was likely to undergo a change in the wake of formulation of Delhi Health Service vis-à-vis the orders of the Hon'ble CAT, Principal Bench, New Delhi.

**Appendix XX.** Details of Cases in which Requisitions were Cancelled/ Modified after Advertisement During the Year 2007-08

S. No.	Name of Post/ Ministry and Pay Scale	Number of Posts Involved	Reason for Cancellation/ Modification
34.	Training Officer (Hair and Skin Care) under Women's Vocational Training Programme, Directorate General of Employment and Training, Ministry of Labour and Employment. (Rs. 6500-10500)	2	Requisition was cancelled on the advice of the Ministry as the required diploma of three years duration under the prescribed qualification for the post was not conducted by any State Board of Technical Education.
35.	Lecturer in Extension Education, Government Home Science College, Chandigarh Administration. (Rs. 8000-13500)	1	Requisition was cancelled on the request of Chandigarh Administration as the requirement of the post did not match with the nomenclature of the advertised post and needed modification in existing recruitment rules.
36.	Senior Scientific Officer (Chemistry), Forensic Science Laboratory, Home Department, Government of National Capital Territory of Delhi. (Rs. 8000-13500)	3	Requisition was cancelled as the recruitment process for the post was initiated on the basis of 'One Time Mode of Recruitment' pending amendment of recruitment rules. However, as per the judgement of the Hon'ble Supreme Court, it was not possible for the Commission to proceed further with the 'One Time Mode of Recruitment'.

# APPENDIX XXI.

(Vide Chapter 4)

## Discipline-wise Engineering Posts for which the Recruitments were Finalised During the Year 2007-08

APPENDIX XXI. Discipline-wise Engineering Posts for which the Recruitments were Finalised During the Year 2007-08

S. No.	Discipline/ Specialisation	No. of Posts	No. of Posts Reserved				Applied				Called for Interview				Interviewed				Recommended				Percentage of Recommended candidates to Number of the posts (%)
			SC	ST	OBC	UR	SC	ST	OBC	UR	SC	ST	OBC	UR	SC	ST	OBC	UR	SC	ST	OBC	UR	
(1)	(2)	(3)	(4)	(5)	(6)	(7)	(8)	(9)	(10)	(11)	(12)	(13)	(14)	(15)	(16)	(17)	(18)	(19)	(20)	(21)	(22)	(23)	(24)
1.	Agricultural	2	-	-	1	1	21	3	38	33	-	-	8	10	-	-	7	7	-	-	1	1	100.00
2.	Architecture	-	-	-	1	2	1	5	3		-	-	-	3	-	-	-	1	-	-	-	1	100.00
3.	Chemical	16	2	1	4	9	262	46	294	406	28	8	18	34	19	6	5	18	2	1	3	8	87.50
4.	Civil	5	1	-	-	4	127	7	20	110	13	1	2	31	4	1	2	24	1	-	-	4	100.00
5.	Computer Engineering/Science	8	1	-	2	5	47	2	54	170	11	-	15	34	3	-	6	19	1	-	2	3	75.00
6.	Electrical	15	1	4	4	6	105	41	129	252	2	9	24	33	1	6	15	23	1	3	6	4	93.33
7.	Fire Control/ Safety Engineering	2	-	-	-	2	12	2	31	98	-	-	3	11	-	-	3	9	-	-	1	1	100.00
8.	Instrumentation	1	-	-	-	1	5	4	11	27	3	-	2	10	2	-	2	8	-	-	-	1	100.00
9.	Mechanical	14	-	2	5	7	82	39	191	386	4	14	47	52	4	6	19	27	-	2	6	6	100.00
10.	Metallurgical	3	-	-	1	2	5	2	45	12	2	-	10	10	2	-	9	5	-	-	1	2	100.00
11.	Electronics & Telecommunications	7	1	-	2	4	41	7	58	125	8	1	21	40	6	1	15	20	1	-	3	3	100.00
12.	Miscellaneous	4	-	-	-	4	4	1	13	49	-	-	1	12	-	-	-	5	-	-	-	2	50.00
	<b>TOTAL</b>	<b>78</b>	<b>6</b>	<b>7</b>	<b>19</b>	<b>46</b>	<b>713</b>	<b>155</b>	<b>889</b>	<b>1671</b>	<b>71</b>	<b>33</b>	<b>151</b>	<b>280</b>	<b>41</b>	<b>20</b>	<b>83</b>	<b>166</b>	<b>6</b>	<b>6</b>	<b>23</b>	<b>36</b>	<b>91.03</b>

Note: SC : Scheduled Castes      Total Posts Reserved      : 78  
 ST : Scheduled Tribes      Candidates Applied      : 3,428  
 OBC : Other Backward Classes      Candidates Called For Interview      : 535  
 UR : Unreserved      Candidates Interviewed      : 310  
    Candidates Recommended      : 71

# APPENDIX XXII.

(Vide Chapter 4)

## Discipline-wise Scientific and Technical Posts for which the Recruitments were Finalised During the Year 2007-08

S. No.	Discipline/ Specialisation	No. of Posts	No. of Posts Reserved				Applied				Called for Interview				Interviewed				Recommended				Percentage of Recommended candidates to Number of the posts (%)
			SC	ST	OBC	UR	SC	ST	OBC	UR	SC	ST	OBC	UR	SC	ST	OBC	UR	SC	ST	OBC	UR	
(1)	(2)	(3)	(4)	(5)	(6)	(7)	(8)	(9)	(10)	(11)	(12)	(13)	(14)	(15)	(16)	(17)	(18)	(19)	(20)	(21)	(22)	(23)	(24)
1	Bio-Chemistry	1	-	-	-	1	10	3	11	49	-	-	-	17	-	-	-	8	-	-	-	1	100.00
2	Chemistry	4	-	1	1	2	18	30	79	61	1	12	13	12	1	8	9	9	-	1	1	1	75.00
3	Geography	2	-	-	-	2	12	9	27	66	-	-	1	21	-	-	1	18	-	-	-	2	100.00
4	Mathematics	4	-	-	2	2	8	1	255	47	-	-	21	18	-	-	17	7	-	-	2	2	100.00
5	Microbiology/ Bacteriology/ Pathology	2	-	-	-	2	33	3	33	125	3	-	4	14	2	-	3	10	-	-	2	-	100.00
6	Pharmacy/Pharma. Chemistry/ Pharmacology	3	-	-	-	3	40	6	35	124	2	-	8	28	2	-	6	15	-	-	-	2	66.67
7	Physics	20	2	1	7	10	120	29	184	373	29	12	43	98	18	9	20	53	2	1	5	9	85.00
8	Statistics	21	2	1	6	12	14	2	108	111	2	1	15	29	2	1	14	26	2	1	7	11	100.00
9	Food/Fruit Technology	1	-	-	1	-	1	1	43	4	-	-	12	-	-	-	8	-	-	-	-	1	100.00
10	Computer Science/ Application	7	1	-	1	5	22	4	26	55	4	-	3	14	2	-	2	12	1	-	-	-	14.29
	<b>TOTAL</b>	<b>65</b>	<b>5</b>	<b>3</b>	<b>18</b>	<b>39</b>	<b>278</b>	<b>88</b>	<b>801</b>	<b>1015</b>	<b>41</b>	<b>25</b>	<b>120</b>	<b>251</b>	<b>27</b>	<b>18</b>	<b>80</b>	<b>158</b>	<b>5</b>	<b>3</b>	<b>18</b>	<b>28</b>	<b>83.08</b>

Note: SC : Scheduled Castes      Total Posts Reserved : 65  
 ST : Scheduled Tribes      Candidates Applied : 2,182  
 OBC : Other Backward Classes      Candidates Called For Interview : 437  
 UR : Unreserved      Candidates Interviewed : 283  
    Candidates Recommended : 54



# APPENDIX XXIV.

(Vide Chapter 4)

## Discipline-wise Medical Posts for which the Recruitments were Finalised During the Year 2007-08

S. No.	Discipline/ Specialisation	No. of Posts	No. of Posts Reserved				Applied				Called for Interview				Interviewed				Recommended				Percentage of Recommended candidates to Number of the posts (%)
			SC	ST	OBC	UR	SC	ST	OBC	UR	SC	ST	OBC	UR	SC	ST	OBC	UR	SC	ST	OBC	UR	
(1)	(2)	(3)	(4)	(5)	(6)	(7)	(8)	(9)	(10)	(11)	(12)	(13)	(14)	(15)	(16)	(17)	(18)	(19)	(20)	(21)	(22)	(23)	(24)
1.	Anaesthesiology	18	-	3	7	8	7	3	18	108	-	3	6	40	-	1	2	11	-	-	1	4	27.78
2.	Anatomy	1	-	-	1	-	-	-	1	1	-	-	-	-	-	-	-	-	-	-	-	-	-
3.	Ayurveda	15	2	1	4	8	729	148	1130	2125	10	6	16	40	8	6	14	30	2	1	5	6	93.33
4.	Cardiology	3	1	-	-	2	-	-	1	3	-	-	1	2	-	-	1	1	-	-	1	1	66.67
5.	Dentistry	4	-	1	-	3	87	43	241	674	1	14	25	25	1	10	12	14	-	1	-	2	75.00
6.	Ear,Nose And Throat	4	1	-	-	3	7	3	2	20	2	1	2	7	2	-	-	4	1	-	-	3	100.00
7.	Forensic Medicine	5	-	-	1	4	1	1	3	25	-	-	1	16	-	-	1	6	-	-	1	4	100.00
8.	Medical - General	92	8	12	62	10	309	129	629	420	58	43	227	76	37	24	176	48	8	11	67	5	98.91
9.	Homoeopathy	5	-	-	1	4	60	6	155	953	-	-	8	49	-	-	3	33	-	-	1	4	100.00
10.	Medicine	7	-	1	3	3	2	3	6	23	1	3	4	18	-	2	3	12	-	1	2	2	71.43
11.	Neurology/Neuro-Surgery	7	1	-	1	5	1	-	2	32	1	-	1	27	1	-	-	15	1	-	-	4	71.43
12.	Obstetrics And Gynaecology	11	1	1	1	8	10	1	7	115	6	1	6	86	4	1	3	49	1	-	1	8	90.91
13.	Ophthalmology	2	-	-	1	1	6	1	5	9	4	-	4	5	2	-	2	3	1	-	1	-	100.00
14.	Orthopaedics	1	-	-	-	1	-	-	3	4	-	-	2	4	-	-	2	3	-	-	-	1	100.00
15.	Paediatrics	19	2	-	6	11	8	1	19	146	6	-	12	79	3	-	6	44	1	-	3	9	68.42
16.	Pathology/ Bacteriology/ Microbiology	34	2	3	13	16	23	10	47	191	3	-	14	82	1	-	8	53	1	-	7	16	70.59

S. No.	Discipline/ Specialisation	No. of Posts	No. of Posts Reserved				Applied				Called for Interview				Interviewed				Recommended				Percentage of Recommended candidates to Number of the posts (%)
			SC	ST	OBC	UR	SC	ST	OBC	UR	SC	ST	OBC	UR	SC	ST	OBC	UR	SC	ST	OBC	UR	
(1)	(2)	(3)	(4)	(5)	(6)	(7)	(8)	(9)	(10)	(11)	(12)	(13)	(14)	(15)	(16)	(17)	(18)	(19)	(20)	(21)	(22)	(23)	(24)
17.	Pharmacology	1	-	-	-	1	-	-	-	3	-	-	-	1	-	-	-	1	-	-	-	1	100.00
18.	Preventive And Social Medicine	2	-	-	2	-	-	-	4	-	-	-	-	-	-	-	-	-	-	-	-	-	-
19.	Psychiatry	2	-	-	1	1	-	-	2	3	-	-	1	3	-	-	1	2	-	-	1	1	100.00
20.	Public Health	2	1	-	-	1	1	-	-	1	1	-	-	1	1	-	-	1	1	-	-	-	50.00
21.	Radiology	9	1	-	2	6	2	-	3	3	-	-	-	3	-	-	-	2	-	-	-	1	11.11
22.	Surgery	7	-	1	1	5	4	3	10	68	-	1	7	52	-	-	3	18	-	-	1	5	85.71
23.	Thoracic Surgery	11	1	-	4	6	3	-	3	49	2	-	2	43	1	-	1	19	1	-	1	5	63.64
24.	Tuberculosis	1	-	-	-	1	1	-	-	4	-	-	-	1	-	-	-	1	-	-	-	1	100.00
25.	Unani	3	1	-	-	2	38	4	-	676	17	-	-	25	11	-	-	13	1	-	-	2	100.00
26.	Urology	4	-	-	2	2	-	-	1	13	-	-	1	11	-	-	-	9	-	-	-	2	50.00
27.	Endocrinology	3	-	-	-	3	2	-	-	1	-	-	-	1	-	-	-	-	-	-	-	-	-
28.	Physical Medicine and Rehabilitation	4	-	-	-	4	2	2	1	20	1	-	-	7	1	-	-	2	1	-	-	1	50.00
29.	Veterinary Science/ Animal Husbandry	26	2	2	6	16	443	142	1267	1913	28	14	61	111	16	8	27	79	2	2	6	16	100.00
30.	Miscellaneous	1	-	-	-	1	-	-	-	3	-	-	-	-	-	-	-	-	-	-	-	-	-
	<b>TOTAL</b>	<b>304</b>	<b>24</b>	<b>25</b>	<b>119</b>	<b>136</b>	<b>1746</b>	<b>500</b>	<b>3560</b>	<b>7606</b>	<b>141</b>	<b>86</b>	<b>401</b>	<b>815</b>	<b>89</b>	<b>52</b>	<b>265</b>	<b>473</b>	<b>22</b>	<b>16</b>	<b>99</b>	<b>104</b>	<b>79.28</b>

Note: SC : Scheduled Castes      ST : Scheduled Tribes      OBC : Other Backward Classes      UR : Unreserved      Candidates Interviewed : 333  
 Total Posts Reserved : 304      Candidates Applied : 13,412      Candidates Called For Interview : 1,443      Candidates Interviewed : 879      Candidates Recommended : 241

# APPENDIX XXV.

(Vide Chapter 4)

## Details of Cases for which Suitable Candidates could NOT be Found During the Year 2007-08

S. No.	Name of Post/ Ministry/ Organisation and Pay-Scale	Classification		Number of Posts				Total
		Group 'A'	Group 'B'	Scheduled Castes	Scheduled Tribes	Other Backward Classes	Unreserved	
(1)	(2)	(3)	(4)	(5)	(6)	(7)	(8)	(9)
<b>ENGINEERING</b>								
1	Assistant Director (Safety), Directorate General Factory Advice Service and Labour Institutes, Ministry of Labour and Employment, (Rs. 8000-13500)	1	-	-	-	-	1	1
2	Chief Engineer Grade II, Central Institute of Fisheries Nautical and Engineering Training, Department of Animal Husbandry, Dairying and Fisheries, Ministry of Agriculture, (Rs. 7450-11500)	-	1	-	-	-	1	1
3	Assistant Works Manager (Prob) (Chemical Engineering) (Junior Time Scale), Ordnance Factory Board Organization, Department of Defence Production, Ministry of Defence, (Rs. 8000-13500)	2	-	-	-	2	-	2
<b>Total</b>		3	1	-	-	2	2	4
<b>JOURNALISM/ PUBLICITY</b>								
4	Senior Grade of Indian Information Service, Ministry of Information and Broadcasting, (Rs. 6500-10500)	-	1	-	-	-	1	1
<b>Total</b>		-	1	-	-	-	1	1
<b>LANGUAGES/ LINGUISTICS</b>								
5	Junior Interpreter (Arabic) in The Interpreter's Cadre, Ministry of External Affairs, (Rs. 8000- 13500)	1	-	-	-	-	1	1
<b>Total</b>		1	-	-	-	-	1	1
<b>MEDICAL (ALLOPATHIC)</b>								
6	Specialist Grade II (Junior Scale) in Radio-Diagnosis, Health Department, Government of Puducherry, (Rs. 10000-15200)	6	-	1	-	1	4	6

**APPENDIX XXV. Details of Cases for which Suitable Candidates Could Not Be Found During the Year 2007-08**

S. No.	Name of Post/ Ministry/ Organisation and Pay-Scale	Classification		Number of Posts				Total
		Group 'A'	Group 'B'	Scheduled Castes	Scheduled Tribes	Other Backward Classes	Unreserved	
(1)	(2)	(3)	(4)	(5)	(6)	(7)	(8)	(9)
7	Specialist Grade II (Junior Scale) In Anaesthesiology, Health Department, Government of Puducherry, (Rs. 10000-15200)	8	-	-	1	3	4	8
8	Specialist Grade II (Junior Scale) In Paediatrics, Health and Family Welfare Department (Health), Government of Puducherry, (Rs. 10000-15200)	2	-	-	-	1	1	2
9	Specialist Grade II (Junior Scale) In Nuclear Medicine, Health and Family Welfare Department, Government of Puducherry, (Rs. 10000-15200)	1	-	-	-	-	1	1
10	Specialist Grade II (Junior Scale) In Surgery, Health and Family Welfare Department (Health), Government of Puducherry, (Rs. 10000-15200)	1	-	-	1	-	-	1
11	Maxillofacial Surgeon at Safdarjang Hospital, Ministry of Health and Family Welfare, (Rs. 10000-15200)	1	-	-	-	-	1	1
12	Specialist Grade II (Junior Scale) In Radio-Diagnosis, Health and Family Welfare Department, Government of Puducherry, (Rs. 10000-15200)	2	-	-	-	1	1	2
13	Urologist, Specialist Grade II of Central Health Service (Non-Teaching Specialist Sub-Cadre), Ministry of Health and Family Welfare, (Rs. 10000-15200)	1	-	-	-	1	-	1
14	Public Health Specialist, Specialist Grade II of Central Health Service (Public Health Specialist Sub-Cadre), Ministry of Health and Family Welfare, (Rs. 10000-15200)	1	-	-	-	-	1	1
15	Specialist Grade II (Junior Scale) (Microbiology), Specialist Grade II of Central Health Service (Non-Teaching Specialist Sub-Cadre), Ministry of Health and Family Welfare, (Rs. 10000-15200)	6	-	1	1	4	-	6
16	Specialist Grade II (Pathology) in Non-Teaching Specialist Sub-Cadre of Central Health Service, Ministry of Health and Family Welfare, (Rs. 10000-15200)	3	-	-	2	1	-	3

**APPENDIX XXV. Details of Cases for which Suitable Candidates Could Not Be Found  
During the Year 2007-08**

S. No.	Name of Post/ Ministry/ Organisation and Pay-Scale	Classification		Number of Posts				Total
		Group 'A'	Group 'B'	Scheduled Castes	Scheduled Tribes	Other Backward Classes	Unreserved	
(1)	(2)	(3)	(4)	(5)	(6)	(7)	(8)	(9)
17	Anaesthetist, Specialist Grade II of Central Health Service (Non-Teaching Specialist Sub-Cadre) Ministry of Health and Family Welfare, (Rs. 10000-15200)	1	-	-	1	-	-	1
18	Doctor (G.D.O.) Grade II, Delhi Jal Board, Government of National Capital Territory of Delhi, (Rs. 8000-13500)	1	-	-	1	-	-	1
	<b>Total</b>	<b>34</b>	<b>-</b>	<b>2</b>	<b>7</b>	<b>12</b>	<b>13</b>	<b>34</b>
<b>MEDICAL (INDIAN SYSTEM OF MEDICINE &amp; HOMOEOPATHY)</b>								
19	Principal in Ayurvedic & Unani Tibbia College, Directorate of Indian System of Medicine and Homoeopathy, Government of National Capital Territory of Delhi, (Rs. 14300-18300)	1	-	-	-	-	1	1
	<b>Total</b>	<b>1</b>	<b>-</b>	<b>-</b>	<b>-</b>	<b>-</b>	<b>1</b>	<b>1</b>
<b>OFFICE MANAGEMENT AND SECRETARIAL PRACTICE</b>								
20	Training Officer (Secretarial Practice) Under Women's Vocational Training Programme, Directorate General of Employment and Training, Ministry of Labour and Employment, (Rs. 6500-10500)	-	1	-	1	-	-	1
	<b>Total</b>	<b>-</b>	<b>1</b>	<b>-</b>	<b>1</b>	<b>-</b>	<b>-</b>	<b>1</b>
<b>PHARMACY/PHARMACOLOGY</b>								
21	Pharmaceutical Chemist, Central Drugs Laboratory, Ministry of Health and Family Welfare, (Rs. 10000-15200)	1	-	-	-	-	1	1
	<b>Total</b>	<b>1</b>	<b>-</b>	<b>-</b>	<b>-</b>	<b>-</b>	<b>1</b>	<b>1</b>
<b>SCIENTIFIC AND TECHNICAL</b>								
22	Mineralogist (Senior), Geological Survey of India, Ministry of Mines, (Rs. 10000-15200)	1	-	-	-	-	1	1
23	Geophysicist (Junior) (Instrumentation), Geological Survey of India, Ministry of Mines, (Rs. 8000-13500)	2	-	-	-	2	-	2
	<b>Total</b>	<b>3</b>	<b>-</b>	<b>-</b>	<b>-</b>	<b>2</b>	<b>1</b>	<b>3</b>
<b>STORES</b>								
24	Store Officer (Civilian) in the Units Under Director General of Armed Forces Medical Services, Ministry of Defence, (Rs. 6500-10500)	-	1	-	-	-	1	1
	<b>Total</b>	<b>-</b>	<b>1</b>	<b>-</b>	<b>-</b>	<b>-</b>	<b>1</b>	<b>1</b>

**APPENDIX XXV. Details of Cases for which Suitable Candidates Could Not Be Found During the Year 2007-08**

S. No.	Name of Post/ Ministry/ Organisation and Pay-Scale	Classification		Number of Posts				Total
		Group 'A'	Group 'B'	Scheduled Castes	Scheduled Tribes	Other Backward Classes	Unreserved	
(1)	(2)	(3)	(4)	(5)	(6)	(7)	(8)	(9)
<b>TEACHING - COMPUTER SCIENCE</b>								
25	Reader in Computer Science, National Defence Academy, Ministry of Defence, (Rs. 12000-18300)	4	-	-	-	1	3	4
26	Professor in Computer Science, National Defence Academy, Ministry of Defence, (Rs. 16400-22400)	1	-	-	-	-	1	1
27	Lecturer in Computer Science, National Defence Academy, Ministry of Defence, (Rs. 8000-13500)	1	-	1	-	-	-	1
	<b>Total</b>	<b>6</b>	<b>-</b>	<b>1</b>	<b>-</b>	<b>1</b>	<b>4</b>	<b>6</b>
<b>TEACHING - ENGINEERING</b>								
28	Lecturer in Computer Engineering (Technical), Delhi College of Engineering, Directorate of Training and Technical Education, Government of National Capital Territory of Delhi, (Rs. 8000-13500)	1	-	-	-	-	1	1
29	Professor in Electrical Engineering (Technical), Delhi College of Engineering, Directorate of Training and Technical Education, Government of National Capital Territory of Delhi, (Rs. 16400-22400)	1	-	-	1	-	-	1
30	Professor (Computer Science and Engineering) (Technical), Ambedkar Institute of Technology, Directorate of Training and Technical Education, Government of National Capital Territory of Delhi, (Rs. 16400-22400)	1	-	-	-	-	1	1
	<b>Total</b>	<b>3</b>	<b>-</b>	<b>-</b>	<b>1</b>	<b>-</b>	<b>2</b>	<b>3</b>
<b>TEACHING - MEDICAL</b>								
31	Assistant Professor (Neuro-Surgery), Specialist Grade II of Central Health Service (Teaching Specialist Sub-Cadre), Ministry of Health and Family Welfare, (Rs. 10000-15200)	1	-	-	-	1	-	1

**APPENDIX XXV. Details of Cases for which Suitable Candidates Could Not Be Found  
During the Year 2007-08**

S. No.	Name of Post/ Ministry/ Organisation and Pay-Scale	Classification		Number of Posts				Total
		Group 'A'	Group 'B'	Scheduled Castes	Scheduled Tribes	Other Backward Classes	Unreserved	
(1)	(2)	(3)	(4)	(5)	(6)	(7)	(8)	(9)
32	Professor of Hospital Administration-Cum-Medical Superintendent, Government Medical College and Hospital, Department of Medical Education and Research, Chandigarh Administration, (Rs. 18600-22100)	1	-	-	-	-	1	1
33	Senior Lecturer (Anaesthesiology), Government Medical College and Hospital, Department of Medical Education and Research, Chandigarh Administration, (Rs. 14300-18150)	1	-	-	-	1	-	1
34	Assistant Professor of Medicine, Specialist Grade II of Central Health Service (Teaching Specialist Sub-Cadre), Ministry of Health and Family Welfare, (Rs. 10000-15200)	1	-	-	-	1	-	1
35	Assistant Professor of Endocrinology at JIPMER, Specialist Grade II of Central Health Service (Teaching Specialist Sub-Cadre), Ministry of Health and Family Welfare, (Rs. 10000-15200)	2	-	-	-	-	2	2
36	Assistant Professor of Public Health, All India Institute of Hygiene and Public Health, Specialist Grade II of Central Health Service (Teaching Specialist Sub-Cadre), Ministry of Health and Family Welfare, (Rs. 10000-15200)	2	-	-	-	2	-	2
37	Assistant Professor (Cardio Thoracic Vascular Surgery), Specialist Grade II of Central Health Service (Teaching Specialist Sub-Cadre), Ministry of Health and Family Welfare, (Rs. 10000-15200)	1	-	-	-	1	-	1
38	Assistant Professor (Paediatric Surgery), Specialist Grade II of Central Health Service (Teaching Specialist Sub-Cadre), Ministry of Health and Family Welfare, (Rs. 10000-15200)	1	-	-	-	1	-	1

**APPENDIX XXV. Details of Cases for which Suitable Candidates Could Not Be Found During the Year 2007-08**

S. No.	Name of Post/ Ministry/ Organisation and Pay-Scale	Classification		Number of Posts				Total
		Group 'A'	Group 'B'	Scheduled Castes	Scheduled Tribes	Other Backward Classes	Unreserved	
(1)	(2)	(3)	(4)	(5)	(6)	(7)	(8)	(9)
39	Assistant Professor (Paediatrics), Specialist Grade II of Central Health Service (Teaching Specialist Sub-Cadre), Ministry of Health and Family Welfare, (Rs. 10000-15200)	1	-	-	-	1	-	1
40	Assistant Professor (Physical Medicine and Rehabilitation), Specialist Grade II of Central Health Service (Teaching Specialist Sub-Cadre), Ministry of Health and Family Welfare, (Rs. 10000-15200)	2	-	-	-	-	2	2
41	Assistant Professor (Obstetrics and Gynaecology), Specialist Grade II of Central Health Service (Teaching Specialist Sub-Cadre), Ministry of Health and Family Welfare, (Rs. 10000-15200)	1	-	-	1	-	-	1
42	Assistant Professor of Endocrinology at JIPMER, Specialist Grade II of Central Health Service (Teaching Specialist Sub-Cadre), Ministry of Health and Family Welfare, (Rs. 10000-15200)	1	-	-	-	-	1	1
43	Assistant Professor of Urology at JIPMER, Specialist Grade II of Central Health Service (Teaching Specialist Sub-Cadre), Ministry of Health and Family Welfare, (Rs. 10000-15200)	1	-	-	-	1	-	1
44	Senior Lecturer (Pathology), Government Medical College, Department of Medical Education and Research, Chandigarh Administration, (Rs. 14300-18150)	1	-	-	-	1	-	1
45	Reader (Paediatrics), Government Medical College and Hospital, Chandigarh Administration, (Rs. 16350-20100)	1	-	-	-	-	1	1
46	Assistant Professor (Cardiology) at JIPMER, Specialist Grade II of Central Health Service (Teaching Specialist Sub-Cadre), Ministry of Health and Family Welfare, (Rs. 10000-15200)	1	-	1	-	-	-	1

**APPENDIX XXV. Details of Cases for which Suitable Candidates Could Not Be Found  
During the Year 2007-08**

S. No.	Name of Post/ Ministry/ Organisation and Pay-Scale	Classification		Number of Posts				Total
		Group 'A'	Group 'B'	Scheduled Castes	Scheduled Tribes	Other Backward Classes	Unreserved	
(1)	(2)	(3)	(4)	(5)	(6)	(7)	(8)	(9)
47	Assistant Professor of Paediatric Surgery, Specialist Grade II of Central Health Service (Teaching Specialist Sub-Cadre), Ministry of Health and Family Welfare, (Rs. 10000-15200)	1	-	1	-	-	-	1
48	Assistant Professor of Neurology at JIPMER, Specialist Grade II of Central Health Service (Teaching Specialist Sub-Cadre), Ministry of Health and Family Welfare, (Rs. 10000-15200)	1	-	-	-	-	1	1
49	Associate Professor of Cardio Thoracic Vascular Surgery, Specialist Grade II of Central Health Service (Teaching Specialist Sub-Cadre), Ministry of Health and Family Welfare, (Rs. 12000-16500)	2	-	-	-	1	1	2
50	Senior Lecturer (Anatomy), Government Medical College and Hospital, Department of Medical Education and Research, Chandigarh Administration, (Rs. 14300-18150)	1	-	-	-	1	-	1
51	Assistant Professor of Anaesthesia, Specialist Grade II of Central Health Service (Teaching Specialist Sub-Cadre), Ministry of Health and Family Welfare, (Rs. 10000-15200)	3	-	-	1	2	-	3
52	Assistant Professor of Cardio-Thoracic Vascular Surgery, Specialist Grade II of Central Health Services (Teaching Specialist Sub-cadre), Ministry of Health & Family Welfare (Rs. 10,000-15,200)	1	-	-	-	1	-	1
	<b>Total</b>	<b>28</b>	<b>-</b>	<b>2</b>	<b>2</b>	<b>15</b>	<b>9</b>	<b>28</b>
<b>TEACHING - SOCIAL SCIENCE</b>								
53	Lecturer (Sociology) in L.N.J.N. National Institute of Criminology and Forensic Science, Ministry of Home Affairs, (Rs. 8000-13500)	1	-	-	-	1	-	1

**APPENDIX XXV. Details of Cases for which Suitable Candidates Could Not Be Found During the Year 2007-08**

S. No.	Name of Post/ Ministry/ Organisation and Pay-Scale	Classification		Number of Posts				Total
		Group 'A'	Group 'B'	Scheduled Castes	Scheduled Tribes	Other Backward Classes	Unreserved	
(1)	(2)	(3)	(4)	(5)	(6)	(7)	(8)	(9)
54	Lecturer In History in State Institute of Education/ Government College of Education, Chandigarh Administration, (Rs. 8000-13500)	-	1	-	-	-	1	1
55	Lecturer (Pushto), School of Foreign Languages, Ministry of Defence, (Rs. 8000-13500)	1	-	-	-	-	1	1
56	Lecturer (Bahasa Indonesia), School of Foreign Languages, Ministry of Defence, (Rs. 8000-13500)	1	-	1	-	-	-	1
57	Lecturer (Chinese), School of Foreign Languages, Ministry of Defence, (Rs. 8000-13500)	1	-	1	-	-	-	1
58	Professor in L.N.J.N. National Institute of Criminology and Forensic Science, Ministry of Home Affairs, (Rs. 14300-18300)	1	-	-	-	-	1	1
	<b>Total</b>	<b>5</b>	<b>1</b>	<b>2</b>	<b>0</b>	<b>1</b>	<b>3</b>	<b>6</b>
<b>MISCELLANEOUS</b>								
59	Training Officer (Embroidery) Under Women's Vocational Training Programme, Directorate General of Employment and Training, Ministry of Labour and Employment, (Rs. 6500-10500)	-	1	-	-	-	1	1
	<b>Total</b>	<b>-</b>	<b>1</b>	<b>-</b>	<b>-</b>	<b>-</b>	<b>1</b>	<b>1</b>
	<b>Grand Total</b>	<b>85</b>	<b>6</b>	<b>7</b>	<b>11</b>	<b>33</b>	<b>40</b>	<b>91</b>

## APPENDIX XXVI. Bulk Recruitment Cases Finalised During the Year 2007-08

**Appendix XXVI.***(Vide Chapter 4)***Bulk Recruitment Cases Finalised During the Year 2007-08**

S. No.	Name of Post/ Ministry and Pay-Scale	Number of Post	Applications Received	Candidates Recommended
(1)	(2)	(3)	(4)	(5)
1.	Medical Officer (Ayurveda), Directorate of Indian System of Medicine and Homoeopathy, Health and Family Welfare Department, Government of National Capital Territory of Delhi. (Rs. 8000-13500)	12	3,747	12
2.	Veterinary Assistant Surgeon, Development Department, Government of National Capital Territory of Delhi. (Rs. 8000-13500)	21	3,130	18
3.	Administrative Officer Grade II, Geological Survey of India, Ministry of Mines. (Rs. 6500-10500)	20	1,502	20
4.	Dental Surgeon, Ministry of Health and Family Welfare. (Rs.8000-13500)	6	1,040	3
5.	Assistant Works Manager (Prob.)(Chemical Engineering) (Junior Time Scale), Ordnance Factory Board Organization, Ministry of Defence. (Rs. 8000-13500)	16	1,008	14
6.	General Duty Medical Officer, Health Department, Government of Puducherry. (Rs. 8000-13500)	81	927	81
7.	Medical Officer (Unani)/ Research Officer (Unani), Department of Ayurveda, Yoga & Naturopathy, Unani, Siddha and Homoeopathy (AYUSH), Ministry of Health and Family Welfare. (Rs. 8000-13500)	3	718	3
8.	Doctor (G.D.O.) Grade II, Delhi Jal Board, Government of National Capital Territory of Delhi. (Rs. 8000-13500)	7	511	3
<b>Total</b>		<b>166</b>	<b>12,583</b>	<b>154</b>

**APPENDIX XXVII. Cadres where No Select List of 2007 was Required to be Prepared**  
– Nil Vacancy/ None eligible

# Appendix XXVII.

(Vide Chapter 6)

## Cadres where No Select List of 2007 was Required to be Prepared – Nil Vacancy/ None eligible

S. No.	Cadre/ Sub-cadre	Service
1.	Assam	IAS(NSCS)
2.	Assam	IFoS
3.	Chhattisgarh	IAS(NSCS)
4.	Gujarat	IAS(NSCS)
5.	Haryana	IAS(NSCS)
6.	Himachal Pradesh	IAS(NSCS)
7.	Himachal Pradesh	IFoS
8.	Jharkhand	IFoS
9.	Manipur	IAS(NSCS)
10.	Manipur	IPS
11.	Meghalaya	IAS(SCS)
12.	Meghalaya	IAS(NSCS)
13.	Meghalaya	IPS
14.	Meghalaya	IFoS
15.	Nagaland	IAS(SCS)
16.	Nagaland	IAS(NSCS)
17.	Orissa	IAS(NSCS)
18.	Orissa *	IPS*
19.	Punjab	IAS(NSCS)
20.	Rajasthan	IAS(NSCS)
21.	Sikkim	IAS(NSCS)
22.	Sikkim	IPS
23.	Sikkim	IFoS
24.	Tripura	IPS
25.	Tripura	IFoS
26.	West Bengal	IFoS
27.	Arunachal Pradesh	IAS(NSCS)
28.	Goa	IAS(NSCS)
29.	Goa	IPS
30.	Goa	IFoS
31.	Mizoram	IAS(NSCS)
32.	Mizoram	IPS
33.	Mizoram	IFoS
34.	Union Territories	IAS(NSCS)

**\* None-eligible**

**Note:** IAS : Indian Administrative Service  
 IPS : Indian Police Service  
 IFoS : Indian Forest Service  
 SCS : State Civil Service  
 NSCS : Non-State Civil Service

# Appendix XXVIII.

(Vide Chapter 6)

## Promotion to All India Services – Meetings Held During 2007-08

### 1. Meetings held

During the year 2007-08, the Commission convened 75 Selection Committee Meetings and Review Meetings involving 1,054 officers for promotion to IAS/IPS/IFS from State Civil Services, Non-State Civil Services, State Police Services and State Forest Services of different States/UTs. Out of these, 42 Selection Committee Meetings were held for finalizing the Select List for the year 2007.

(i) **IAS (SCS):** The Commission received 19 proposals for preparation of the Select List for the year 2007 for the existing vacancies. The Selection Committee Meetings for promotion from State Civil Service to the IAS were convened for 11 Cadres/Sub Cadres. Out of which one Cadre [Orissa-IAS(SCS)] remained inconclusive and for another cadre [Bihar-IAS(SCS)] the Selection Committee Meeting could not be held as the quorum could not be completed. For the remaining Cadre the Selection Committee Meeting could not be convened as the State Government could not furnish deficient documents/information before 31<sup>st</sup> December.

(ii) **IAS (Non-SCS):** During the year the Commission received seven proposals for consideration of the cases of non-SCS officers for appointment to the IAS and Meetings in respect of six Cadres/Sub-Cadres were held and meeting for one cadre could not be held as the State Govt. could not furnish deficient documents by December 31.

(iii) **IPS:** The Commission received 21 proposals for preparation of the Select Lists for the existing vacancies of 2007 and Selection Committee Meetings for promotion to IPS from State Police Service for 15 Cadres/Sub-Cadres were held. Selection Committee Meeting in respect of one Cadre [Jammu & Kashmir] was fixed but the same could not be held as scheduled because the State Govt. was not able to furnish the deficient documents in time. For the remaining Cadres/Sub-Cadres the meetings could not be held due to deficient documents.

(iv) **IFS:** The Commission received 14 proposals for preparation of Select Lists of 2007 for the existing vacancies. Selection Committee meetings for promotion to IFS from State Forest Service in respect of 10 Cadres/Sub-Cadres were held. For the remaining Cadres/Sub-Cadres the Selection Committee Meeting could not be held as the State Governments could not furnish deficient documents/information by December 31.

### 2. Preparation of year-wise Select Lists

The Govt. of India (DOP&T) vide their notification dated July 25, 2000 amended the IAS/IPS/IFS Promotion Regulations providing for preparation of Select List separately for each year during which the Committee could not meet as on December 31 of each year. Accordingly, Select Lists of 2002,

**APPENDIX XXVIII. Promotion to All India Services – Meetings Held During 2007-08**

2003, 2004, 2005 and 2006 were prepared alongwith the Select List of 2007 in respect of Manipur IPS Cadre. Similarly Select Lists of 2005 and 2006 were prepared alongwith Select List of 2007 in respect of Jharkhand-IPS, Maharashtra-IFS and Tamil Nadu-IPS Cadres/Sub Cadres. Select List of 2006 was also prepared alongwith the Select List of 2007 in respect of Andhra Pradesh -IFS, Maharashtra-IPS, Punjab-IFS, Tamil Nadu-IAS(SCS), Tamil Nadu-IFS, Uttar Pradesh-IPS, Uttarakhand-IPS, Arunachal Pradesh-IPS, Arunachal Pradesh-IFS, Union Territories-IAS(SCS) and Union Territories-IPS Cadres/Sub Cadres.

**3. Review Meetings**

In pursuance of CAT/High Court directions, eight meetings of Review Selection Committee involving 267 officers have been held during the year 2007-08 (Appendix-XXIX).

## APPENDIX XXIX. Review Meetings Held as a Result of Court Orders

**Appendix XXIX.***(Vide Chapter 6)***Review Meetings Held as a Result of Court Orders**

S. No.	Name of Court	OA/ WP/ CP No.	In the matter of	Date of the Judgement	Date of Meeting	No. of Officers concerned
1.	CAT, Guwahati	OA 139/05	M.S.K. Singh	09.08.07	17.08.07	1
2.	CAT, Hyderabad	OA 424/03	Anita Rajendra	21.11.06	09.07.07	1
3.	CAT, Kolkata	OA 29/A&N/03	M.P. Singh	01.06.06	31.08.07	37
4.	HC, Chennai	WP 4371/01	R.Sivakumar	30.06.06	07.09.07	9
5.	HC, Jabalpur	WP 4060/2002	Ved Prakash Sharma	15.12.06	18.12.07	1
6.	CAT, Kolkata	CR 10164/1979	Arun Kumar Ghosh	5.3.03	29.08.07	1
7.	CAT, PB & HC, Delhi	OA 23/06 & WP 19044/06	V.P. Rao	18.08.06 & 20.12.06	19.10.07	24
8.	Supreme Court	CA No.6373/06	A.S. Bains	24.05.06	25.02.08	193

## APPENDIX XXX. All India Services – Selection Committee Meetings Not Held During the Year 2007-08

**APPENDIX XXX.***(Vide Chapter 6)***All India Services – Selection Committee Meetings Not Held During the Year 2007-08**

S. No	Cadre	Service	Reasons
1.	Andhra Pradesh	IAS(SCS)	Seniority dispute
2.	Assam	IAS(SCS)	Deficient documents not received.
3.	Assam	IPS	Deficient documents not received.
4.	Bihar	IAS(SCS)	Could not be held
5.	Bihar	IAS(NSCS)	Proposal not received
6.	Bihar	IFoS	Deficient documents not received.
7.	Gujarat	IFoS	Deficient documents not received.
8.	Haryana	IAS(SCS)	Deficient documents not received.
9.	Haryana	IPS	Vacancies not determined by GOI
10.	Haryana	IFoS	Vacancy not determined by GOI
11.	Himachal Pradesh	IAS(SCS)	Proposal not received
12.	Himachal Pradesh	IPS	Vacancies not determined by GOI/Previous Select List not finalized yet.
13.	Jammu & Kashmir	IAS(SCS)	Proposal not received.
14.	Jammu & Kashmir	IAS(NSCS)	Proposal not received.
15.	Jammu & Kashmir	IPS	Could not be held
16.	Jammu & Kashmir	IFoS	Deficient documents not received.
17.	Jharkhand	IAS(SCS)	Proposal not received/SL 2005 to be reconvened first
18.	Jharkhand	IAS(NSCS)	Proposal not received/Court direction
19.	Karnataka	IAS(NSCS)	Deficient documents not received.
20.	Kerala	IAS(SCS)	Deficient documents not received.
21.	Kerala	IPS	Vacancy not determined by the GOI
22.	Kerala	IFoS	Court case
23.	Maharashtra	IAS(SCS)	Proposal not received.
24.	Madhya Pradesh	IAS(SCS)	Proposal not received.
25.	Madhya Pradesh	IAS(NSCS)	Proposal not received.
26.	Manipur	IFoS	Vacancy not determined by GOI
27.	Nagaland	IPS	Deficient documents not received.
28.	Orissa	IAS(SCS)	Could not be held
29.	Orissa	IFoS	Proposal not received.
30.	Punjab	IAS(SCS)	Proposal not received.
31.	Punjab	IPS	Proposal not received/court case
32.	Rajasthan	IAS(SCS)	Proposal not received.
33.	Sikkim	IAS(SCS)	Deficient documents not received.
34.	Tripura	IAS(SCS)	Deficient documents not received.
35.	Tripura	IPS	Proposal not received/court case on seniority
36.	Uttar Pradesh	IAS(SCS)	Previous Select Lists yet to be finalized.
37.	Uttar Pradesh	IAS(NSCS)	Court case
38.	Uttar Pradesh	IFoS	SLs of undivided U.P. not yet prepared.
39.	Uttarakhand	IAS(NSCS)	Proposal not received.
40.	Uttarakhand	IFoS	SLs of undivided U.P. not yet prepared

## Appendix XXXI.

(Vide Chapter 6)

### **Ministries/ Departments who did NOT Forward the Half Yearly Returns of Adhoc Appointments Made to Group 'A' and Group 'B' Posts/ Services During the Year 2007-08**

- 
- |  |  |
|--|--|
| 1. Department of Agricultural Research and Education   | 29. Department of Personnel & Training                       |
| 2. Department of Animal Husbandry & Dairying   | 30. Department of Administrative Reforms & Public Grievances |
| 3. Department of Agriculture & Cooperation   | 31. Ministry of Petroleum and Natural Gas                    |
| 4. Department of Commerce  | 32. Ministry of Railways                                     |
| 5. Planning Commission   | 33. Ministry of Rural Development                            |
| 6. Ministry of Chemicals and Fertilizers   | 34. Department of Drinking Water Supply                      |
| 7. Ministry of Civil Aviation  | 35. Department of Land Resources                             |
| 8. Ministry of Coal  | 36. Department of Biotechnology                              |
| 9. Ministry of Mines   | 37. Department of Scientific & Industrial Research           |
| 10. Ministry of Communications & Information Technology  | 38. Department of Road Transport and Highways                |
| 11. Ministry of Corporate Affairs  | 39. Ministry of Small Scale Industries                       |
| 12. Department of Consumer Affairs   | 40. Ministry of Social Justice and Empowerment               |
| 13. Department of Food and Public Distribution   | 41. Ministry of Steel  |
| 14. Ministry of Environment and Forests  | 42. Ministry of Textiles                                     |
| 15. Ministry of External Affairs   | 43. Department of Culture                                    |
| 16. Ministry of Food Processing Industries   | 44. Department of Tourism                                    |
| 17. Ministry of Health and Family Welfare  | 45. Ministry of Tribal Affairs                               |
| 18. Department of Heavy Industries & Public Enterprises  | 46. Staff Selection Commission                               |
| 19. Department of Secondary & Higher Education and Department of Elementary Education & Literacy | 47. Ministry of Urban Development & Poverty Alleviation      |
| 20. Central Vigilance Commission   | 48. Ministry of Water Resources                              |
| 21. Ministry of Information and Broadcasting   | 49. Ministry of Youth Affairs and Sports                     |
| 22. Ministry of Labour and Employment  | 50. Andaman and Nicobar Administration                       |
| 23. Department of Legal Affairs  | 51. Pondicherry Administration                               |
| 24. Legislative Department   | 52. Department of Official Language                          |
| 25. Ministry of New & Renewable Energy   | 53. Registrar General of India                               |
| 26. Ministry of Overseas Indian Affairs  | 54. Ministry of Micro, Small & Medium Enterprises            |
| 27. Ministry of Panchayati Raj   | 55. Ministry of Minority Affairs                             |
| 28. Ministry of Parliamentary Affairs  | 56. Department of Earth Sciences                             |
|  | 57. Ministry of Power  |
|  | 58. Ministry of Housing & Urban Poverty Alleviation          |

APPENDIX XXXII. Adhoc Appointments to Group 'A' and 'B' Posts/ Services in the Ministries/ Departments which Continued Beyond a Period of One Year During the Year 2007-08 and Reported to the Commission through Half Yearly Returns

## Appendix XXXII.

(Vide Chapter 6)

### Adhoc Appointments to Group 'A' and 'B' Posts/ Services in the Ministries/ Departments which Continued Beyond a Period of One Year During the Year 2007-08 and Reported to the Commission through Half Yearly Returns

S. No.	Name of Ministry/ Department	Name of Post	Whether RR Exist	Mode of recruitment	Pay Scale (in Rs.)	Year of adhoc appointment	No. of adhoc appointments				
							30.6.2007		31.12.2007		
							Gr. 'A'	Gr. 'B'	Gr. 'A'	Gr. 'B'	
(1)	(2)	(3)	(4)	(5)	(6)	(7)	(8)	(9)	(10)	(11)	
1	Ministry of Commerce & Industry										
	(I) Department of Industrial Policy and Promotion										
	Administration I Section	Development officer (Engg.)	Recruitment rules yet to be framed		10000-15,200	2001	2	Nil			
						2002	2	Nil	1	Nil	
						2003	1	Nil	1	Nil	
						2004	2	Nil			
						2005	2	Nil	2	Nil	
		Development Officer (Chem.)	Recruitment rules yet to be framed		10000-15,200	1997	1	Nil			
						2005	1	Nil	1	Nil	
		Industrial Adviser (Chem.)	Recruitment rules yet to be framed		16400-20500	2005	1	Nil	Nil	Nil	
		Industrial Adviser (Engg.)	Recruitment rules yet to be framed		16400-20500	2000	1	Nil	Nil	Nil	
						2005	2	Nil	1	Nil	
		Addl. Ind Adviser	Recruitment rules yet to be framed		14300-18300	2005	2	Nil	Nil	Nil	
		Sr. D.O.	Recruitment rules do not exist as it is a new post		12000-16500	2000	1	Nil			
						2003	2	Nil			
						2004	2	Nil			
						2005	6	Nil	3	Nil	

**APPENDIX XXXII. Adhoc Appointments to Group 'A' and 'B' Posts/ Services in the Ministries Departments which Continued Beyond a Period of One Year During the Year 2007-08 and Reported to the Commission through Half Yearly Returns**

S. No.	Name of Ministry/ Department	Name of Post	Whether RR Exist	Mode of recruitment	Pay Scale (in Rs.)	Year of adhoc appointment	No. of adhoc appointments			
							30.6.2007		31.12.2007	
							Gr. 'A'	Gr. 'B'	Gr. 'A'	Gr. 'B'
(1)	(2)	(3)	(4)	(5)	(6)	(7)	(8)	(9)	(10)	(11)
	O/o Economic Adviser	Economic Officer	Yes	50% DR, 25% Promotion failing deputation, 25% deputation/ absorption	6500-10500	2004	Nil	2	Nil	1
	Salt Commissioner's Organisation, Jaipur	Deputy Salt Commissioner	Yes	by promotion from Gr.III, ISS, Assistant Salt Commissioner with 5 years regular service	12000-16500	2005	1	Nil	1	Nil
	Terrif Commission	Director (S&T)	Yes	by promotion	12000-16500	2006	1	Nil		
		DPA Gr. 'B'	Yes	Promotion/ deputation	6500-10500	2005	Nil	2		
		Sr. System Analyst	Yes	Promotion/ transfer on deputation	10000-15200	2005	1	Nil		
	Petroleum and Explosives Security Organisation, Nagpur						Nil	Nil	Nil	Nil
2	<b>Ministry of Defence</b>									
	Air HQrs/PC-3						Nil	Nil		
	DGAFMS/DG2B						Nil	Nil	Nil	Nil
	Army HQrs/MP4 (Civ)						Nil	Nil		
3	<b>Ministry of Development of NER</b>						Nil	Nil	Nil	Nil
4	<b>Ministry of Finance</b>									
	(I) Department of Economic Affairs									
	Secretariat Proper						Nil	Nil	Nil	Nil
	S.P.P. Hyderabad						Nil	Nil	Nil	Nil
	IGM Hyderabad						Nil	Nil	Nil	Nil
	B.N.P. Dewas						Nil	Nil		
	ISP Nasik Road						Nil	Nil		

**APPENDIX XXXII. Adhoc Appointments to Group 'A' and 'B' Posts/ Services in the Ministries/ Departments which Continued Beyond a Period of One Year During the Year 2007-08 and Reported to the Commission through Half Yearly Returns**

S. No.	Name of Ministry/ Department	Name of Post	Whether RR Exist	Mode of recruitment	Pay Scale (in Rs.)	Year of adhoc appointment	No. of adhoc appointments			
							30.6.2007		31.12.2007	
							Gr. 'A'	Gr. 'B'	Gr. 'A'	Gr. 'B'
(1)	(2)	(3)	(4)	(5)	(6)	(7)	(8)	(9)	(10)	(11)
	C.N.P. Nasik Road						Nil	Nil		
	SPM Hosangabad						Nil	Nil	Nil	Nil
	IGM Calcutta						Nil	Nil	Nil	Nil
	I.G.M. Mumbai						Nil	Nil		
	NSI Nagpur						Nil	Nil	Nil	Nil
	(ii) Department of Expenditure								Nil	Nil
5	<b>Ministry of Home Affairs</b>									
	Northern Zonal Council Secretariat	Committee Officer	Yes	Promotion/ deputation	6500-10500	2005			Nil	1
		Superintendent	Yes	Promotion	5500-9000	2006			Nil	1
		Assistant	Yes	Promotion	5000-8000	2006			Nil	1
6	<b>Ministry of Law and Justice</b>									
	Legislative Department						Nil	Nil	Nil	Nil
7	<b>Ministry of Science &amp; Technology</b>									
	Department of Science & Technology						Nil	Nil		
8	<b>Ministry of Shipping, Road Transport &amp; Highways</b>									
	O/o Chief Engineer & Administrator, ALHW						Nil	Nil	Nil	Nil
9	<b>Ministry of Statistics &amp; Programme Implementation</b>						Nil	Nil		
10	<b>UNION PUBLIC SERVICE COMMISSION</b>								Nil	Nil

**APPENDIX XXXII. Adhoc Appointments to Group 'A' and 'B' Posts/ Services in the Ministries/ Departments which Continued Beyond a Period of One Year During the Year 2007-08 and Reported to the Commission through Half Yearly Returns**

S. No.	Name of Ministry/ Department	Name of Post	Whether RR Exist	Mode of recruitment	Pay Scale (in Rs.)	Year of adhoc appointment	No. of adhoc appointments			
							30.6.2007		31.12.2007	
							Gr. 'A'	Gr. 'B'	Gr. 'A'	Gr. 'B'
(1)	(2)	(3)	(4)	(5)	(6)	(7)	(8)	(9)	(10)	(11)
11	<b>Ministry of Water Resources</b>	Assistant Engineer (MI)	Yes	Promotion, failing which by deputation, failing both by DR	8000-13,500	2006	1	Nil	1	Nil
	Central Water Commission						Nil	Nil		
	Central Ground Water Board						Nil	Nil		
	Farraka Barrage Project						Nil	Nil		
12	<b>Ministry of Women &amp; Child Development</b>	Senior Research Investigator			6500-10,500	2006			Nil	2
		Assistant Director	Yes	Promotion	8000-13,500	2003			1	Nil
13	<b>Administration of Dadra &amp; Nagar Haveli</b>									
	Personnel Section	District Immunization Officer, Now State MCHO	Yes	By promotion	10000-15200	1990	1	Nil	1	Nil

# Appendix XXXIII.

(Vide Chapter 6)

## Statement Showing Ministry/ Department-Wise Break-Up of Vacancies Reserved for Scheduled Castes/ Scheduled Tribes Officers and the Number of Scheduled Castes/ Scheduled Tribes Officers Recommended for Appointment against Reserved/ Unreserved Vacancies by the Departmental Promotion Committees for the Year 2007-08

S. No.	Ministries/ Departments	No. of vacancies Reserved			No. of Officers recommended against reserved vacancies			No. of Officers recommended against unreserved vacancies		
		SC	ST	Total	SC	ST	Total	SC	ST	Total
(1)	(2)	(3)	(4)	(5)	(6)	(7)	(8)	(9)	(10)	(11)
1	Agriculture & Cooperation	2	1	3	2	1	3	11	1	12
2	Telecommunication	2	-	2	1	-	1	-	-	-
3	Posts	32	9	41	64	31	95	-	-	-
4	Civil Aviation	-	-	-	-	-	-	2	-	2
5	Commerce & Industry	1	-	1	1	5	6	7	2	9
6	Micro Small Medium Enterprises	-	-	-	-	-	-	2	1	3
7	Defence	66	25	91	65	13	78	10	4	14
8	External Affairs	4	7	11	7	-	7	-	-	-
9	Finance (CAG)	6	5	11	6	5	11	4	-	4
10	Finance (Revenue)	70	21	91	64	19	83	60	26	86
11	Expenditure	5	2	7	5	2	7	7	-	7
12	Economic Affairs	9	2	11	9	2	11	2	2	4
13	Culture	2	1	3	2	-	2	3	-	3
14	Health & Family Welfare	1	1	2	2	1	3	3	1	4
15	Central Bureau of Investigation	-	-	-	-	-	-	3	-	3
16	Central Industrial Security Force, M/o Home Affairs	23	8	31	1	-	1	2	1	3
17	Law & Justice	-	-	-	-	-	-	7	-	7
18	Home Affairs (RGI)	6	2	8	3	4	7	1	2	3
19	Home Affairs (Police Wireless)	-	-	-	-	-	-	3	-	3
20	Home Affairs (Intelligence Bureau)	40	21	61	5	1	6	3	1	4
21	Personnel and Training	28	54	82	30	10	40	2	-	2

**APPENDIX XXXIII.** Statement Showing Ministry/ Department-Wise Break-Up of Vacancies Reserved for Scheduled Castes/ Scheduled Tribes Officers and the Number of Scheduled Castes/ Scheduled Tribes Officers Recommended for Appointment against Reserved/ Unreserved Vacancies by the Departmental Promotion Committees for the Year 2007-08

S. No.	Ministries/ Departments	No. of vacancies Reserved			No. of Officers recommended against reserved vacancies			No. of Officers recommended against unreserved vacancies		
		SC	ST	Total	SC	ST	Total	SC	ST	Total
(1)	(2)	(3)	(4)	(5)	(6)	(7)	(8)	(9)	(10)	(11)
22	Home Affairs (Border Security Force)	-	-	-	-	-	-	1	-	1
23	Home Affairs (Official Language)	1	-	1	1	-	1	-	-	-
24	Corporate Affairs	-	-	-	-	-	-	1	-	1
25	Parliamentary Affairs	-	1	1	-	1	1	-	-	-
26	Information & Broadcasting	47	23	70	28	6	34	4	1	5
27	Labour & Employment	1	2	3	12	2	14	23	3	26
28	Railways	63	31	94	68	35	103	10	14	24
29	Shipping, Road Transport & Highways	2	3	5	2	1	3	6	2	8
30	Election Commission of India	2	1	3	2	1	3	-	-	-
31	Statistics & Prog. Impl.	8	3	11	8	3	11	4	-	4
32	Textiles	1	3	4	1	2	3	1	1	2
33	Urban Development & Poverty Alleviation	-	-	-	-	-	-	6	1	7
34	Mines	10	4	14	5	1	6	5	-	5
35	Earth Sciences	2	4	6	4	4	8	-	-	-
36	Water Resources	1	2	3	-	1	1	10	4	14
37	Youth Affairs & Sports	-	-	-	-	-	-	1	1	2
38	Municipal Corporation of Delhi	12	4	16	11	4	15	-	-	-
39	N.C.T. of Delhi	3	2	5	3	-	3	2	-	2
40	Delhi Jal Board	-	-	-	-	-	-	4	-	4
41	E.S.I.C	-	-	-	-	-	-	1	-	1
42	Human Resources Development	-	2	2	-	1	1	-	-	-
43	Food Processing Industries	-	-	-	-	-	-	1	-	1
44	Food & Public Distribution	-	-	-	-	-	-	1	-	1
45	Science and Technology	-	-	-	-	-	-	1	1	2
46	UT Govt. of Puducherry	1	1	2	1	-	1	3	-	3
47	Chandigarh Admn.	-	-	-	-	-	-	3	-	3
48	Home Affairs	16	10	26	9	8	17	-	-	-
<b>Total</b>		<b>467</b>	<b>255</b>	<b>722</b>	<b>422</b>	<b>164</b>	<b>586</b>	<b>220</b>	<b>69</b>	<b>289</b>

**APPENDIX XXXIV. List of Posts Reserved for Scheduled Castes/ Scheduled Tribes/ Other Backward Classes for which No Such Candidate Applied During the Year 2007-08**

## Appendix XXXIV.

(Vide Chapter 7)

### List of Posts Reserved for Scheduled Castes/ Scheduled Tribes/ Other Backward Classes for which No Such Candidate Applied During the Year 2007-08

S. No.	Name of Post and Pay-Scale	Number of Posts Reserved for			Total
		Scheduled Castes	Scheduled Tribes	Other Backward Classes	
1.	Professor in Electrical Engineering (Technical), Delhi College of Engineering, Directorate of Training and Technical Education, Government of National Capital Territory of Delhi. (Rs. 16400-22400)	-	1	-	1
2.	Specialist Grade II (Junior Scale) in Anaesthesiology, Health and Family Welfare Department (Health), Government of Puducherry. (Rs. 10000-15200)	-	1	-	1
3.	Assistant Professor (Neuro-Surgery), Specialist Grade II of Central Health Service (Teaching Specialist Sub-Cadre), Ministry of Health and Family Welfare. (Rs. 10000-15200)	-	-	1	1
4.	Assistant Professor (Cardio Thoracic Vascular Surgery), Specialist Grade II of Central Health Service (Teaching Specialist Sub-Cadre), Ministry of Health and Family Welfare. (Rs. 10000-15200)	-	-	1	1
5.	Assistant Professor of Urology, JIPMER, Specialist Grade II of Central Health Service (Teaching Specialist Sub-Cadre), Ministry of Health and Family Welfare. (Rs. 10000-15200)	-	-	1	1
6.	Assistant Professor of Paediatric Surgery, Specialist Grade II of Central Health Service (Teaching Specialist Sub-Cadre), Ministry of Health and Family Welfare. (Rs. 10000-15200)	1	-	-	1
7.	Assistant Professor of Cardiology at JIPMER, Specialist Grade II of Central Health Service (Teaching Specialist Sub-Cadre), Ministry of Health and Family Welfare. (Rs. 10000-15200)	1	-	-	1
8.	Specialist Grade II (Pathology) in Non-Teaching Specialist Sub-Cadre of Central Health Service, Ministry of Health and Family Welfare. (Rs. 10000-15200)	-	2	-	2
<b>Total</b>		<b>2</b>	<b>4</b>	<b>3</b>	<b>9</b>

**APPENDIX XXXV** Number of Scheduled Castes/ Scheduled Tribes/ Other Backward Class  
Candidates Recommended against Unreserved Vacancies through  
Direct Recruitment by Interview During the Year 2007-08

## Appendix XXXV.

(Vide Chapter 7)

### Number of Scheduled Castes/ Scheduled Tribes/ Other Backward Class Candidates Recommended against Unreserved Vacancies through Direct Recruitment by Interview During the Year 2007-08

S. No.	Name of Post and Pay-Scale	Number of Candidates			
		Scheduled Castes	Scheduled Tribes	Other Backward Classes	Total
(1)	(2)	(3)	(4)	(5)	(6)
1.	Assistant Works Manager (Prob.) (Chemical Engineering) (Junior Time Scale), Ordnance Factory Board Organization, Ministry of Defence. (Rs. 8000-13500)	-	-	1	1
2.	Junior Works Manager (Electrical), Ordnance Factory Board, Ministry of Defence. (Rs. 7450-11500)	-	-	2	2
3.	Senior Scientific Officer Grade II (Gentex - Mechanical/ Metallurgical Engineering), Directorate General of Quality Assurance, Ministry of Defence. (Rs. 8000-13500)	-	-	1	1
4.	Programmer, Department of Information Technology, Government of National Capital Territory of Delhi. (Rs. 8000-13500)	1	-	-	1
5.	Senior Staff Officer (Civil Defence) and Commandant (Central Training Institute), Home (General) Department, Government of National Capital Territory Of Delhi. (Rs. 10000-15200)	-	-	1	1
6.	Medical Officer (Ayurveda), Directorate of Indian System of Medicine and Homoeopathy, Health and Family Welfare Department, Government of National Capital Territory of Delhi. (Rs. 8000-13500)	-	-	1	1
7.	Specialist Grade II in Ophthalmology, Health and Family Welfare Department (Health), Government of Puducherry. (Rs. 10000-15200)	1	-	-	1
8.	General Duty Medical Officer, Health Department, Government of Puducherry. (Rs. 8000-13500)	-	-	5	5
9.	Programmer, Planning and Research Department, Government of Puducherry. (Rs. 6500-10500)	-	-	1	1
10.	Assistant Professor (Physical Medicine and Rehabilitation) at AIIPMR, Specialist Grade II of Central Health Service (Teaching Specialist Sub-Cadre), Ministry of Health and Family Welfare. (Rs. 10000-15200)	1	-	-	1
11.	Bacteriologist In Central Drugs Laboratory, Ministry of Health and Family Welfare. (Rs. 10000-15200)	-	-	1	1
12.	Assistant Professor of Cardiology at JIPMER, Specialist Grade II of Central Health Service (Teaching Specialist Sub-Cadre), Ministry of Health and Family Welfare. (Rs. 10000-15200)	-	-	1	1
13.	Microbiologist, Central Food Laboratory, Directorate General of Health Services, Ministry of Health and Family Welfare. (Rs. 10000-15200)	-	-	1	1
14.	Assistant Executive Engineer (Electronics), Directorate General of Lighthouses and Lightships, Ministry of Shipping, Road Transport and Highways. (Rs. 8000-13500)	-	-	1	1
<b>Total</b>		<b>3</b>	<b>-</b>	<b>16</b>	<b>19</b>

# Appendix XXXVI.

(Vide Chapter 8)

## Disciplinary Cases Dealt With During the Year 2007-08

<b>Brought forward</b>	304		<b>Total Cases disposed Of</b>	767
Received during the year	681		Closing balance	218
Total	985			

S. No.	Misconduct	Cases In Which Advice Was Communicated														Advice reiterated on reconsideration	De-novo Proceedings	Miscellaneous advice	Total number of advice letter issued	Returned for completion of requirements	Reference did not lie	Withdrawn by the Govt.	Total cases disposed of
		Group Wise Break Up				Penalty Advised																	
		Group 'A'	Group 'B'	Group 'C'	Group 'D'	Dismissal	Removal	Compulsory retirement	Reduction in rank	# Pecuniary penalties	Withholding of promotion	Censure	Cut in Pension	Proceeding dropped	Total effective advice								
	1	2	3	4	5	6	7	8	9	10	11	12	13	14	15	16	17	18	19	20	21	22	23
1	Conviction	6	3	1	-	3	1	-	-	-	-	-	6	-	10	-	-	-	10	-	-	-	10
2	Corruption/ Mal-practice	15	16	4	-	5	1	-	1	4	-	2	16	6	35	-	-	-	35	-	-	-	35
3	Dishonesty/ Embezzlement	17	7	7	1	2	-	2	-	6	-	5	15	2	32	-	-	-	32	-	-	-	32
4	Moral Turpitude	2	1	2	-	1	-	-	-	3	-	-	1	-	5	-	-	-	5	-	-	-	5
5	Absence From Duty Without Leave/ Permission	35	7	6	1	25	1	3	-	9	-	3	6	2	49	1	-	2	52	-	-	-	52
6	Outside Employment/ Business	1	-	-	-	-	-	-	-	1	-	-	-	-	1	-	-	-	1	-	-	-	1
7	Insubordination	3	-	-	-	-	-	-	-	-	-	2	1	-	3	-	-	-	3	-	-	-	3
8	Dereliction of Duty/ Non-observance of Procedure	81	20	12	-	-	-	3	2	39	-	15	42	12	113	3	-	4	120	-	-	-	120
9	Irregularities in Transaction in Property	8	2	-	-	-	-	-	1	3	-	-	6	-	10	-	-	-	10	-	-	-	10
10	Misbehaviour	3	1	1	-	-	-	-	-	-	-	2	2	1	5	-	-	1	6	-	-	-	6
11	Other Charges/ Misconduct	167	44	27	2	7	2	6	6	74	2	20	70	53	240	7	2	9	258	232	1	2	493
	<b>Total</b>	<b>338</b>	<b>101</b>	<b>60</b>	<b>4</b>	<b>43</b>	<b>5</b>	<b>14</b>	<b>10</b>	<b>139</b>	<b>2</b>	<b>49</b>	<b>165</b>	<b>76</b>	<b>503</b>	<b>11</b>	<b>2</b>	<b>16</b>	<b>532</b>	<b>232</b>	<b>1</b>	<b>2</b>	<b>767</b>

# Include the penalties of reduction to a lower stage in the time scale, withholding of increments of pay and recovery from of whole or part of any pecuniary loss caused to the Government by negligence or breach of orders.

# Appendix XXXVII.

(Vide Chapter 8)

## Ministry-wise Details of the Advice Tendered by the Commission in Disciplinary Cases During the Year 2007-08

S. No.	Name of the Ministry/ Department/ State Government	Cases involving charge affecting integrity				Cases involving charge other than those affecting integrity				Advice reiterated	Advice to hold De-novo proceedings	Advice of miscellaneous nature	Grand Total of Column 6,10 & 11 – 13
		No. in which major penalty was advised	No. in which minor penalty was advised	No. in which no penalty was advised	Total	No. in which major penalty was advised	No. in which minor penalty was advised	No. in which no penalty was advised	Total				
1	2	3	4	5	6	7	8	9	10	11	12	13	14
1.	Agriculture	-	-	-	-	2	-	-	2	-	-	-	2
2.	Chemical & Fertilizers	-	-	-	-	-	-	-	-	1	-	-	1
3.	Civil Supply & Public Distribution	-	-	-	-	-	4	-	4	-	-	-	4
4.	Commerce & Industry	1	-	-	1	1	-	-	1	-	-	1	3
5.	Communications & It	23	-	1	24	48	38	20	106	2	-	-	132
6.	Defence	-	-	-	-	1	2	4	7	1	-	1	9
7.	Environment & Forests	1	-	-	1	3	3	-	6	-	-	-	7
8.	External Affairs	1	-	-	1	3	4	-	7	1	-	1	10
9.	Finance	11	1	-	12	22	17	8	47	-	-	2	61
10.	Food Processing Industries	1	-	-	1	-	-	-	-	-	-	-	1
11.	Health & Family Welfare	-	-	-	-	8	-	3	11	-	-	2	13
12.	Home Affairs	5	-	1	6	21	6	6	33	4	2	-	45
13.	Human Resource Dev.	-	-	-	-	2	-	1	3	-	-	-	3
14.	Industry	-	-	-	-	1	2	4	7	-	-	-	7
15.	Information & Broad.	2	-	-	2	3	5	3	11	-	-	-	13
16.	Labour	1	-	-	1	2	-	-	2	-	-	-	3
17.	Law Justice & Company Affairs	2	-	-	2	2	2	4	8	-	-	-	10

APPENDIX XXXVII. Ministry-wise Details of the Advice Tendered by the Commission in Disciplinary Cases During the Year 2007-08

S. No.	Name of the Ministry/ Department/ State Government	Cases involving charge affecting integrity				Cases involving charge other than those affecting integrity				Advice reiterated	Advice to hold De-novo proceedings	Advice of miscellaneous nature	Grand Total of Column 6,10 & 11 – 13
		No. in which major penalty was advised	No. in which minor penalty was advised	No. in which no penalty was advised	Total	No. in which major penalty was advised	No. in which minor penalty was advised	No. in which no penalty was advised	Total				
1	2	3	4	5	6	7	8	9	10	11	12	13	14
18.	Per. Pub. Griev. Pensions	6	-	-	6	11	4	-	15	1	-	1	23
19.	Planning & Programme Implementation	-	-	-	-	1	-	-	1	-	-	-	1
20.	Railways	11	4	-	15	45	29	18	92	1	-	3	111
21.	Science & Technology	-	-	-	-	2	1	-	3	-	-	-	3
22.	Road Transport And Highways	1	-	-	1	1	-	2	3	-	-	-	4
23.	Urban Development	6	-	-	6	17	8	4	29	-	-	2	37
24.	Water Resources	-	-	-	-	1	-	-	1	-	-	-	1
25.	Power	-	-	-	-	-	-	1	1	-	-	-	1
26.	Mines	-	-	-	-	1	-	-	1	-	-	-	1
27.	Dept. of Space	-	-	-	-	1	-	-	1	-	-	1	2
28.	Govt. of A.P.	-	1	-	1	-	1	-	1	-	-	-	2
29.	Govt of Haryana	-	-	-	-	-	2	-	2	-	-	-	2
30.	Govt. of Maharashtra	-	-	-	-	1	2	1	4	-	-	-	4
31.	Govt of Meghalaya	-	-	-	-	-	1	-	1	-	-	-	1
32.	Govt. of Orissa	-	-	-	-	-	1	-	1	-	-	-	1
33.	Govt. of Tamil Nadu	-	-	-	-	-	2	-	2	-	-	-	2
34.	Govt. of U.P.	-	-	-	-	1	7	1	9	-	-	-	9
35.	Govt. of West Bengal	-	-	-	-	-	-	-	-	-	-	1	1
36.	Govt. of Chhatisgarh	-	-	-	-	-	-	-	-	-	-	1	1
37.	Govt. of Jharkhand	-	-	-	-	-	-	1	1	-	-	-	1
<b>Total</b>		72	6	2	80	201	141	81	423	11	2	16	532

# Appendix XXXVIII.

(Vide Chapter 9)

## Ministry-wise Number of Cases in which Offers of Appointment to Recommended Candidates were Delayed by the Government for More Than One year from the Date of Recommendation (Position as on March 31, 2008)

S. No.	Name of Ministry/ Department	Number of Cases/ Posts in Which Offers Were Delayed by				Number of Cases/Posts in Which Offers Have Not Yet Been Made Even After a Period of				Total #
		One Year and Above But Less Than Two Years	Two Years and Above But Less Than Three Years	Three Years and Above But Less Than Four Years	Four Years and Above	One Year and Above But Less Than Two Years	Two Years and Above But Less Than Three Years	Three Years and Above But Less Than Four Years	Four Years and Above	
(1)	(2)	(3)	(4)	(5)	(6)	(7)	(8)	(9)	(10)	(11)
<b>Part A - Recruitment by Examination</b>										
1.	Commerce	-	-	-	-	-	-	-	-	-
2.	Communications	-	-	-	-	-	2	-	-	2
3.	Defence	-	2	-	-	6	1	-	-	9
4.	Information & Broadcasting	-	-	-	-	-	-	-	-	-
5.	Mines	37	-	-	-	58	-	-	-	95
6.	Power	8	-	-	-	8	-	-	-	16
7.	Railways	-	-	-	-	-	-	-	-	-
8.	Science & Technology	-	-	-	-	-	-	8	-	8
9.	Shipping, Road Transport & Highways	-	7	-	18	-	-	-	1	26
10.	Urban Development	-	3	-	-	-	-	1	-	4
11.	Water Resources	-	-	-	1	6	-	-	-	7
<b>Total</b>		<b>45</b>	<b>12</b>	<b>-</b>	<b>19</b>	<b>78</b>	<b>3</b>	<b>9</b>	<b>1</b>	<b>167</b>
<b>Part B - Direct Recruitment by Interview</b>										
1.	Andaman and Nicobar Administration	-	-	-	-	-	-	-	2	2
2.	Chandigarh Administration	-	-	-	-	2	1	-	-	3
3.	Defence	-	-	-	1	12	1	-	8	22
4.	Finance	-	-	-	-	-	-	-	1	1
5.	Government of National Capital Territory of Delhi	-	-	-	-	-	-	-	4	4
6.	Government of Puducherry	-	-	-	-	1	3	-	1	5
7.	Health and Family Welfare	2	-	-	-	4	-	-	1	7

APPENDIX XXXVIII. Ministry-wise Number of Cases in which Offers of Appointment to Recommended Candidates were Delayed by the Government for More Than One year from the Date of Recommendation (Position as on March 31, 2008)

S. No.	Name of Ministry/ Department	Number of Cases/ Posts in Which Offers Were Delayed by				Number of Cases/Posts in Which Offers Have Not Yet Been Made Even After a Period of				Total #
		One Year and Above But Less Than Two Years	Two Years and Above But Less Than Three Years	Three Years and Above But Less Than Four Years	Four Years and Above	One Year and Above But Less Than Two Years	Two Years and Above But Less Than Three Years	Three Years and Above But Less Than Four Years	Four Years and Above	
(1)	(2)	(3)	(4)	(5)	(6)	(7)	(8)	(9)	(10)	(11)
8.	Labour and Employment	-	-	-	-	-	-	-	1	1
9.	Law and Justice	-	-	-	-	-	-	-	3	3
10.	Municipal Corporation of Delhi	-	-	-	-	-	-	1	1	2
11.	Planning	-	-	-	-	1	-	-	-	1
12.	Shipping, Road Transport and Highways	-	-	-	-	-	-	-	8	8
13.	Urban Development	-	-	-	-	1	-	-	-	1
<b>Total</b>		<b>2</b>	<b>-</b>	<b>-</b>	<b>1</b>	<b>21</b>	<b>5</b>	<b>1</b>	<b>30</b>	<b>60</b>

# Note: Includes cases for which information have not been furnished by the Ministries/Departments regarding the issue of offers of appointment.

**Part C - Delay in the issue of offer of Appointment of Engineering Services Examination**

Year of Examination and number of cases shown against each year where offers of appointment has been delayed and not yet made							
S. No.	Ministry	2002	2003	2004	2005	2006 *	Total No. of consolidated cases
(1)	(2)	(3)	(4)	(5)	(6)	(7)	(8)
1.	Commerce	-	-	-	-	-	-
2.	Communications	-	-	2	-	-	2
3.	Defence	-	-	1	6	26	33
4.	Information & Broadcasting	-	-	-	-	-	-
5.	Mines	-	-	-	-	-	-
6.	Power	-	-	-	8	3	11
7.	Railways	-	-	-	-	-	-
8.	Science & Technology	-	8	-	-	-	8
9.	Shipping, Road Transport & Highways	1	-	-	-	3	4
10.	Urban Development	-	1	-	-	3	4
11.	Water Resources	-	-	-	6	18	24
<b>Total</b>		<b>1</b>	<b>9</b>	<b>3</b>	<b>20</b>	<b>53</b>	<b>86</b>

\* Result of Engineering Service Examination, 2006 was declared on June 8, 2007, as the delay is not more than 1 year, these cases are not included in Part - A' Appendix XXXVIII.

**APPENDIX XXXIX.** Statement showing the number of cases where the Recruitment Rules were not notified by the Government and the period of delay (position as on March 31, 2008)

## Appendix XXXIX.

(Vide Chapter 5 & 9)

**Statement showing the number of cases where the Recruitment Rules were not notified by the Government and the period of delay (position as on March 31, 2008)**

S. No.	Ministry/Department	>5 years	4-5 years	3-4 years	2-3 years	1-2 years	Total
1	<b>AGRICULTURE</b>						42
	Agriculture & Cooperation	3	3	7	5	5	23
	Animal Husbandry & Dairying	4	3	3	4	5	19
2	<b>CHEMICAL &amp; FERTILISERS</b>						1
	Fertilisers	1	-	-	-	-	1
3	<b>CIVIL SUPPLY &amp; PUB. DIST.</b>						2
	Consumer Affairs	-	-	-	2	-	2
4	<b>COMMERCE &amp; INDUSTRY</b>						17
	Commerce	11	-	-	2	1	14
	Industrial Policy & Promotion	2	-	1	-	-	3
5	<b>COMMUNICATIONS</b>						2
	Posts	-	-	1	-	1	2
	Telecommunications	-	-	-	-	-	-
6	<b>DEFENCE</b>						64
	Defence	7	20	8	13	7	55
	Defence Production & Supplies	1	-	-	2	2	5
	Defence Research & Dev.	-	-	-	-	-	-
	Defence (CAO)	-	-	-	-	-	-
	Defence (D/Appts.)	-	-	-	1	3	4
7	<b>EXTERNAL AFFAIRS</b>						5
	External Affairs	3	-	-	-	2	5
8	<b>POWER</b>						-
	Power	-	-	-	-	-	-
9	<b>ENVIRONMENT &amp; FOREST</b>						4
	Environment & Forest	-	-	-	-	4	4
10	<b>FINANCE</b>						62
	Economic Affairs	6	20	2	1	2	31
	Expenditure	1	1	1	4	1	8
	Revenue	9	1	3	-	10	23
11	<b>FOOD PROCESSING IND.</b>						2
	Food Processing Industries	-	1	-	-	1	2
12	<b>HEALTH &amp; FAMILY WELFARE</b>						24
	Health	7	3	-	4	6	20
	Family Welfare	-	-	1	-	1	2
	AYUSH	-	1	1	-	-	2
13	<b>HOME AFFAIRS</b>						65
	Internal Security	6	1	1	1	1	10
	Official Language	1	-	-	-	1	2
	Home	9	10	8	10	16	53
14	<b>HUMAN RESOURCE DEV.</b>						6
	Secr. Edn. & Higher Education	2	1	2	-	-	5

**APPENDIX XXXIX.** Statement showing the number of cases where the Recruitment Rules were not notified by the Government and the period of delay (position as on March 31, 2008)

S. No.	Ministry/Department	>5 years	4-5 years	3-4 years	2-3 years	1-2 years	Total
	Elementary Education & Literacy	-	-	-	-	-	-
	Women & Child Development	-	-	-	-	1	1
15	<b>HEAVY INDUSTRY</b>						3
	Heavy Industry	3	-	-	-	-	3
16	<b>INFORMATION &amp; BROADCASTING</b>						4
	Information & Broadcasting	2	-	1	-	1	4
17	<b>LABOUR</b>						3
	Labour	-	-	-	-	1	1
	ESIC	-	-	1	-	-	1
	DGE&T	1	-	-	-	-	1
18	<b>LAW &amp; JUSTICE</b>						3
	Legislative Department	2	-	1	-	-	3
19	<b>PARLIAMENTARY AFFAIRS</b>						4
	Parliamentary Affairs	1	2	1	-	-	4
20	<b>PER. PUB. GRIEV. &amp; PENSIONS</b>						25
	Personnel & Training	3	1	1	3	14	22
	Admn. Reforms & Pub. Griev.	1	1	-	-	1	3
21	<b>RAILWAYS</b>						4
	Railways	3	-	-	-	1	4
22	<b>SCIENCE &amp; TECHNOLOGY</b>						1
	Science & Technology	-	-	1	-	-	1
23	<b>NON CONVENTIONAL ENERGY</b>						2
	Non-Conventional Energy Sources	1	-	1	-	-	2
24	<b>SHIPPING, R.T &amp; HIGHWAYS</b>						6
	Shipping	4	-	1	-	1	6
	Road Transport & Highways	-	-	-	-	-	-
25	<b>CORPORATE AFFAIRS</b>						3
	Corporate Affairs	2	-	-	-	1	3
26	<b>TEXTILES</b>						7
	Textiles	-	1	2	4	-	7
27	<b>TOURISM</b>						3
	Tourism	-	-	-	2	1	3
28	<b>CULTURE</b>						21
	Culture	4	1	-	2	14	21
29	<b>UPSC</b>						-
	UPSC	-	-	-	-	-	-
30	<b>URBAN DEVELOPMENT &amp; POVERTY ALLEVIATION</b>						3
	Urban Development	-	-	1	1	-	2
	Urban Dev. Poverty Alleviation	-	-	-	-	1	1
31	<b>WATER RESOURCES</b>						4
	Water Resources	-	1	1	-	2	4
32	<b>ANDAMAN &amp; NICOBAR ADMN.</b>						15
	Andaman & Nicobar	-	1	1	3	10	15
33	<b>CHANDIGARH ADMINISTRATION</b>						16
	Chandigarh Administration	7	4	3	-	2	16
34	<b>DAMAN, DIU &amp; DADRA &amp; NAGAR HAVELI</b>						4
	Daman, Diu & Dadra & Nagar Haveli	2	1	1	-	-	4
35	<b>GOVT. OF N.C.T. OF DELHI</b>						20
	Administration	-	-	-	2	1	3
	Technical Education	1	1	1	-	1	4

**APPENDIX XXXIX.** Statement showing the number of cases where the Recruitment Rules were not notified by the Government and the period of delay (position as on March 31, 2008)

S. No.	Ministry/Department	>5 years	4-5 years	3-4 years	2-3 years	1-2 years	Total
	Health & Family Welfare	2	1	-	1	1	5
	Home	-	-	-	1	3	4
	Development	-	-	1	-	-	1
	Labour	-	-	1	-	1	2
	Land & Building	1	-	-	-	-	1
36	<b>LAKSHDWEEP ADMINISTRATION</b>						3
	Lakshdweep Administration	1	-	-	1	1	3
37	<b>GOVT. OF PONDICHERRY</b>						7
	Govt. Of Pondicherry	1	2	1	1	2	7
38	<b>M.C.D</b>						39
	M.C.D	15	5	8	6	5	39
39	<b>PLANNING COMMISSION</b>						1
	Planning Commission	-	-	-	-	1	1
40	<b>PRIME MINISTER'S SECTT.</b>						1
	Prime Minister's Sectt.	-	1	-	-	-	1
41	<b>N.D.M.C</b>						22
	N.D.M.C	4	2	3	10	3	22
42	<b>RURAL DEVELOPMENT</b>						3
	Rural Areas & Employment	-	-	1	-	-	1
	Rural Development	1	-	-	-	-	1
	Land Resources	-	-	-	-	1	1
	Drinking Water & Supply	-	-	-	-	-	-
43	<b>CONSUMER AFFAIRS, FOOD AND PUBLIC DISTRIBUTION</b>						15
	Food And Public Distribution	7	-	1	-	-	8
	Consumer Affairs	-	-	-	2	5	7
44	<b>CIVIL AVIATION</b>						5
	Civil Aviation	4	-	1	-	-	5
45	<b>DELHI JAL BOARD</b>						11
	Delhi Jal Board	3	1	3	1	3	11
46	<b>DEV. COMMR. (M.S.&amp; M ENTERPRISES)</b>						2
	Dev. Commr. (M.S.&M Enterprises)	-	-	1	-	1	2
47	<b>MIN. STAT. &amp; PROG. IMPLEMENTATION</b>						1
	Statistics & Prog. Implementation	-	-	1	-	-	1
48	<b>MINISTRY OF MINES</b>						5
	Mines	2	-	1	2	-	5
49	<b>MINISTRY OF COAL</b>						-
	Coal	-	-	-	-	-	-
50	<b>DEV. OF NORTH EASTERN REGION</b>						10
	Dev. of North Eastern Region	-	1	5	3	1	10
51	<b>SOCIAL JUSTICE &amp; EMPOWERMENT</b>						-
	Social Justice & Empowerment	-	-	-	-	-	-
52	<b>TRIBAL AFFAIRS</b>						-
	Tribal Affairs	-	-	-	-	-	-
53	<b>INDIA METROLOGICAL DEPTT.</b>						1
	India Metrological Deptt.	-	1	-	-	-	1
54	<b>PANCHAYATI RAJ</b>						-
	Panchayati Raj	-	-	-	-	-	-
55	<b>MINORITY AFFAIRS</b>						-
	Minority Affairs	-	-	-	-	-	-
	<b>TOTAL</b>	<b>151</b>	<b>93</b>	<b>85</b>	<b>94</b>	<b>150</b>	<b>573</b>

**APPENDIX XL.** Posts/ Services Excluded from the Purview of the Union Public Service Commission since the Issue of the U.P.S.C. (Exemption from Consultation) Regulations on September 1, 1958

## Appendix XL.

(Vide Chapter 11)

### Posts/ Services Excluded from the Purview of the Union Public Service Commission since the Issue of the U.P.S.C. (Exemption from Consultation) Regulations on September 1, 1958

#### Schedule – I

(Posts excluded for the purposes of Article 320 (3) (a) & (b) of the Constitution)

S. No.	Designation of the Posts/ Services	Date from which excluded
1.	All Civil and Criminal Judicial Posts in Union Territories under the control of High Courts or a Court of Judicial. Commissioner, Other than those included in Item (7).	1.9.1958
2.	Posts in the Secretariat and Personal staff of the President and the Vice-President.	26.3.1962
3.	Posts in Government Hospitality Organisation under the Ministry of External Affairs.	26.3.1962
4.	Posts of National Research Professor under the Ministry of Education.	25.3.1963
5.	Posts of Consultant and Chief Consultant <sup>#</sup> in the Planning Commission.	25.4.1964
6.	Posts of Private Secretary to the Solicitor General of India and the Additional Solicitor General of India.	14.4.1965
7.	Judicial Commissioners, Additional Judicial Commissioners, District Judges, Session Judges, Additional District Judges and Additional Sessions Judges in Union Territories.	9.3.1966
8.	All the Services and Posts under or connected with the organisation dealing with external intelligence in the Government of India vide the U.P.S.C. (Exemptions from Consultation) Supplementary Regulations, 1970.	14.8.1970
9.	Group 'B' Ministerial posts in the Intelligence Bureau other than the posts of Section Officer.	12.2.1973
10.	All technical and administrative posts in or under (a) the Department of Space and (b) Space Commission	14.11.1974
11.	All technical and administrative posts in or under (a) the Department of Electronics and (b) Electronics Commission.	13.8.1975
12.	Recruitment/ Promotions of scientific and technical personnel in the Defence Research and Development Organisation (DRDO) under the Ministry of Defence.	18.5.1985
13.	All Group 'A' and Group 'B' posts in or under the Central Administrative Tribunal.	10.1.1986
14.	Scientific posts in the Ministry of Science and Technology, Department of Ocean Development, Department of Non-Conventional Energy Sources and the Department of Environment, forests and Wild-Life, as specified in the Annexure to the DOP&T Notification No.39018/2/86-Estt.B dated 1.4.87 except in respect of appointment to be made thereto by promotion through the DPC (Amendment vide DOP&T Notification No.39018/1/96 Estt.B dated 6.5.96).	6.5.1996
15.	Group 'B' (Non-Gazetted) posts of Assistants and Stenographers Grade 'C' to be filled by direct recruitment through open competitive examination.	7.9.1989
16.	Post of Advisers and equivalent in the Planning Commission in the Scale of Rs. 5,900-8,000 pre-revised except where they are required to be filled under the Senior Staffing Scheme or those included in any organised service.	7.9.1989
17.	Group 'B' Non-gazetted posts in the Department of Telecommunications.	29.12.1989
18.	Group 'B' Non-gazetted posts under the Andaman and Nicobar Islands and Lakshadweep Administration.	18.9.1990

**APPENDIX XL. Posts/ Services Excluded from the Purview of the Union Public Service Commission since the Issue of the U.P.S.C. (Exemption from Consultation) Regulations on September 1, 1958**

S. No.	Designation of the Posts/ Services	Date from which excluded
19.	Posts/ Services to the exclusion of which the Commission agreed under Item (20) of the Schedule to the U.P.S.C (Exemption from Consultation) Regulations: (i) Posts connected with the Special Border Security Scheme under the Ministry of External Affairs. (ii) Posts in the Central Reserve Police and the Indo-Tibetan Border Force. (iii) Posts in the High Commission of India, London and in other Indian Missions abroad to which recruitment is made locally by the respective Indian Missions.	1963-64 22.7.1960  4.8.1988
20.	Post of Examiner of Patents and Designs, Assistant Controller of Patents and Designs, Deputy Controller of Patents and designs, Joint controller of Patents and Design, Sr. Joint controller of Patents and Designs, Deputy Chief Executive Officer, Senior Documentation Officer, Senior Reprography Officer. Junior Documentation Officer, Reprography Officer and Senior Programmer in the patent office under the Department of Industrial Development, Ministry of Industry.	6.7.1999
21.	Post of Lt. General, Scientist "H" Major General, Scientist "G", Secretary*, Addl. Secretary*, Joint Secretary, Director, Deputy Secretary, Under Secretary, Principal Private Secretary, Senior System Analyst*, Research Officer, Private Secretary, Section Officer, Protocol Officer, Assistant, Research Assistant, Personal Assistant, Protocol Assistant, Senior Library and Information Assistant and Draftsman Grade "I" in the National Security Council Secretariat, Cabinet Secretariat.	31.1.2001
22.	Professor of Law, Lal Bahadur Shastri National Academy of Administration, Mussorie.	31.1.2003
23.	All posts under the National Technical Research Organisation	14.7.2005

# Inserted vide DoPT's Notification dated April 25, 1977.

\* Inserted vide DoPT's Notification dated January 31, 2003.

### Schedule – II

*(Posts excluded for the purposes of Article 320 (3) (b) of the Constitution of India)*

S. No.	Designation of the Posts/ Services	Date from which excluded
1.	Group 'B' Non-gazetted posts under the Ministry of Water Resources.	13.11.1991
2.	Direct recruitment to all Group "B" Posts in the various Ministries/Departments of the Government of India and their attached and subordinate offices and which are in the scale of pay, the maximum of which is below Rs.10,500/-.	21.5.1999
3.	Direct Recruitment to all Non-gazetted posts carrying the pay scale of Rs.6500-10,500/-.	29.9.2005
4.	Post of Special Director of Enforcement in the Enforcement Directorate in the pay scale of Rs.16,400-20,000.	1.6.2006

**APPENDIX XLI. Cadre and Group-wise Staff Strength and Detailed Break-up of Staff Strength of Posts of the Commission**

# APPENDIX XLI.

(Vide Chapter 11)

## Cadre and Group-wise Staff Strength and Detailed Break-up of Staff Strength of Posts of the Commission

**Table 1 Comparison of sanctioned strength of 2006-07 and 2007-08**

S. No.	Name of Post	Sanctioned Strength as on 31-3-07	Sanctioned Strength as on 31-3-08	Difference
1.	Joint Secretary	9	13	+ 4
2.	Deputy Secretary	31	27	- 4
<b>Total Difference</b>				Nil
<b>Sanctioned Strength as on 31.3.2007</b>		<b>Sanctioned Strength as on 31.3.08</b>		<b>Difference</b>
2,073		2,073		Nil

**Table 2 Cadre and Group-wise Staff Strength of the Commission**

Particulars	Group 'A'		Group 'B'				Group 'C'		Group 'D'		Total	
			Gazetted		Non-Gazetted							
	31.3.07	31.3.08	31.3.07	31.3.08	31.3.07	31.3.08	31.3.07	31.3.08	31.3.07	31.3.08	31.3.07	31.3.08
Secretariat Cadres	123	122	185	185	357	357	466	466	194	194	1325	1324
UPSC's Cadres	54	55	39	37	37	33	229	216	344	344	703	685
Cadres of other participating Ministries/ Departments	2	2	5	7	-	9	-	8			7	26
Departmental Canteen							16	16	22	22	38	38
<b>Total</b>	<b>179</b>	<b>179</b>	<b>229</b>	<b>229</b>	<b>394</b>	<b>399</b>	<b>711</b>	<b>706</b>	<b>560</b>	<b>560</b>	<b>2073</b>	<b>2073</b>

**Table 3: Detailed Break-up of Staff Strength of Posts of the Commission**

S. No. (1)	Particulars (2)	As on 31.3.07 (3)	As on 31.3.08 (4)
	<b>GROUP - A'</b>	<b>179</b>	<b>179</b>
<b>I</b>	<b>Secretariat Cadres</b>	<b>123</b>	<b>122</b>
1.	Secretary	1	1
2.	Additional Secretary	1	1
3.	Additional Secretary & Controller of Examinations	1	1
4.	Joint Secretary	09	13
5.	Deputy Secretary	31	27
6.	Senior PPS	5	5
7.	Under Secretary	67	67
8.	Principal Private Secretary	7	7
9.	Library & Information Officer	1	-
<b>II</b>	<b>UPSC's Cadres</b>	<b>54</b>	<b>55</b>
10.	Executive Director (Information Systems)	1	1
11.	Director (Examination Reforms)	1	1

**APPENDIX XLI. Cadre and Group-wise Staff Strength and Detailed Break-up of Staff Strength of Posts of the Commission**

<b>S. No. (1)</b>	<b>Particulars (2)</b>	<b>As on 31.3.07 (3)</b>	<b>As on 31.3.08 (4)</b>
12	Joint Director (Research Statistics & Analysis)	1	1
13	OSD to Chairman	1	1
14	Joint Director (Examination Reforms)	2	2
15	Manager (EDP)	3	3
16	Manager (SD) & CP	1	1
17	Manager (DP)	1	1
18	Finance & Budget Officer	1	1
19	Library & Information Officer	-	1
20	Administrative Officer	1	1
21	Senior Research Officer (RS&A)	2	2
22	Senior Research Officer (Language medium)	1	1
23	Senior Programmer	5	5
24	Senior Engineer	1	1
25	Deputy Controller (DP)	2	2
26	Deputy Director (ER)	6	6
27	Assistant Director (Vig.)	1	1
28	Assistant Controller (DP)	3	3
29	Research Officer (RS&A)	4	4
30	Programmer	10	10
31	Engineer	1	1
32	Officer on Special Duty (Confidential)	3	3
33	Assistant Director (Confidential) redesignated as Assistant Director (Confdl.)	1	1
34	Sr. EM&MO	1	1
<b>III</b>	<b>Cadres of other participating Ministries/ Departments</b>	<b>2</b>	<b>2</b>
35	Director (Official Language)	1	1
36	Deputy Director (OL)	1	1
	<b>Group 'B'</b>		
	<b>Group 'B' Gazetted</b>	<b>229</b>	<b>229</b>
<b>I</b>	<b>Secretariat Cadres</b>	<b>185</b>	<b>185</b>
37	Section Officer	141	141
38	Private Secretary	44	44
<b>II</b>	<b>UPSC's Cadres</b>	<b>39</b>	<b>37</b>
39	Junior Analyst	1	1
40	Assistant Accounts Officer/ JAO (P&AO)	2	-
41	Junior Research Officer	4	4
42	Accounts Officer	6	6
43	Superintendent (DP)	21	21
44	Reception Officer	1	1
45	Estate Manager & Meeting Officer	2	2
46	Assistant Library & Information Officer	1	1
47	Security Officer	1	1
<b>III</b>	<b>Cadres of other participating Ministries/ Departments</b>	<b>5</b>	<b>7</b>
48	Assistant Director (OL)	4	4
49	Pay & Accounts Officer	1	1
50	Assistant Accounts Officer/ JAO (P&AO)	-	2

**APPENDIX XLI. Cadre and Group-wise Staff Strength and Detailed Break-up of Staff Strength of Posts of the Commission**

S. No. (1)	Particulars (2)	As on 31.3.07 (3)	As on 31.3.08 (4)
	<b>Group - B' Non-Gazetted</b>	<b>394</b>	<b>399</b>
<b>I</b>	<b>Secretariat Cadres</b>	<b>357</b>	<b>357</b>
51	Assistant	285	285
52	Personal Assistant(Gr. 'C' of CSSS)	72	72
<b>II</b>	<b>UPSC's Cadres</b>	<b>37</b>	<b>33</b>
53	Senior Translator	4	-
54	Data Processing & Programming Assistant	3	3
55	Sr. Machine Operator	1	1
56	Superintendent (Typing-Language)	3	3
57	Assistant Superintendent (Telephones)	1	1
58	Research Assistant (Work Study)	4	4
59	Junior Accounts Officer	9	9
60	Programme Asstt.-cum-Console Operator	5	5
61	Vigilance Assistant	2	2
62	Supervisor (Conf.)	1	1
63	Estate Supervisor	2	2
64	Protocol Officer	1	1
65	Receptionist	1	1
<b>III</b>	<b>Cadres of other participating Ministries/ Departments</b>	<b>-</b>	<b>9</b>
66	Senior Translator	-	4
67	Junior Translator	-	5
	<b>Group - C'</b>	<b>711</b>	<b>706</b>
<b>I</b>	<b>Secretariat Cadres</b>		
68	Upper Division Clerk	258	258
69	Stenographer (Grade 'D' of CSSS)	22	22
70	Lower Division Clerk	170	170
71	Staff Car Driver	16	16
<b>II</b>	<b>UPSC's Cadres</b>	<b>229</b>	<b>216</b>
72	Head Typist (Hindi)	1	1
73	Data Entry Operator(Grade 'D')	47	47
74	Research Assistant (RS&A)	7	7
75	Technical Assistant (Accounts)	15	15
76	Library & Information Assistant	1	1
77	Confidential Assistant	1	1
78	Senior Typist (Hindi)	2	2
79	Care Taker	2	2
80	Motor Transport Supervisor	1	1
81	Data Entry Operator (Grade 'C')	10	10
82	Junior Reception Officer	2	2
83	Protocol Assistant	1	1
84	Carpenter	1	1
85	Data Entry Operator (Grade 'B')	25	25
86	Asstt. Supervisor (Conf.)	1	1
87	Machine Operator	4	4
88	Lower Division Clerk (Ex-cadre)	39	39
89	General Duty Clerk	5	5

**APPENDIX XLI. Cadre and Group-wise Staff Strength and Detailed Break-up of Staff Strength of Posts of the Commission**

S. No. (1)	Particulars (2)	As on 31.3.07 (3)	As on 31.3.08 (4)
90	Despatch Rider	2	2
91	Jr. Machine Operator	2	2
92	Assistant Caretaker	1	1
93	Senior Record Keeper	13	13
94	Cook (Advisers' Suite)	5	5
95	Assistant Cook (Adv. Suite)	1	1
96	Library Clerk	2	2
97	Record Keeper	21	21
98	Staff Car Driver (Bullet Proof)	1	1
99	Security Assistant	1	1
100	House Keeper	1	1
101	Typist (Hindi)	1	1
102	Senior Accountant	8	-
103	Junior Translator	5	-
<b>III</b>	<b>Cadres of other participating Ministries/ Departments</b>	<b>-</b>	<b>8</b>
104	Senior Accountant/ Accountant (P&AO unit)	-	8
	<b>GROUP - D'</b>	<b>560</b>	<b>560</b>
<b>I</b>	<b>Secretariat Cadres</b>	<b>194</b>	<b>194</b>
105	Peon	194	194
<b>II</b>	<b>UPSC's Cadres</b>	<b>344</b>	<b>344</b>
106	Franking Machine Operator	2	2
107	Record Sorter	3	3
108	Head Farash	3	3
109	Daftary	109	109
110	Senior Peon	11	11
111	Line Man	1	1
112	Sr. Library Attendant	1	1
113	Farash	16	16
114	Helper	164	164
115	Bearer (Adv. Suite)	4	4
116	Sweeper	26	26
117	Wash Boy (Adv. Suite)	2	2
118	Library Attendant	1	1
119	Junior Library Attendant	1	1
	<b>CANTEEN STAFF</b>	<b>38</b>	<b>38</b>
	<b>GROUP - C'</b>	<b>16</b>	<b>16</b>
120	General Manager (Canteen)	1	1
121	Assistant Manager-cum-Accountant	1	1
122	Assistant Manager-cum-Store Keeper	2	2
123	Halwai	2	2
124	Canteen Clerk	6	6
125	Cook	2	2
126	Assistant Halwai	2	2
	<b>GROUP - D'</b>	<b>22</b>	<b>22</b>
127	Tea/ Coffee Maker	2	2
128	Bearer	14	14
129	Wash Boy	4	4
130	Safai Karamchari	2	2

**APPENDIX XLII.** Statement Showing Receipts and Expenditure of the Commission  
During the Year 2007-08

## APPENDIX XLII.

(Vide Chapter 11)

### Statement showing the receipts and expenditure of the Union Public Service Commission during the year 2007-08

#### A – Receipts (Provisional)

S. No.	Name of the Receipts	(Rupees in lakhs)
1.	Other Receipts	23.20*

#### B – Expenditure

S. No.	Administrative Expenses	(Rupees in Lakhs)
1.	Salaries	3424.93
2.	Wages	26.51
3.	Over Time Allowance	11.89
4.	Medical	68.57
5.	Travel Expenses (Within the Country)	120.66
6.	Travel Expenses (Abroad)	0.67
7.	Office Expenses	521.98
8.	Publications	2.52
9.	B.C.T.T.	0.10
10.	Other Administrative Expenses	36.98
11.	Minor Works	56.69
12.	Payment to Professional Services	99.99
13.	Grants-in-Aid	1.08
14.	Other Charges	0.99
15.	Other Expenditure (Minor Head) Departmental Canteen	40.18
	<b>Expenditure on Exam &amp; Selections</b>	
16.	TA (Exam & Selection)	228.97
17.	Other Charges (Exam. & Selection)	2495.98
	<b>Grand Total</b>	<b>7138.69</b>

\* Excludes the receipts under Recruitment fee stamps & Application fee directly accounted for by the Controller General of Accounts combined for Staff Selection Commission and Union Public Service Commission.

# APPENDIX XLIII.

(Vide Chapter 2)

## List of Former Chairmen and Members of the Commission

**Table 1 List of Former Chairmen of the Commission (since 1926)**

S. No.	Name	Date when took over charge	Date on which relinquished charge
1.	Sir Ross Barker	October, 1926	August, 1932
2.	Sir David Petrie	August, 1932	1936
3.	Sir Eyre Gorden	1937	1942
4.	Sir F.W. Robertson	1942	1947
5.	Sh. H.K. Kripalani	1.4.1947	13.1.1949
6.	Sh. R.N. Banerjee	14.1.1949	9.5.1955
7.	Sh. N. Govindarajan	10.5.1955	9.12.1955
8.	Sh. V.S. Hejmadi	10.12.1955	9.12.1961
9.	Sh. B.N. Jha	11.12.1961	22.2.1967
10.	Sh. K.R. Damle	18.4.1967	2.3.1971
11.	Sh. R.C.S. Sarkar	11.5.1971	1.2.1973
12.	Dr. A.R. Kidwai	5.2.1973	4.2.1979
13.	Dr. M.L. Shahare	16.2.1979 (AN)	16.2.1985
14.	Sh. H.K.L. Capoor	18.2.1985	5.3.1990
15.	Sh. J.P. Gupta	5.3.1990 (AN)	2.6.1992
16.	Mrs. R.M. Bathew (Kharbuli)	23.9.1992	23.8.1996
17.	Sh. S.J.S. Chhatwal	23.8.1996 (AN)	30.9.1996
18.	Sh. J.M. Qureshi	30.9.1996 (AN)	11.12.1998
19.	Lt. Gen. (Retd.) Surinder Nath	11.12.1998 (AN)	25.6.2002
20.	Sh. P.C. Hota	25.6.2002 (AN)	8.9.2003
21.	Sh. Mata Prasad	8.9.2003 (AN)	4.1.2005
22.	Dr. S.R. Hashim	4.1.2005 (AN)	1.4.2006
23.	Sh. Gurbachan Jagat	1.4.2006 (AN)	30.6.2007

**Table 2 List of Former Members of the Commission (since 1926)**

S. No.	Name	Date when took over charge	Date on which relinquished charge	Remarks
1.	Sir Philip Hatog	1.10.1926	5.4.1930	
2.	Mr. A.H. Ley	1.10.1926	1.10.1931	
3.	Mr. Sayed Raza Ali	1.10.1926	31.11.1931	
4.	Sir T.V. Raghvachari	1.10.1926		
5.	Mr. M. Keane			
6.	Khanbahadur Sir Abdul Qadir	13.7.1929	30.11.1929	
7.	Mr. J.N. Roy	16.9.1929	2.4.1930	
8.	Raibahadur A.N. Chatterjee	6.1.1930	1.10.1930	
9.	Mr. J.R. Chunnigham	20.1.1930	5.4.1930	
10.	Sir J. Charles Weir	16.6.1930	16.12.1935	
11.	Raibahadur B.P. Varma	1.10.1930	1.10.1935	
12.	Sir David Patrie	1.10.1931	8.8.1932	Appointed as Chairman
13.	Dr. L.K. Hyder	2.1.1932	31.12.1936	
14.	Mr. H.S. Crosthwaite	16.2.1935	1.5.1939	

## APPENDIX XLIII. List of former Chairmen and Members of the Commission

S. No.	Name	Date when took over charge	Date on which relinquished charge	Remarks
15.	Sir Shafaat Ahmed Khan	18.5.1935	10.9.1935	
16.	Mr. P.L.Dhawan	18.5.1935	20.9.1940	
17.	Mr. D. Raynell	31.8.1936	29.11.1936	
18.	Sir A.FR ehman	7.1.1937	7.5.1942	
19.	Sir C.C. Chitham	2.12.1938	15.4.1939	
20.	Mr. L.P. Misra	18.7.1938	4.9.1938	
21.	Sir John Rutherford Dain	8.5.1939	16.2.1942	
22.	Mr. K. Sanjiva Row	20.9.1940	1.4.1947	
23.	Mr. W.R.G. Smith	16.2.1942	1.4.1947	
24.	Col. M.A. Rehman	1.1.1946	30.6.1946	
25.	Mr. W.A. Cosgrave	7.4.1944	25.10.1944	
26.	Mr. N.J. Roughton	1.1.1945	20.9.1945	
27.	Maj. Naunihal Singh Mann	31.7.1946	17.11.1946	
28.	Mr. F.C. Edmonds	12.4.1946	6.6.1946	
29.	Mr. O.E. Windle	1.7.1946	6.8.1946	
30.	Mr. R.P. Patwardhan	5.2.1947	5.8.1947	
31.	Mr. S.G. Grubb	1.11.1945 9.12.1946	6.10.1946 & 23.2.1950	
32.	Mr. Javad Hussain	14.3.1947	31.3.1952	
33.	Mr. K. Zachariah	1.7.1947	18.1.1950	
34.	Mr. W.R. Puranik	1.4.1947	31.3.1952	
35.	Mr. J.L. Kapur	4.12.1947	31.5.1949	
36.	Mr. Balwant Singh Puri	1.6.1948 17.9.1948	31.7.1948 30.4.1949	
37.	Mr. S.C. Tripathi	5.6.1948	14.2.1950	
38.	Dr. L.D. Joshi	12.6.1948	18.2.1949	
39.	Mr. G.C. Chatterjee	1.8.1949	31.10.1953	
40.	Mr. N. Govindarajan	31.5.1950	9.5.1955	Appointed as Chairman
41.	Mr. C.B. Nagarkar	18.12.1950	18.12.1956	
42.	Mr. N.K. Sidhanta	16.4.1951	31.7.1955	
43.	Mr. A.A.A. Fyzee	2.6.1952	31.5.1957	
44.	Mr. S.V. Kanungo	29.9.1952	29.9.1958 (FN)	
45.	Mr. J.S. Pillai	17.8.1955	16.8.1961 (AN)	
46.	Mr. C.V. Mahajan	2.1.1956	2.1.1960 (FN)	
47.	Dr. J.N. Mukherjee	1.9.1956	22.4.1958	
48.	Mr. P.L. Varma	24.11.1956	24.11.1962 (FN)	
49.	Mr. S.H. Zaheer	1.6.1957	31.5.1963 (AN)	
50.	Dr. G.S. Mahajani	1.7.1957	30.6.1963 (AN)	
51.	Dr. A.T. Sen	1.9.1958	31.8.1964 (AN)	
52.	Mr. M.L. Chaturvedi	1.3.1960	6.7.1964 (AN)	

## APPENDIX XLIII. List of former Chairmen and Members of the Commission

S. No.	Name	Date when took over charge	Date on which relinquished charge	Remarks
53.	Mr. M.A.V. Naidu	11.3.1960	14.1.1965 (AN)	
54.	Mr. A.V. Ramaswami	14.12.1961	14.7.1964 (AN)	
55.	Mr. Batuk Singh	19.4.1963	20.9.1968 (AN)	
56.	Mr. N.L. Ahmad	1.6.1963	25.4.1967 (AN)	
57.	Smt. B. Khongmen	9.1.1964	8.1.1970 (AN)	
58.	Mr. Desraj Mehta	29.1.1964	20.11.1967 (AN)	
59.	Dr. A. Appadorai	9.12.1964	15.3.1967 (AN)	
60.	Mr. M.S. Doriswami	14.9.1965 (AN)	14.11.1967 (AN)	
61.	Mr. R.C.S. Sarkar	31.1.1966	11.5.1971	Appointed as Chairman
62.	Mr. Hari Sharma	22.5.1967 (AN)	22.5.1973	
63.	Dr. A.R. Kidwai	29.9.1967	5.2.1973	Appointed as Chairman
64.	Maj. Gen. P.C. Gupta	3.2.1968	2.2.1974	
65.	Dr. M.L. Shahare	14.2.1968	13.2.1974	Appointed as Chairman
66.	Mr. D.P. Kohli	16.10.1968	08.2.1972	
67.	Prof. H.N. Ramachandra Rao	9.5.1969	08.5.1975	
68.	Mr. R.N. Muttoo	25.6.1971	24.6.1977	
69.	Dr. A.K. Dhan	28.6.1971	5.11.1975	
70.	Mr. R.G. Rajwade	23.8.1973	5.1.1974	
71.	Prof. P.L. Bhatnagar	1.10.1973	18.7.1975	
72.	Mr. Asoka Sen	22.1.1974	21.1.1980	
73.	Air Marshal T.S. Virk	22.4.1974	21.4.1980	
74.	Mr. M. Singaravelu	24.7.1974	16.3.1980	
75.	Dr. Sarup Singh	12.2.1975	14.3.1978	
76.	Mr. N.S. Saxena	4.6.1977	4.6.1983	
77.	Dr. P.C. Vaidya	1.7.1977	22.10.1978	
78.	Prof. S. Sampath	10.8.1977	28.8.1981	
79.	Dr. N.A. Noor Muhammed	30.11.1978	17.10.1981	
80.	Mrs. R.O. Dhan	1.12.1978	30.11.1984	
81.	Prof. Bhubaneshwar Behara	12.12.1978	31.12.1980	
82.	Mr. S.R. Mehta	17.3.1980	16.12.1982	
83.	Mr. J.R. Bansal	17.5.1980	16.5.1986	
84.	Air Vice Marshal A.K.S. Bakshi	27.7.1981	14.11.1986	
85.	Mr. A.M. Abdul Hamid	11.12.1981	25.3.1986	
86.	Dr. K. Venkata Ramiah	24.12.1981	23.12.1987	
87.	Mr. S. Samaddar	24.5.1982	23.5.1988	
88.	Mr. Jagdish Rajan	25.9.1984	25.9.1990	
89.	Mr. J.P. Gupta	1.7.1985	5.3.1990 (FN)	Appointed as Chairman
90.	Dr. R. Arockiasamy	5.7.1985	4.7.1991	
91.	Mr. Surendra Nath	23.12.1985	7.8.1991 (FN)	
92.	Mr. Qazi Mukhtar Ahmad	4.4.1986	14.3.1991	
93.	Mrs. R.M. Bathew (Kharbuli)	8.6.1987	22.9.1992	Appointed as Chairman
94.	Lt. Gen. R.S. Dayal	31.7.1987	13.5.1988	

**APPENDIX XLIII. List of former Chairmen and Members of the Commission**

<b>S. No.</b>	<b>Name</b>	<b>Date when took over charge</b>	<b>Date on which relinquished charge</b>	<b>Remarks</b>
95.	Vice Admiral G.M. Hiranandani	13.4.1989	12.4.1995	
96.	Mr. A. Padmanabhan	17.4.1989	13.12.1993	
97.	Mr. J.A. Kalyankrishnan	29.12.1989	28.12.1995	
98.	Mr. Harish Chandra	15.1.1990	14.1.1996	
99.	Mrs. Otima Bordia	11.5.1990	10.5.1996	
100.	Mr. S.J.S. Chhatwal	14.1.1991	23.8.1996 (AN)	Appointed as Chairman
101.	Mr. J.M. Qureshi	1.4.1991	30.9.1996 (AN)	Appointed as Chairman
102.	Mr. S.K. Misra	21.8.1991(AN)	21.08.1997	
103.	Dr. (Ms.) P. Selvie Das	19.9.1991	28.5.1997	
104.	Mr. B. Krishna Mohan	20.9.1993 (AN)	25.1.1998	Expired
105.	Smt. Kanta Kathuria	24.5.1995	22.8.1998	
106.	Lt. Gen. (Retd.) Surinder Nath	20.9.1995	11.12.1998	Appointed as Chairman
107.	Sh. P.C. Hota	27.9.1996 (AN)	25.6.2002	Appointed as Chairman
108.	Sh. K.K. Madan	1.11.1996 (AN)	1.11.2002	
109.	Dr. K.G. Adiyodi	14.11.1996 (AN)	28.5.2001	Expired on 28.5.2001
110.	Sh. P. Abraham	5.6.1997	4.6.2003	
111.	Sh.M.K. Deb Barma	6.6.1997	5.6.2003	
112.	Dr. L. Siddaveere Gowda	11.6.1997 (AN)	5.9.2001	
113.	Sh. T.K. Banerji	21.8.1997 (AN)	21.8.2003	
114.	Sh. Mata Prasad	23.4.1998 (AN)	8.9.2003	Appointed as Chairman
115.	Km. Arundhati Ghose	3.9.1998	2.9.2004	
116.	Dr. Om Nagpal	5.4.1999 (AN)	2.3.2002	Expired on 2.3.2002
117.	Dr. S.D. Karnik	18.9.2001	16.7.2002	Resigned on 16.7.2002
118.	Dr. S.R. Hashim	19.3.2002 (AN)	4.1.2005 (AN)	Appointed as Chairman
119.	Dr.(Smt.) Prakashwati Sharma	20.3.2002 (AN)	7.2.2005	
120.	Sh. Gurbachan Jagat	14.8.2002 (AN)	1.4.2006	Appointed as Chairman
121.	Sh. B.N. Navalawala	05.12.2002(AN)	14.04.2007	
122.	Sh. Subir Dutta	04.07.2003(AN)	30.06.2007	Appointed as Chairman
123.	Air Marshal (Retd.) Satish Govind Inamdar	12.12.2003 (AN)	09.01.2008	
124.	Dr. Bhure Lal	14.10.2004 (AN)	08.02.2008	
125.	Ms. Chokila Iyer	01.02.2005 (AN)	28.06.2007	

